



US00D758469S

(12) **United States Design Patent**
Cho

(10) **Patent No.:** **US D758,469 S**
(45) **Date of Patent:** **** Jun. 7, 2016**

(54) **DIGITAL CAMERA**
(71) Applicant: **Samsung Electronics Co., Ltd.,**
Suwon-si (KR)
(72) Inventor: **Chang-Sin Cho,** Seoul (KR)
(73) Assignee: **Samsung Electronics Co., Ltd.,**
Suwon-si (KR)
(**) Term: **14 Years**
(21) Appl. No.: **29/473,308**
(22) Filed: **Nov. 21, 2013**

(30) **Foreign Application Priority Data**
May 21, 2013 (KR) 30-2013-0026328
(51) **LOC (10) Cl.** **16-05**
(52) **U.S. Cl.**
USPC **D16/219**
(58) **Field of Classification Search**
USPC D16/200, 202-208, 210, 218, 219;
348/373-376; 396/535, 539-541
CPC G03B 15/03; G03B 17/02; G03B 17/04;
G03B 17/56; G03B 19/04; H04N 5/2251;
H04N 5/2252; H04N 5/2253; H04N 5/2254
See application file for complete search history.

(56) **References Cited**
U.S. PATENT DOCUMENTS
D429,269 S * 8/2000 Renkis D16/203
D501,494 S * 2/2005 Ogura D16/202
D546,862 S * 7/2007 Tainaka D16/219
D591,321 S * 4/2009 Sheppard et al. D16/202
D638,457 S * 5/2011 Oikawa et al. D16/202
D641,771 S * 7/2011 Sasaki et al. D16/202

D651,632 S * 1/2012 Kim et al. D16/202
D659,732 S * 5/2012 Kim et al. D16/202
D664,177 S * 7/2012 Oikawa et al. D16/202
D682,333 S * 5/2013 Kim et al. D16/202
D682,334 S * 5/2013 InShik et al. D16/202
D684,204 S * 6/2013 Uemachi D16/202
8,743,277 B2 * 6/2014 Matsuzawa et al. 348/373

* cited by examiner

Primary Examiner — Adir Aronovich
Assistant Examiner — Ramzi Almatrahi
(74) *Attorney, Agent, or Firm* — NSIP Law

(57) **CLAIM**
The ornamental design for a digital camera, as shown and described.

DESCRIPTION

FIG. 1 is a front perspective view of a digital camera showing my new design;
FIG. 2 is a front view thereof;
FIG. 3 is a rear view thereof;
FIG. 4 is a left-side view thereof;
FIG. 5 is a right-side view thereof;
FIG. 6 is a top view thereof;
FIG. 7 is a bottom view thereof;
FIG. 8 is an enlarged view of the encircled portion as shown in FIG. 1; and,
FIG. 9 is an enlarged view of the encircled portion as shown in FIG. 2.
The broken lines depict portions of the digital camera in which the design is embodied and form no part of the claimed design.
The dot-dash broken lines encircling portions of the claimed design that are illustrated in enlargements form no part of the claimed design.

1 Claim, 6 Drawing Sheets

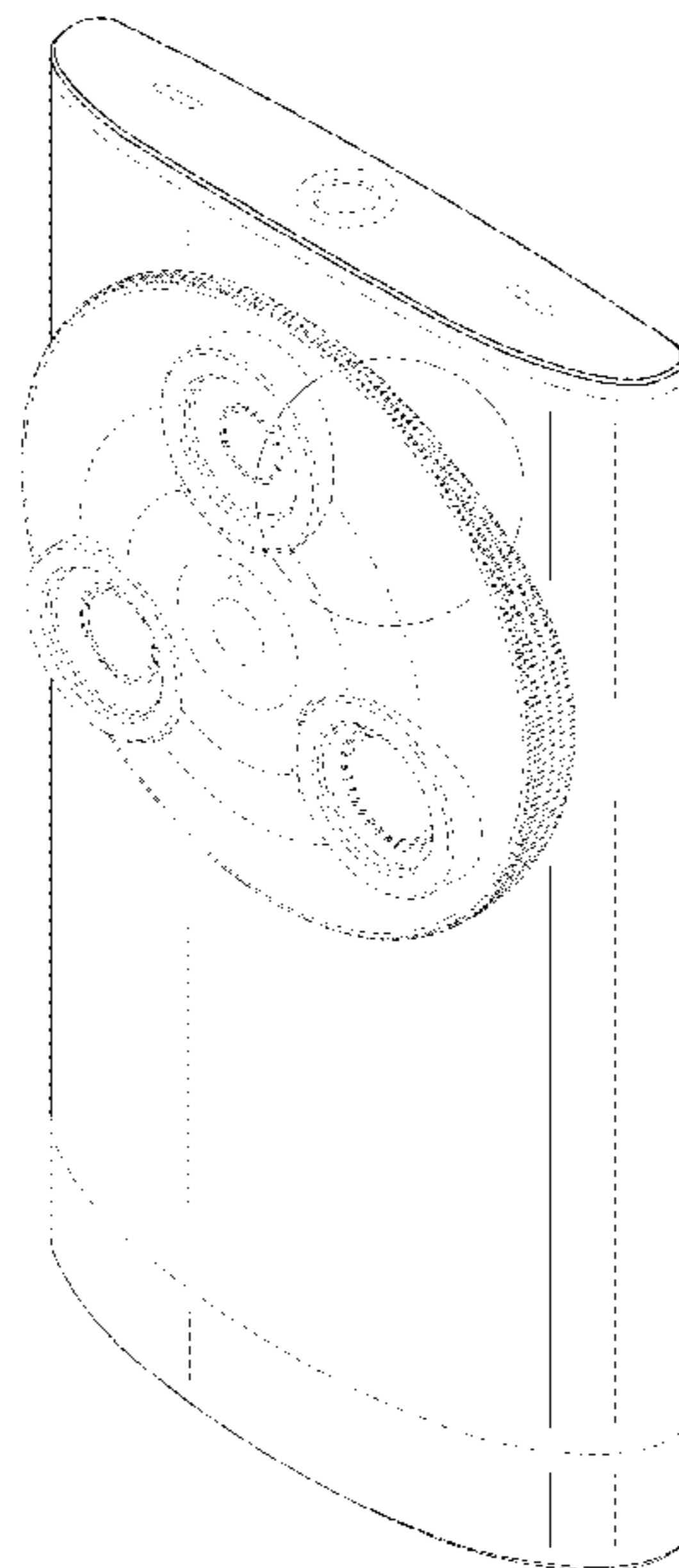


FIG. 1




FIG.2




FIG.3




FIG.4




FIG.5

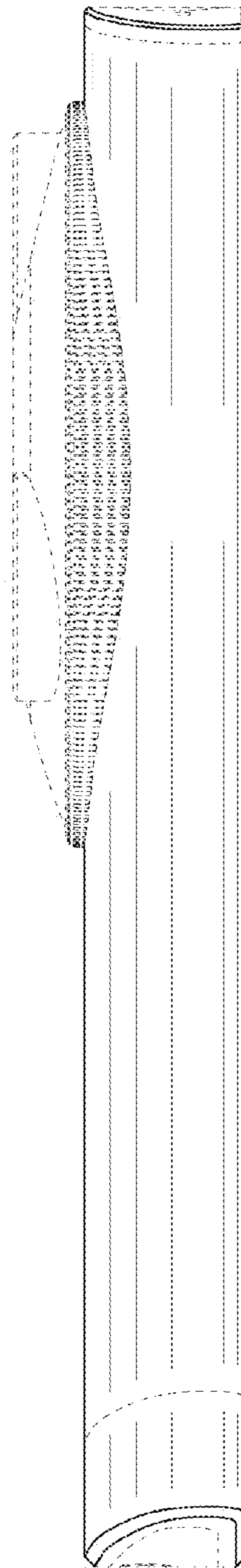


FIG.6

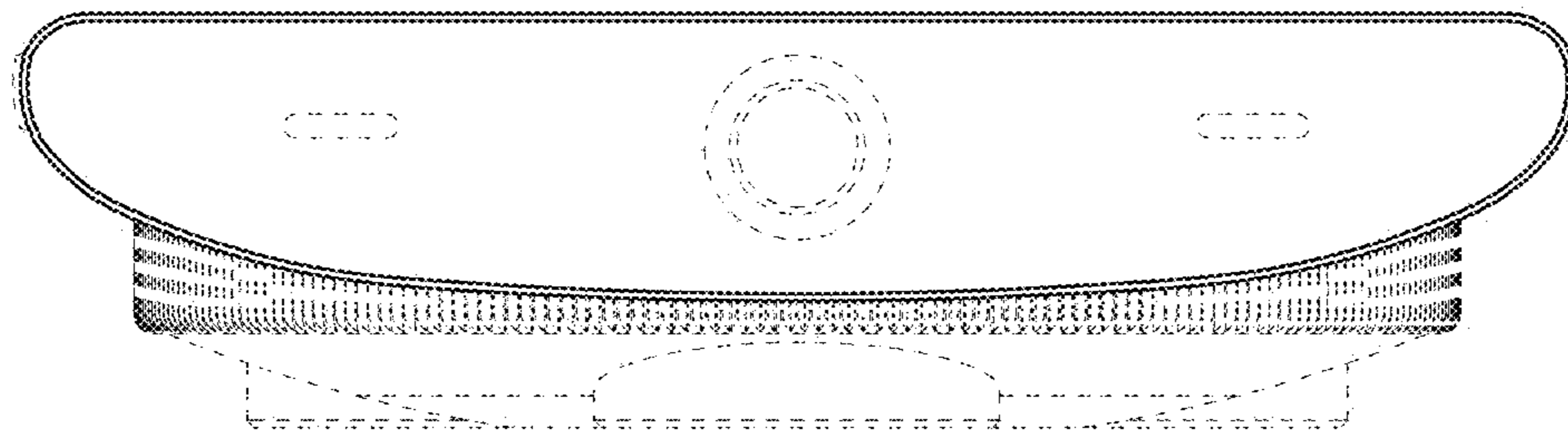


FIG.7

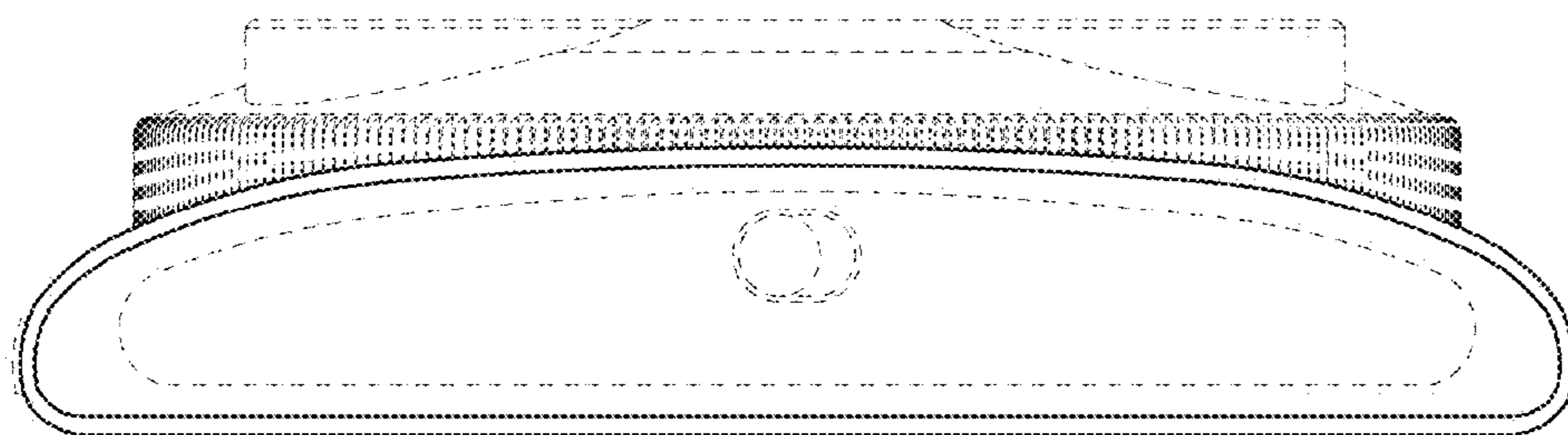


FIG.8

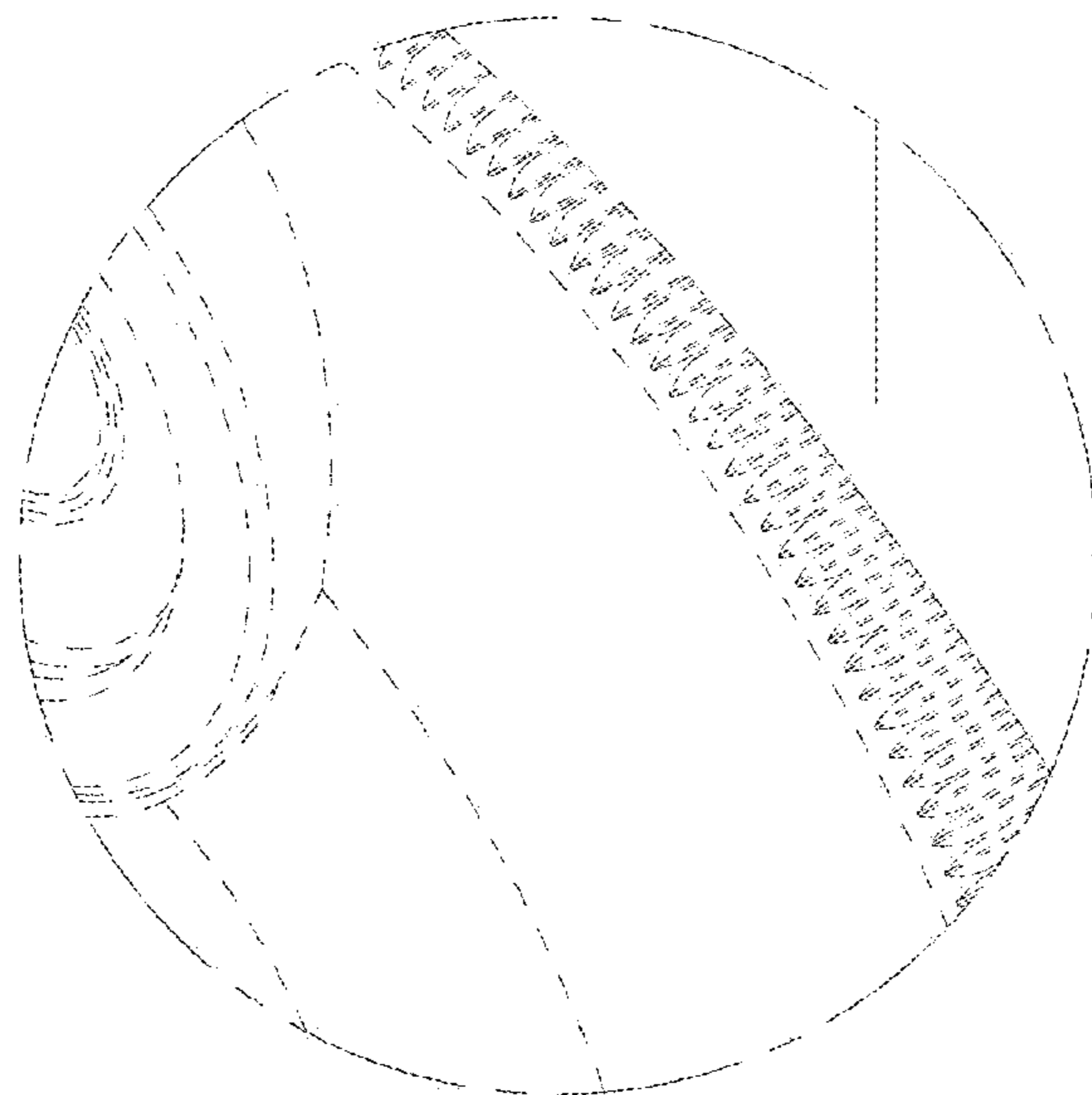


FIG.9

