



US00D758460S

(12) **United States Design Patent**  
**Kim**

(10) **Patent No.:** **US D758,460 S**  
(45) **Date of Patent:** **\*\* Jun. 7, 2016**

(54) **ROOF PANEL FOR MULTI-PURPOSE  
AGRICULTURAL VEHICLE**

(71) Applicant: **DAEDONG INDUSTRIAL CO., LTD.,**  
Daegu (KR)

(72) Inventor: **Chang Wook Kim, Changnyeong-gun**  
(KR)

(73) Assignee: **DAEDONG INDUSTRIAL CO., LTD.,**  
Daegu (KR)

(\*\*) Term: **14 Years**

(21) Appl. No.: **29/501,457**

(22) Filed: **Sep. 4, 2014**

(30) **Foreign Application Priority Data**

Mar. 11, 2014 (KR) ..... 30-2014-0012247

(51) **LOC (10) Cl.** ..... **15-03**

(52) **U.S. Cl.**  
USPC ..... **D15/28**

(58) **Field of Classification Search**  
USPC ..... D15/10, 22-26, 28, 30, 31  
CPC ..... B60J 7/14-7/1692; B62D 33/06-33/073  
See application file for complete search history.

(56) **References Cited**

**U.S. PATENT DOCUMENTS**

D212,416 S \* 10/1968 Purcell ..... D15/28  
3,561,816 A \* 2/1971 Koch ..... 296/102

5,842,732 A \* 12/1998 Daggett et al. .... 296/102  
D430,579 S \* 9/2000 Westendorf et al. .... D15/28  
D497,872 S \* 11/2004 Bonner et al. .... D12/401  
D534,188 S \* 12/2006 Shuttleworth et al. .... D15/33  
D544,889 S \* 6/2007 Milburn et al. .... D15/30  
D554,158 S \* 10/2007 Ewringmann ..... D15/30  
RE43,249 E \* 3/2012 Ewringmann ..... D15/30  
D674,820 S \* 1/2013 Budde ..... D15/30  
D674,821 S \* 1/2013 Budde ..... D15/30  
D720,781 S \* 1/2015 Venth et al. .... D15/30

\* cited by examiner

*Primary Examiner* — Mitchell Siegel

(74) *Attorney, Agent, or Firm* — LRK Patent Law Firm

(57) **CLAIM**

The ornamental design for a roof panel for multi-purpose agricultural vehicle, as shown and described.

**DESCRIPTION**

FIG. 1 is a perspective view of the roof panel for multi-purpose agricultural vehicle of my new design;  
FIG. 2 is a front elevational view thereof;  
FIG. 3 is a rear elevational view thereof;  
FIG. 4 is a left side elevational view thereof;  
FIG. 5 is a right side elevational view thereof;  
FIG. 6 is a top plan view thereof;  
FIG. 7 is a bottom plan view thereof; and,  
FIG. 8 is a perspective view thereof.  
The broken line showing of the agricultural vehicle is for illustrative purposes only and forms no part of the claimed design.

**1 Claim, 4 Drawing Sheets**




FIG. 1



FIG. 2



FIG. 3



FIG. 4



FIG. 5



FIG. 6




FIG. 7




FIG. 8

