



US00D758432S

(12) **United States Design Patent**  
**Woo et al.**

(10) **Patent No.:** **US D758,432 S**  
(45) **Date of Patent:** **\*\* Jun. 7, 2016**

(54) **DISPLAY SCREEN OR PORTION THEREOF WITH ICON**

D730,392 S \* 5/2015 Moon ..... D14/489  
D740,316 S \* 10/2015 Kim ..... D14/489  
D745,567 S \* 12/2015 Park ..... D14/495  
2010/0100849 A1 \* 4/2010 Fram ..... G06F 3/0236  
715/835

(71) Applicant: **Samsung Electronics Co., Ltd.**,  
Suwon-si (KR)

(72) Inventors: **Suk-Young Woo**, Seoul (KR); **Min-Sun Lee**, Seoul (KR); **Ju-Eun Lee**, Seoul (KR); **Han-Chul Jung**, Sungnam-Si (KR)

(73) Assignee: **Samsung Electronics Co., Ltd.**,  
Suwon-si (KR)

(\*\*) Term: **14 Years**

(21) Appl. No.: **29/498,248**

(22) Filed: **Aug. 1, 2014**

(30) **Foreign Application Priority Data**

Feb. 12, 2014 (KR) ..... 30-2014-0007045

(51) **LOC (10) Cl.** ..... **14-04**

(52) **U.S. Cl.**  
USPC ..... **D14/489**

(58) **Field of Classification Search**  
USPC ..... D14/489-495; 715/700-867, 973-977  
CPC ..... G06F 3/0481  
See application file for complete search history.

(56) **References Cited**

**U.S. PATENT DOCUMENTS**

D574,847 S \* 8/2008 O'Donnell ..... D14/492  
D606,089 S \* 12/2009 Lal ..... D14/488  
D622,733 S \* 8/2010 Lal ..... D14/488  
D628,580 S \* 12/2010 Pearson ..... D14/488  
D693,846 S \* 11/2013 Daniel ..... D14/489  
D712,909 S \* 9/2014 Francisco ..... D14/485  
D713,410 S \* 9/2014 Francisco ..... D14/485  
D723,060 S \* 2/2015 Daniel ..... D14/492

**OTHER PUBLICATIONS**

“Hex Grid Icon,” [online], posted on Nov. 1, 2010, retrieved on Dec. 10, 2015, retrieved from <<http://www.softicons.com/web-icons/di-black-symbol-icons-by-drew-maughan/hex-grid-icon>>.\*

\* cited by examiner

*Primary Examiner* — Karen E Kearney

*Assistant Examiner* — Debra Callahan

(74) *Attorney, Agent, or Firm* — NSIP Law

(57) **CLAIM**

We claim the ornamental design for a display screen or portion thereof with icon, as shown and described.

**DESCRIPTION**

FIG. 1 is a front view of a display screen or portion thereof with icon showing our new design;

FIG. 2 is a front view thereof, in which an oven in broken lines is provided to illustrate an example environment; and,

FIG. 3 is another front view thereof, in which a display screen in broken lines is provided to illustrate an example environment.

The long dash short dash broken line in FIGS. 1 and 2 represent the bounds of the claimed design and form no part thereof.

The broken lines showing of the oven in FIG. 2 are included for the purpose of illustrating environmental structure and form no part of the claimed design.

The broken lines showing portions of the display screen and of the icons and text in FIG. 3 are included for the purpose of illustrating portions of the article and form no part of the claimed design.

**1 Claim, 3 Drawing Sheets**

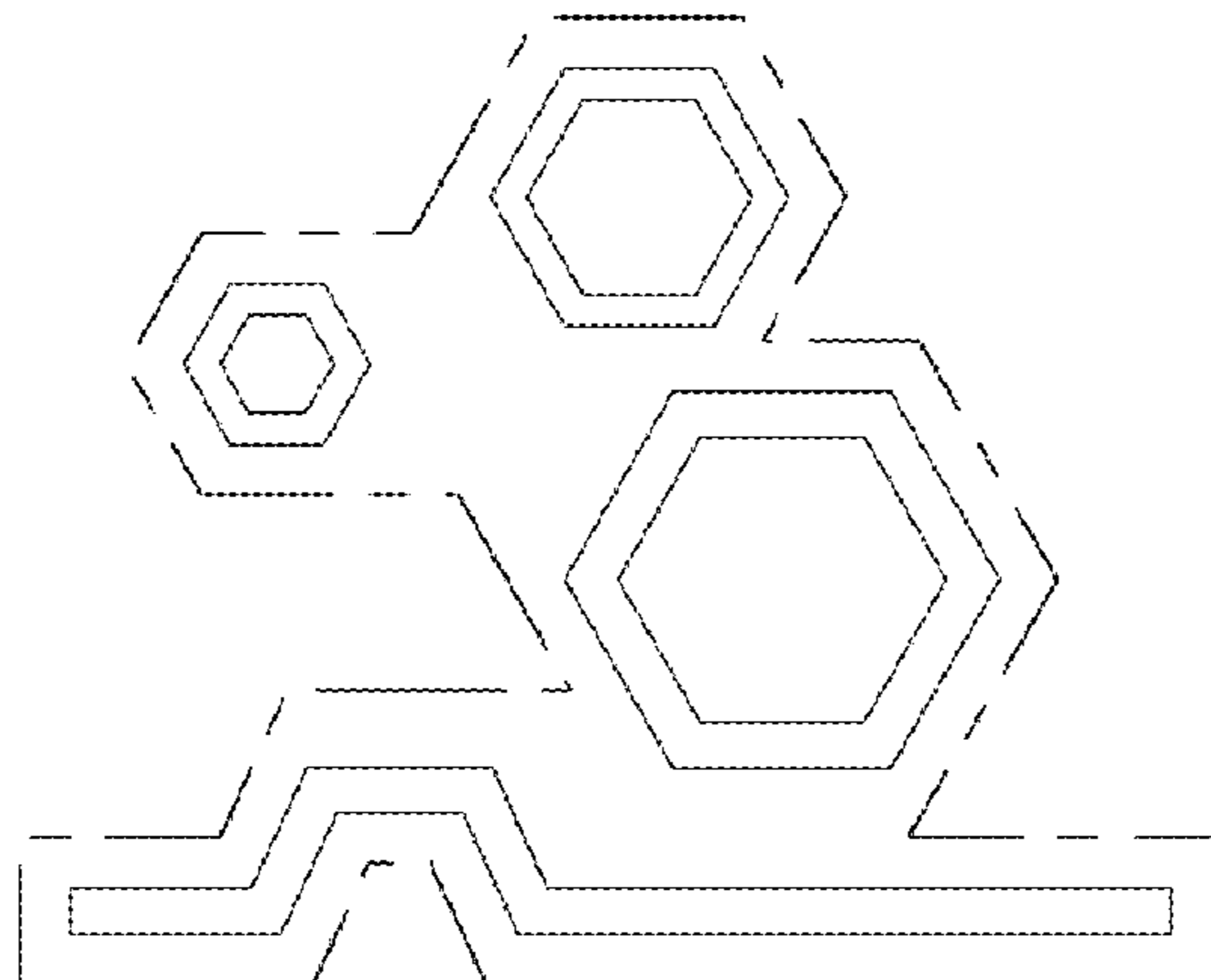


FIG. 1

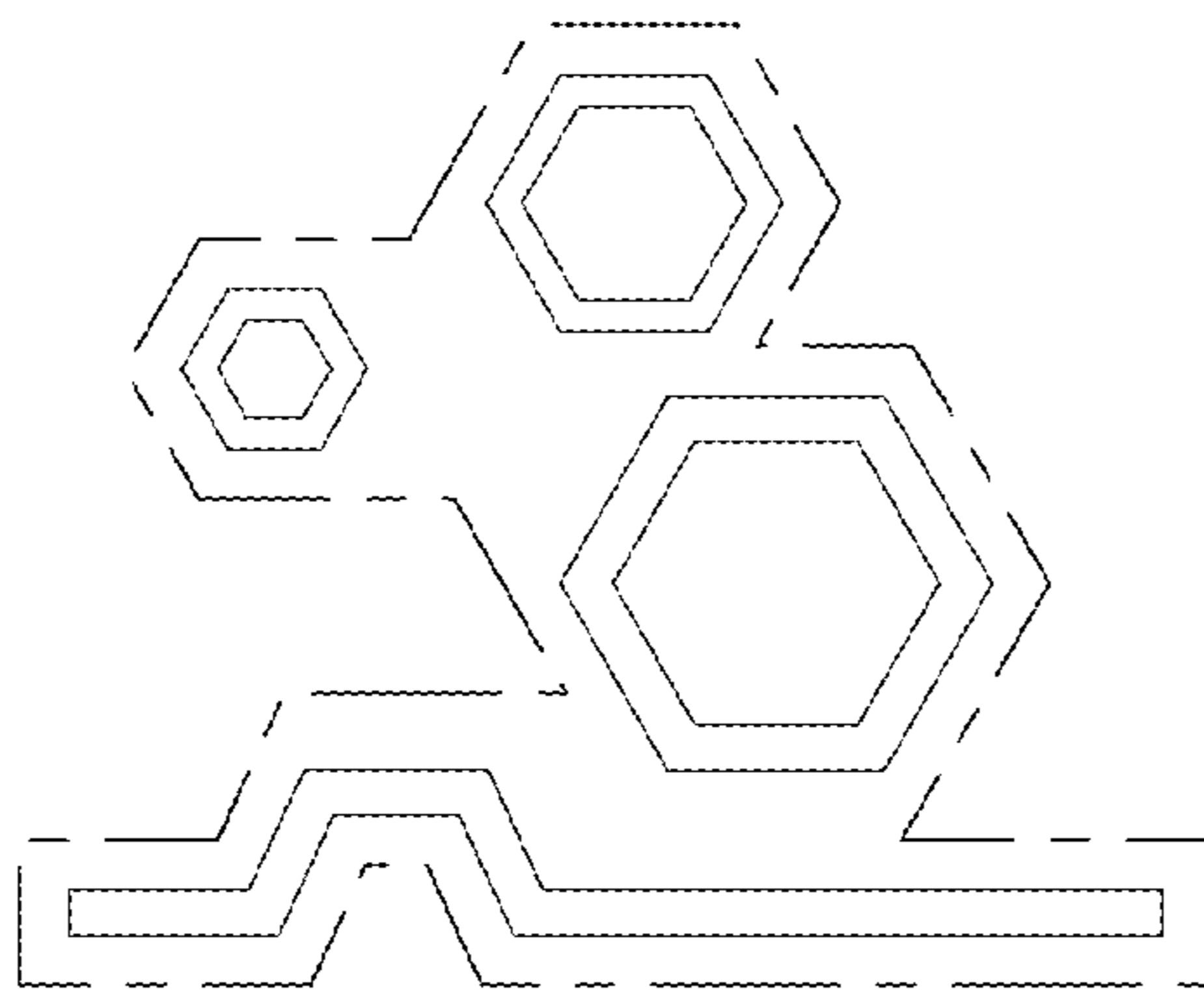


FIG. 2




FIG. 3

