

US00D758426S

(12) **United States Design Patent**  
**Park et al.**

(10) **Patent No.:** **US D758,426 S**  
(45) **Date of Patent:** **\*\* Jun. 7, 2016**

(54) **DISPLAY SCREEN PORTION WITH ICON**

(71) Applicant: **Samsung Electronics Co., Ltd.**,  
Suwon-si, Gyeonggi-do (KR)

(72) Inventors: **Hye-Bin Park**, Seoul (KR); **You-Jin Im**,  
Seoul (KR); **Sora Kim**, Seoul (KR);  
**Joo-Hyung Lee**, Seoul (KR)

(73) Assignee: **SAMSUNG ELECTRONICS CO., LTD.** (KR)

(\*\*) Term: **14 Years**

(21) Appl. No.: **29/465,905**

(22) Filed: **Sep. 3, 2013**

(51) **LOC (10) Cl.** ..... **14-04**

(52) **U.S. Cl.**  
USPC ..... **D14/489**

(58) **Field of Classification Search**  
USPC ..... D14/485–495; 715/835, 836, 837, 840,  
715/846, 847, 976, 977  
CPC ... G06F 3/048; G06F 3/0481; G06F 3/04817;  
G06F 3/0482  
See application file for complete search history.

(56) **References Cited**

**U.S. PATENT DOCUMENTS**

D306,463 S *	3/1990	Chiba	.....	D21/385
D316,875 S *	5/1991	Momot et al.	.....	D20/20
D328,763 S *	8/1992	Laviana et al.	.....	D20/12
D368,493 S *	4/1996	Boes et al.	.....	D14/257
D385,868 S *	11/1997	Fumarolo et al.	.....	D14/489
D469,107 S *	1/2003	Miller et al.	.....	D14/488
D473,239 S *	4/2003	Cockerill	.....	D14/489

D522,015 S *	5/2006	Cummins et al.	.....	D14/487
D525,632 S *	7/2006	Jost et al.	.....	D14/490
D534,540 S *	1/2007	Frey et al.	.....	D14/486
D593,108 S *	5/2009	Danton	.....	D14/485
D593,575 S *	6/2009	Ball et al.	.....	D14/486
D607,468 S *	1/2010	Ho	.....	D14/486
D681,669 S *	5/2013	Phelan	.....	D14/489
D706,816 S *	6/2014	Holz et al.	.....	D14/489
D718,329 S *	11/2014	Shin	.....	D14/487
D721,379 S *	1/2015	Moon et al.	.....	D14/485
D721,384 S *	1/2015	Omata	.....	D14/487
D722,324 S *	2/2015	Florence et al.	.....	D14/488
2007/0276828 A1 *	11/2007	Au et al.	.....	707/7
2015/0047014 A1 *	2/2015	Yoon et al.	.....	726/16

\* cited by examiner

*Primary Examiner* — Angela J Lee

(74) *Attorney, Agent, or Firm* — Cantor Colburn LLP

(57) **CLAIM**

We claim, the ornamental design for a display screen portion with icon, as shown and described.

**DESCRIPTION**

FIG. 1 is a front view of a display screen portion with icon showing our new design;  
FIG. 2 is a second embodiment thereof;  
FIG. 3 is a third embodiment thereof;  
FIG. 4 is a fourth embodiment thereof;  
FIG. 5 is a fifth embodiment thereof;  
FIG. 6 is a sixth embodiment thereof; and,  
FIG. 7 is a seventh embodiment thereof.  
The broken lines illustrating portions of the display screen portion with icon are for environmental purposes only and form no part of the claimed design.

**1 Claim, 7 Drawing Sheets**




FIG. 1




FIG. 2




FIG. 3

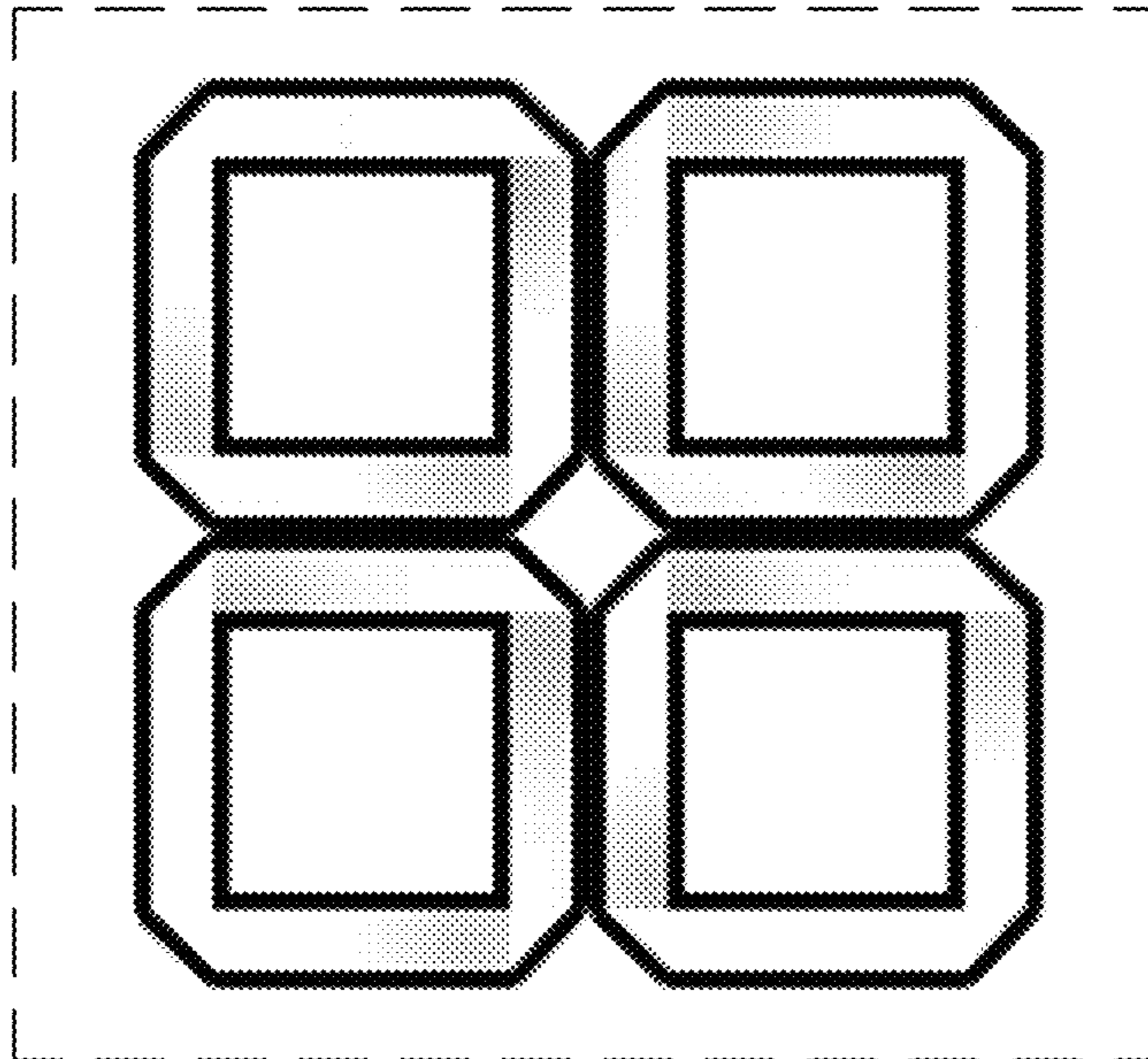


FIG. 4




FIG. 5

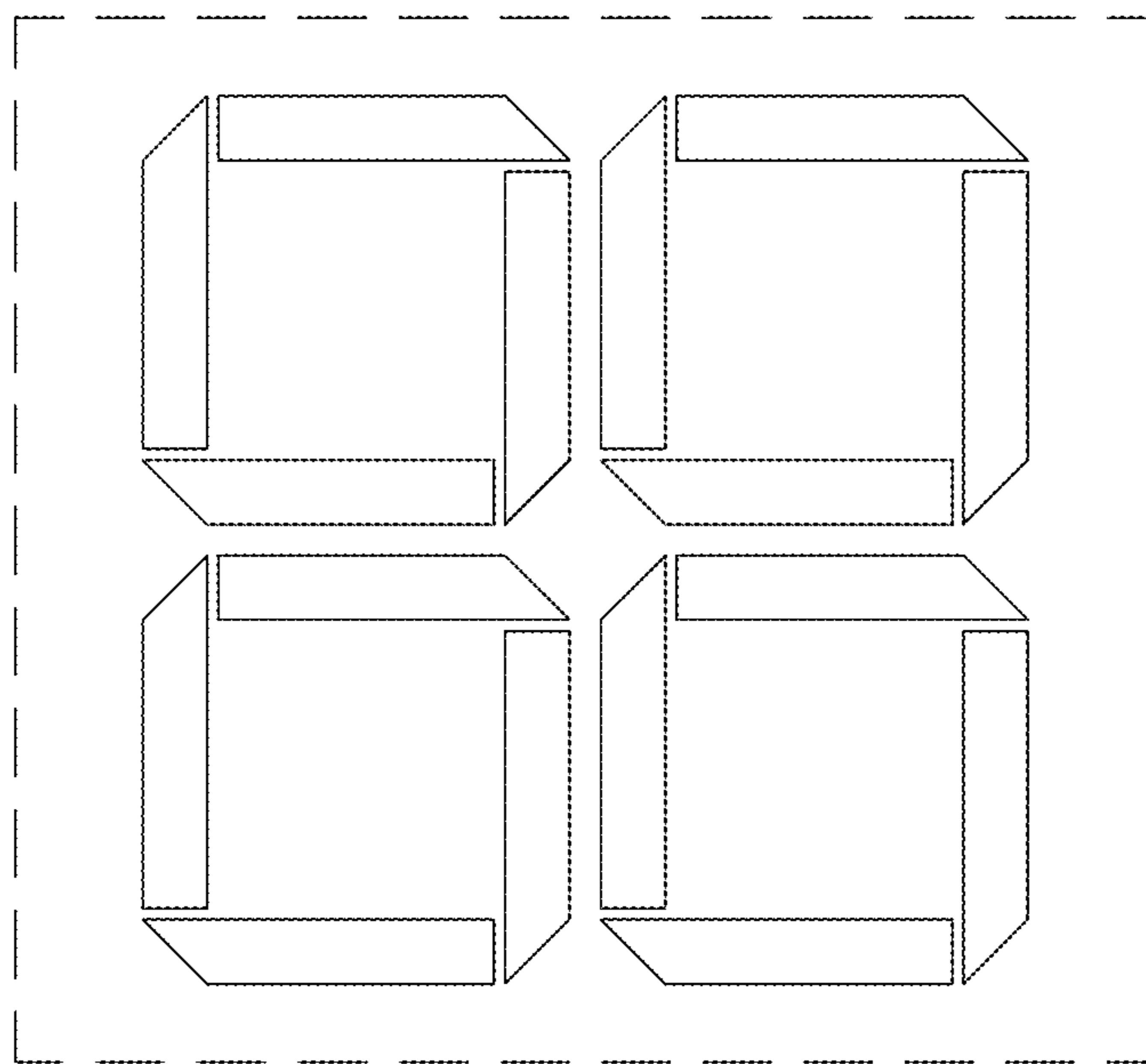


FIG. 6




FIG. 7

