



US00D758378S

(12) **United States Design Patent**
Laessle

(10) **Patent No.:** **US D758,378 S**
(45) **Date of Patent:** **** Jun. 7, 2016**

(54) **CASING FOR DATA PROCESSING EQUIPMENT**

(71) Applicant: **VEGA GRIESHABER KG**, Wolfach (DE)

(72) Inventor: **Edwin R. Laessle**, Langenau (DE)

(73) Assignee: **VEGA Grieshaber KG**, Wolfach (DE)

(**) Term: **14 Years**

(21) Appl. No.: **29/483,888**

(22) Filed: **Mar. 4, 2014**

(30) **Foreign Application Priority Data**

Sep. 4, 2013 (EM) 002 302 558

(51) **LOC (10) Cl.** **14-02**

(52) **U.S. Cl.**
USPC **D14/479**

(58) **Field of Classification Search**

USPC D14/300–302, 308–314, 328, 348, 349,
D14/356–370, 432, 439–447, 465, 134;
D13/123, 133, 146, 147, 154, 156, 158,
D13/162, 173, 175, 177, 184, 110; 312/333,
312/332.1, 223.1; 361/683–686, 725–727;
439/372, 116, 157

CPC G11B 33/02; G11B 3/12
See application file for complete search history.

(56) **References Cited**

U.S. PATENT DOCUMENTS

D342,488 S * 12/1993 Kuzumoto et al. D14/352
D399,191 S * 10/1998 Corrington et al. D14/312
6,000,769 A * 12/1999 Chen 312/223.2

D477,826 S * 7/2003 Crisp et al. D14/444
D481,018 S * 10/2003 Frank et al. D14/312
D483,377 S * 12/2003 Mundt D14/440
D598,440 S * 8/2009 Alfonso et al. D14/300
7,865,326 B2 * 1/2011 Johnson et al. 702/127
8,054,638 B2 * 11/2011 Graybill et al. 361/747
D659,133 S * 5/2012 Crisp et al. D14/301
D665,387 S * 8/2012 Hsiao D14/301
8,286,932 B2 * 10/2012 Peng et al. 248/694
D690,694 S * 10/2013 Utsuki et al. D14/364
2003/0011981 A1 * 1/2003 Curtis et al. 361/685
2004/0012921 A1 * 1/2004 Hidaka et al. 361/685

* cited by examiner

Primary Examiner — Austin Murphy

(74) *Attorney, Agent, or Firm* — Juneau & Mitchell

(57) **CLAIM**

I claim the ornamental design for a casing for data processing equipment, as shown.

DESCRIPTION

FIG. 1 is a black-and-white line drawing evidencing a left view thereof.

FIG. 2 is a black-and-white line drawing evidencing a top view thereof.

FIG. 3 is a black-and-white line drawing evidencing a perspective view thereof.

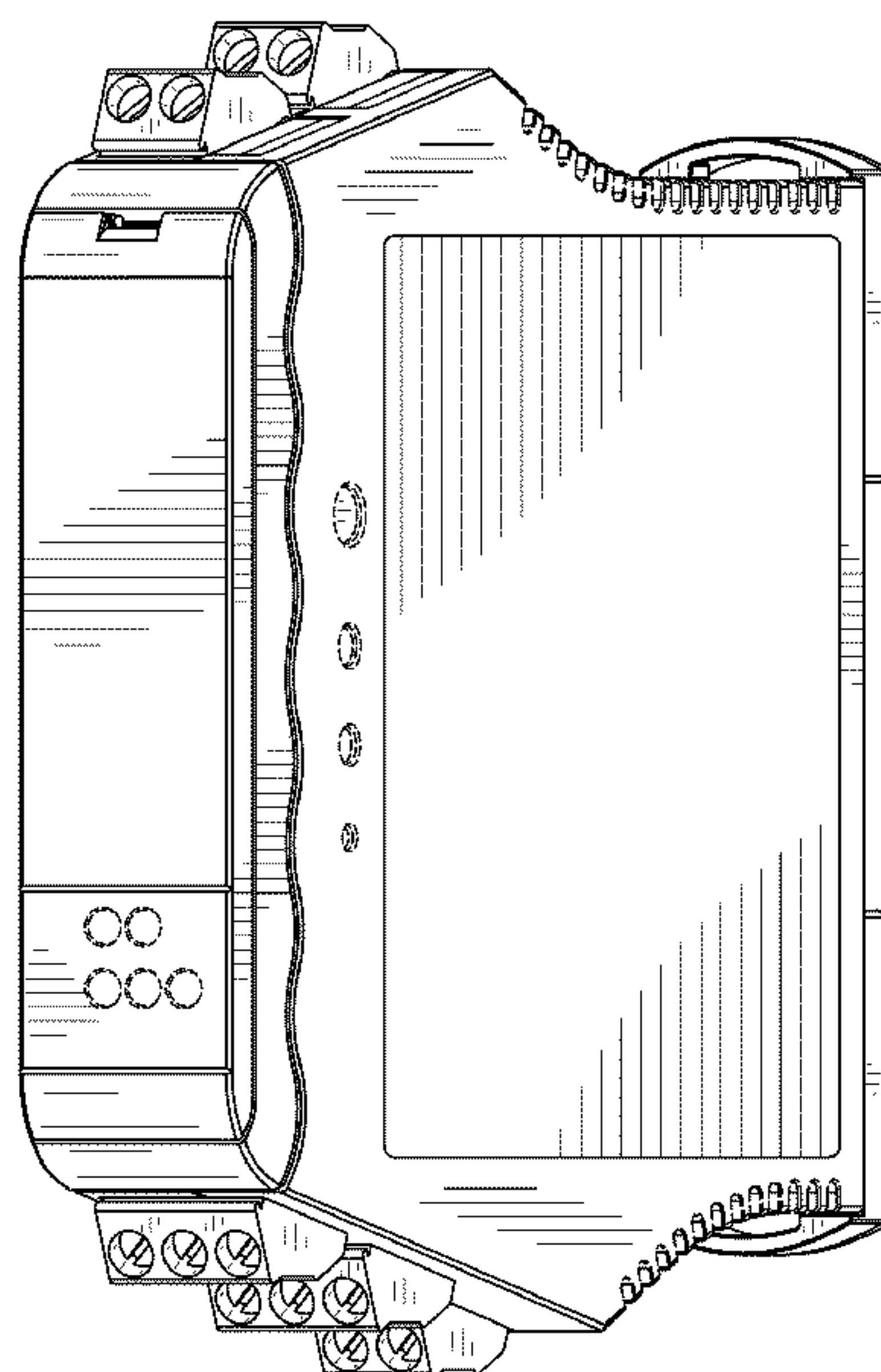
FIG. 4 is a black-and-white line drawing evidencing a right side view thereof.

FIG. 5 is a black-and-white line drawing evidencing a rear view thereof.

FIG. 6 is a black-and-white line drawing evidencing a bottom view thereof; and,

FIG. 7 is a black-and-white line drawing evidencing a front view thereof.

1 Claim, 4 Drawing Sheets



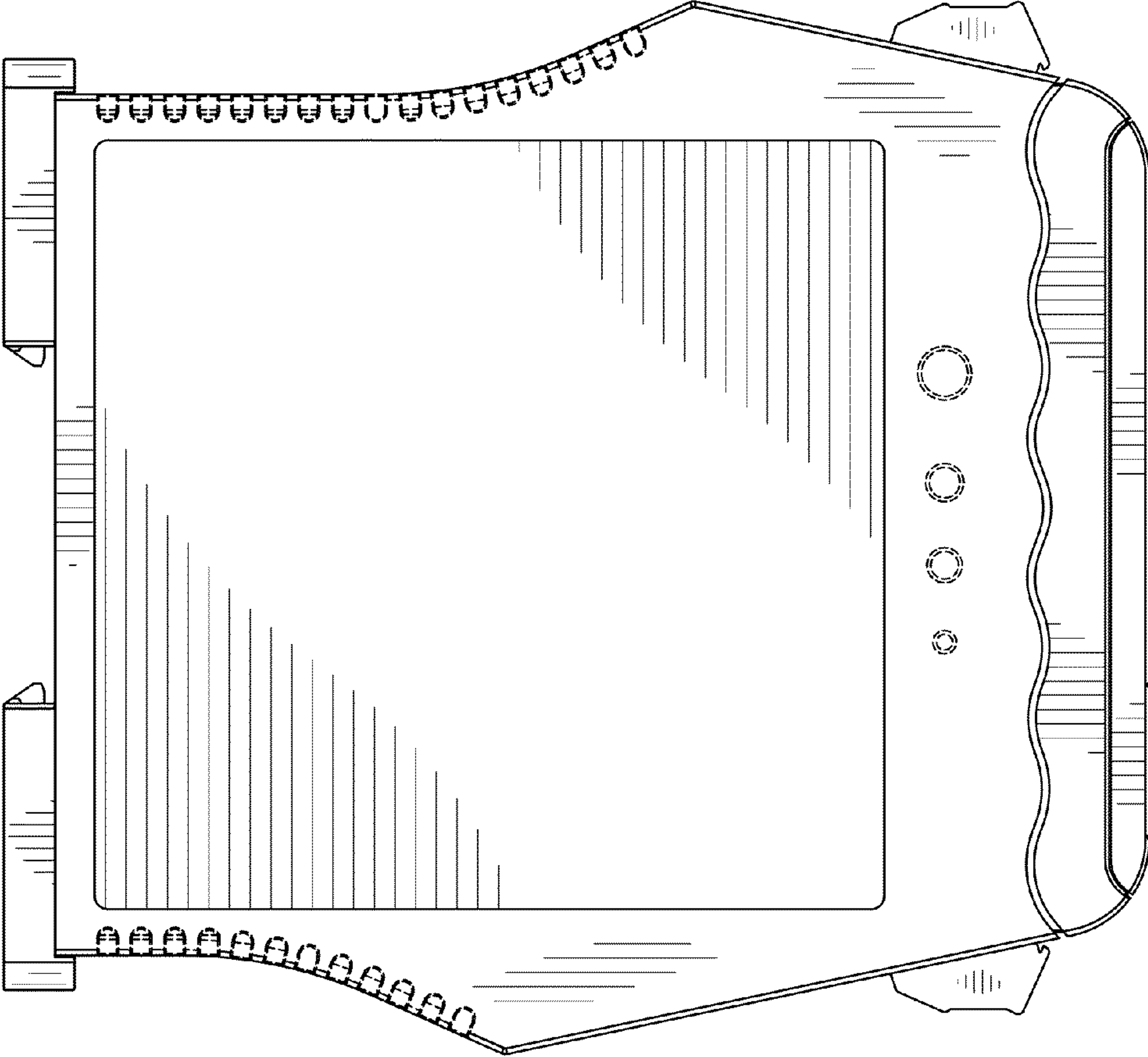


Fig. 1

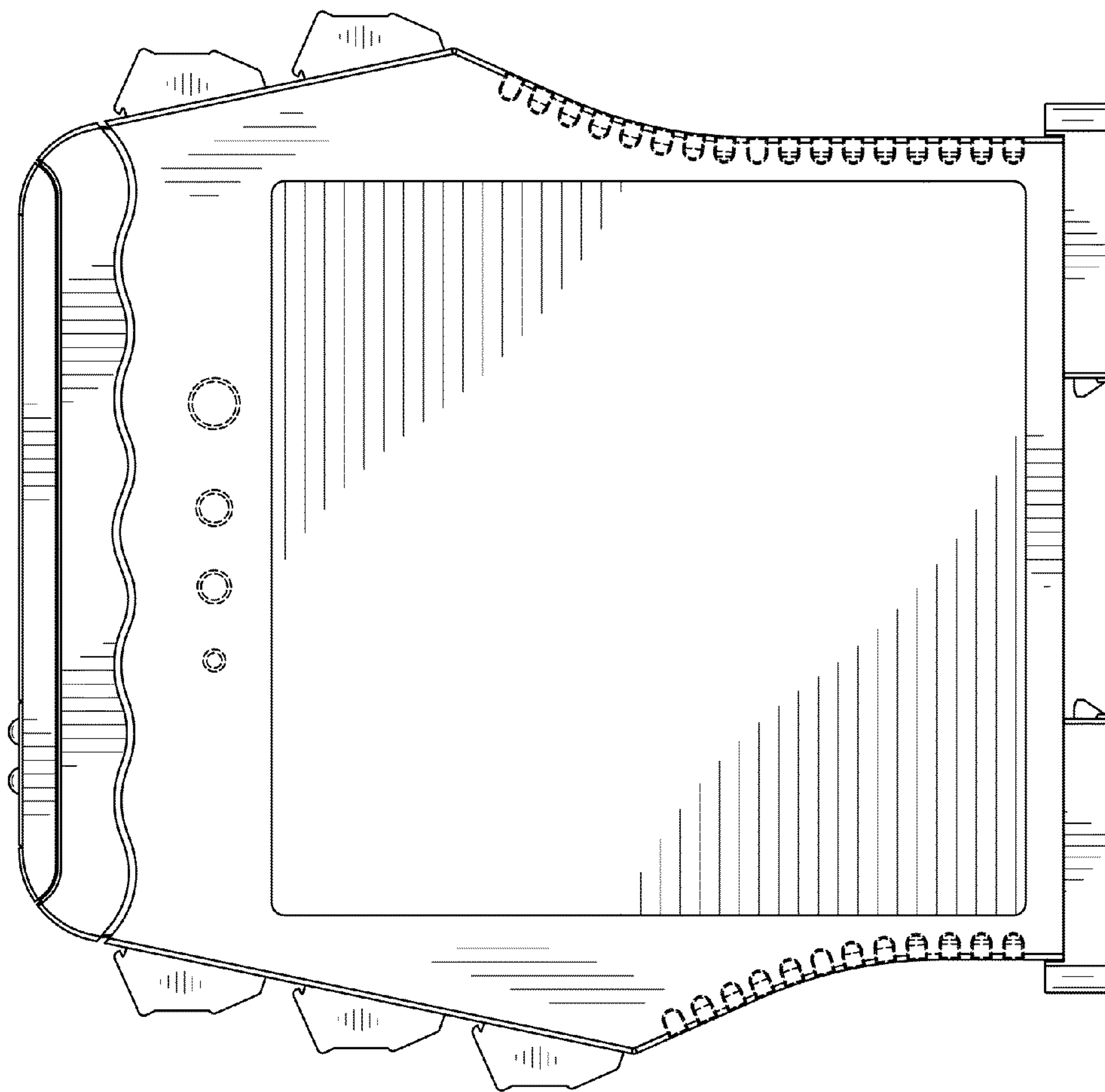


Fig. 2

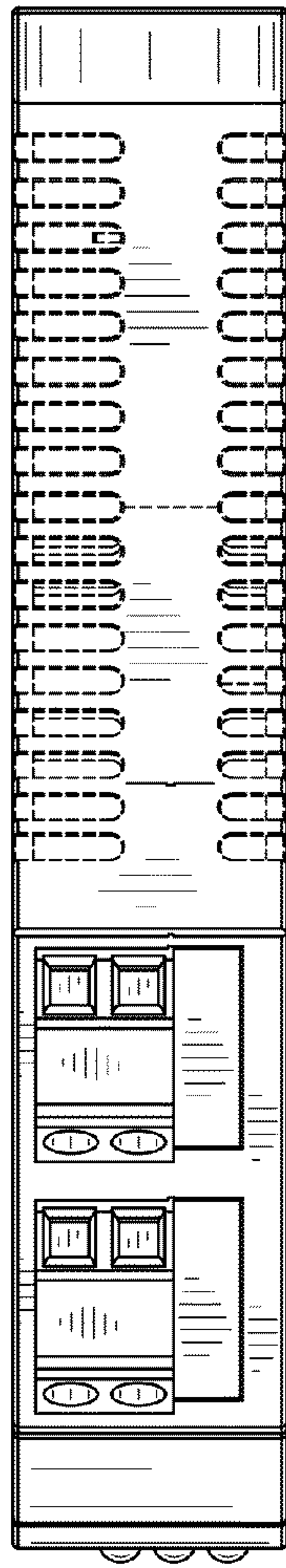


Fig. 3

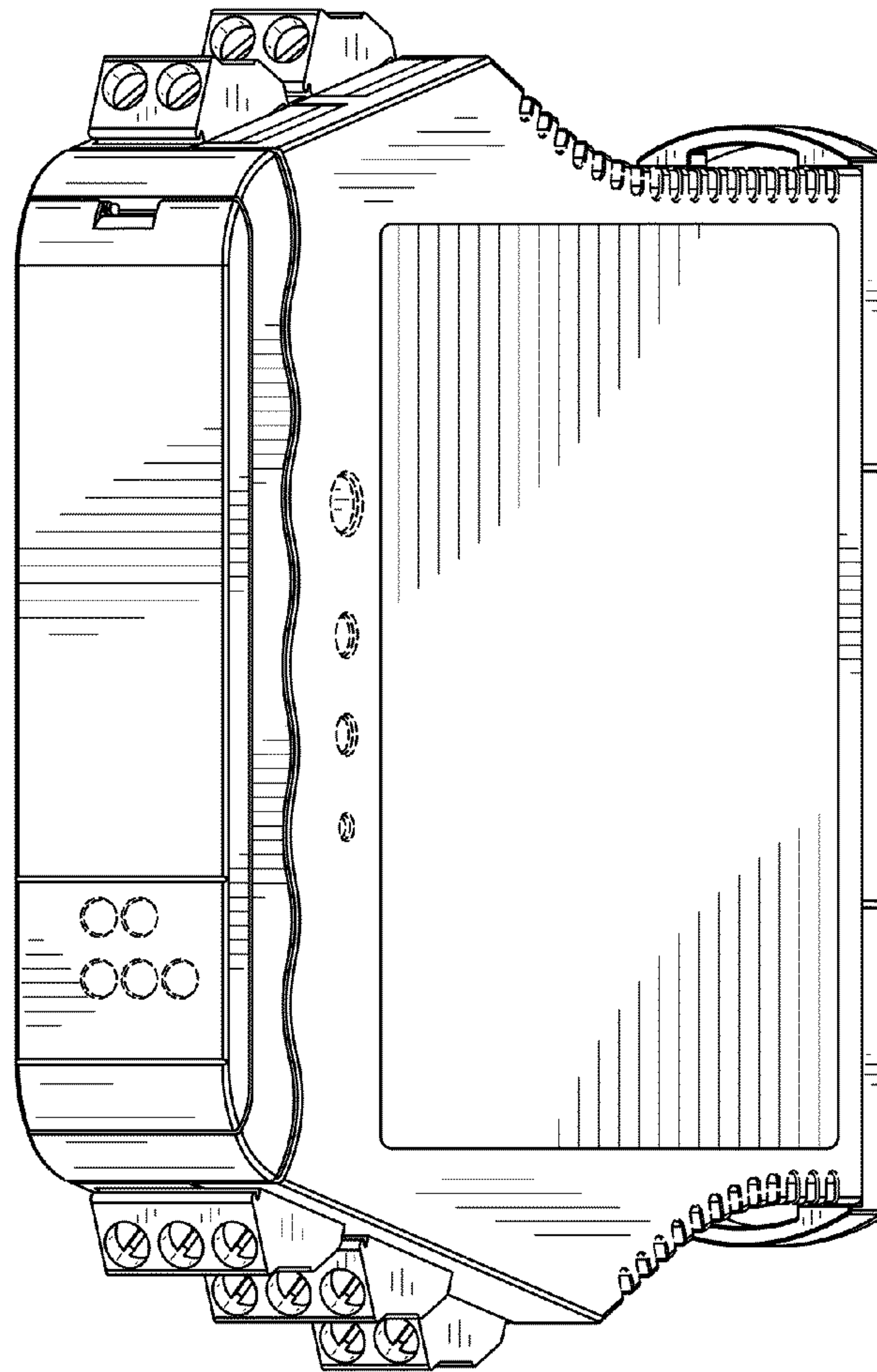


Fig. 4




Fig. 5

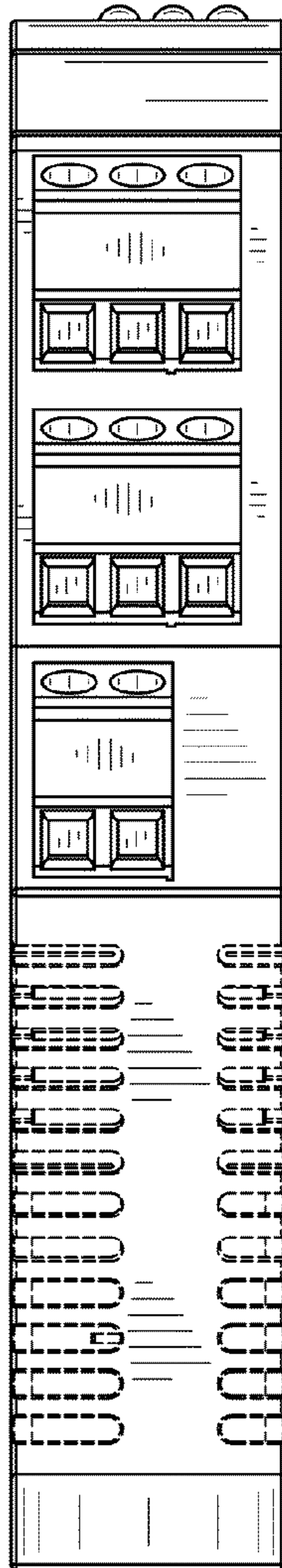


Fig. 6




Fig. 7

UNITED STATES PATENT AND TRADEMARK OFFICE
CERTIFICATE OF CORRECTION

PATENT NO. : D758,378 S
APPLICATION NO. : 29/483888
DATED : June 7, 2016
INVENTOR(S) : Edwin R. Laessle et al.

Page 1 of 1

It is certified that error appears in the above-identified patent and that said Letters Patent is hereby corrected as shown below:

TITLE PAGE

On page 1, column 1, item (72), Inventor should read:

Edwin R. Laessle, Langenau (DE)
Christian Sum, Wolfach (DE)

On page 1, column 1, under item (30), Foreign Application Priority Data should read:

Sep. 4, 2013 (EM)..... 002 302 588

Signed and Sealed this
Twenty-fifth Day of October, 2016



Michelle K. Lee
Director of the United States Patent and Trademark Office