



US00D758377S

(12) **United States Design Patent**
Warren et al.

(10) **Patent No.:** **US D758,377 S**
(45) **Date of Patent:** **** Jun. 7, 2016**

(54) **LAPBOARD WITH COMBINED KEYBOARD**

(56) **References Cited**

(71) Applicant: **Razer (Asia-Pacific) Pte. Ltd.,**
Singapore (SG)

U.S. PATENT DOCUMENTS

(72) Inventors: **Brandon A. Warren**, San Francisco, CA
(US); **Stephane J. Blanchard**, San
Francisco, CA (US)

696,044	A *	3/1902	Hoffman	A47B 23/002
					108/43
5,348,263	A *	9/1994	Hubbard	A47B 23/002
					248/444
D392,956	S *	3/1998	Gillis	D14/457
D470,493	S *	2/2003	Tritschler	D14/393
6,527,243	B1 *	3/2003	Kume, Jr.	A47B 23/002
					108/168
6,773,179	B2 *	8/2004	Huang	G06F 3/0221
					400/472
7,052,195	B2 *	5/2006	Hsu	B41J 5/10
					400/472
D630,452	S *	1/2011	Robbins	D14/457
D675,206	S *	1/2013	Roysden	D14/396
8,794,854	B2 *	8/2014	Lan	G06F 3/0221
					341/22
2006/0146488	A1 *	7/2006	Kimmel	G06F 1/1616
					361/679.04

(73) Assignee: **RAZER (ASIA-PACIFIC) PTE. LTD.,**
Singapore (SG)

(**) Term: **14 Years**

(21) Appl. No.: **29/512,812**

(22) Filed: **Dec. 23, 2014**

(51) **LOC (10) Cl.** **14-02**

(52) **U.S. Cl.**
USPC **D14/457**; D14/392; D14/455

(58) **Field of Classification Search**
USPC D14/138, 247, 341-346, 391-399,
D14/455-457, 447; D18/1, 2, 7, 11,
D18/4.1-4.6, 24-28; 178/17 A, 17 C;
200/5 A, 5 R, 6 A, 6 R, 341; 235/145 A,
235/145 R; 341/22, 23; 345/160, 168, 169;
361/679.08, 679.09, 679.11, 679.12;
400/484-489, 492, 682; 455/418,
455/550.1, 556.2, 575.1, 575.3, 575.4
CPC H03M 11/00; H01H 13/14; H01H 13/84;
B41J 5/00; B41J 5/12; B41J 5/10; H03K
17/94; G06F 1/1626; G06F 1/1632; G06F
1/1616; G06F 3/0221; A47B 23/043; A47B
23/001; A47B 2023/049; A47B 97/08; A47B
23/002; A47B 23/00; A47B 83/02; A47C
7/70; B44D 3/02

See application file for complete search history.

* cited by examiner

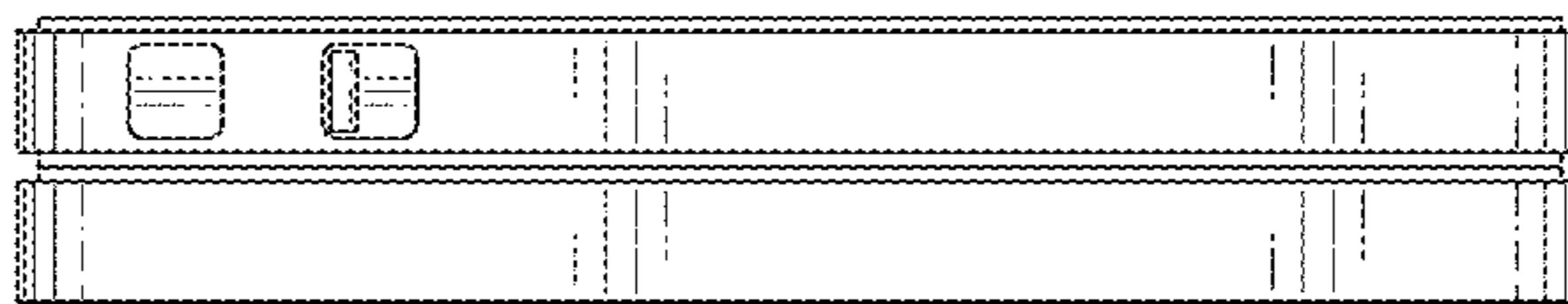
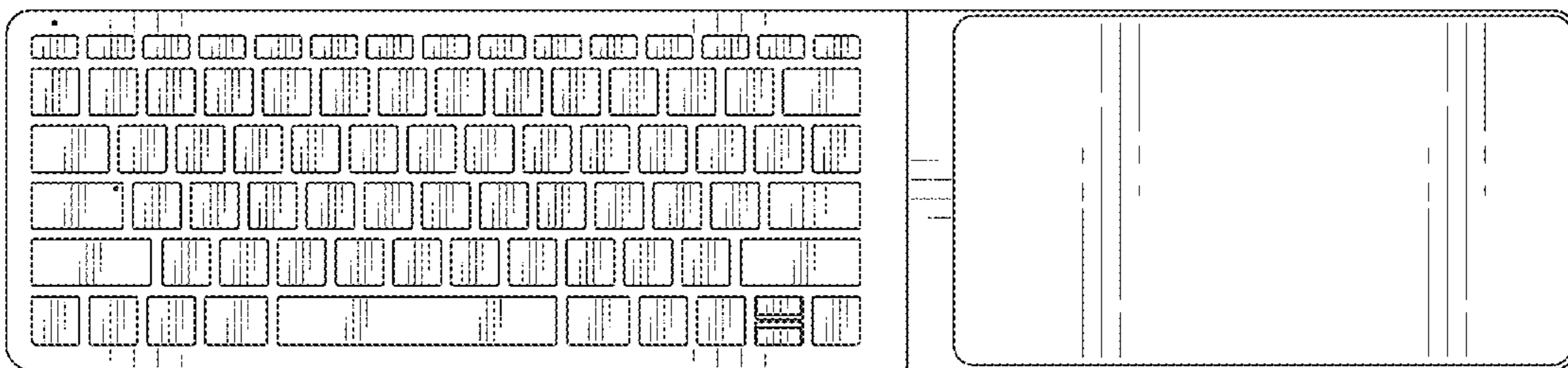
Primary Examiner — Freda S Nunn
(74) *Attorney, Agent, or Firm* — Polsinelli PC

(57) **CLAIM**
We claim the ornamental design for a lapboard with com-
bined keyboard, as shown and described.

DESCRIPTION

FIG. 1 is a top view of the lapboard with combined keyboard
in an open position;
FIG. 2 is a bottom view thereof;
FIG. 3 is a front view thereof;
FIG. 4 is a left-side view thereof;
FIG. 5 is a front view thereof in a closed position;
FIG. 6 is a top view thereof;
FIG. 7 is a bottom view thereof;
FIG. 8 is a left-side view thereof; and,
FIG. 9 is a right-side view thereof.

1 Claim, 9 Drawing Sheets



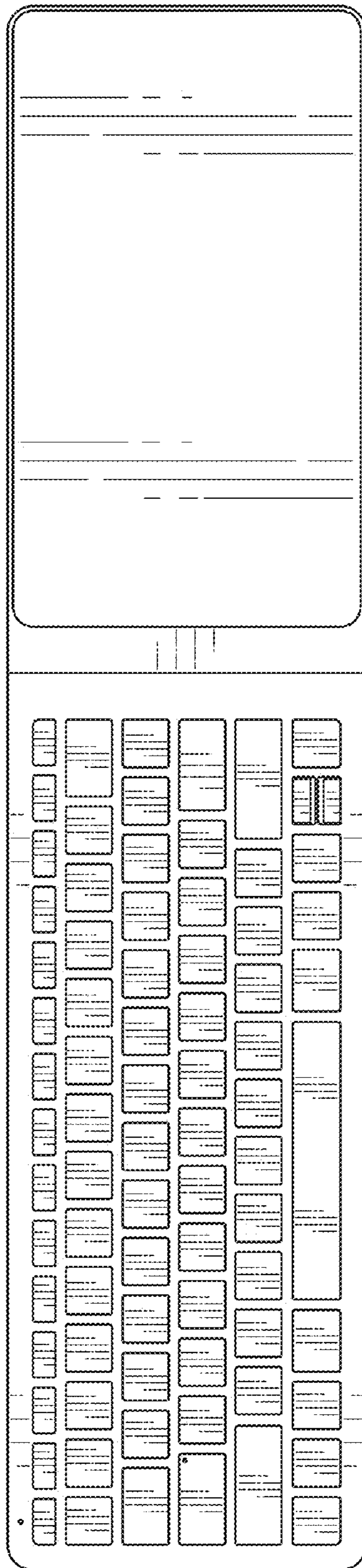


FIG. 1

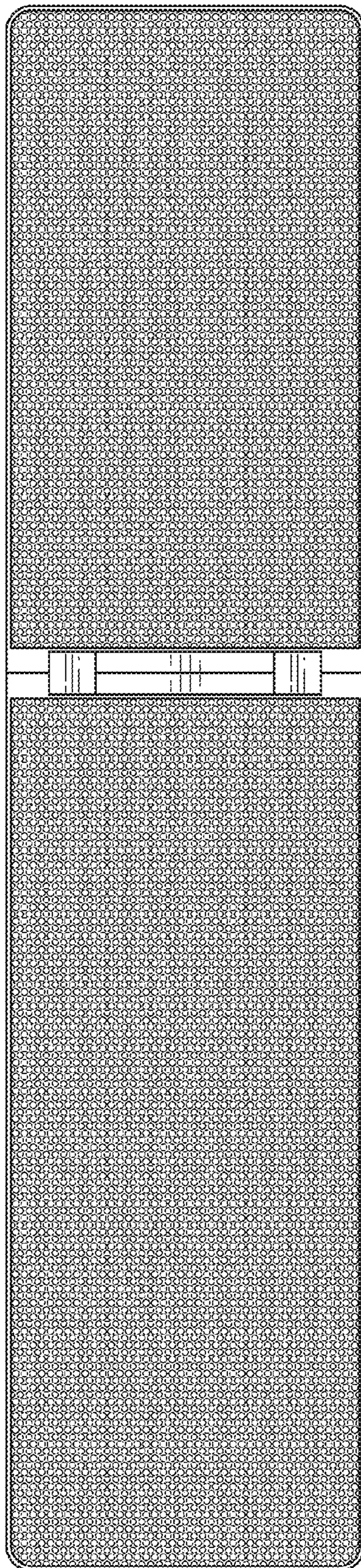


FIG. 2



FIG. 3




FIG. 4

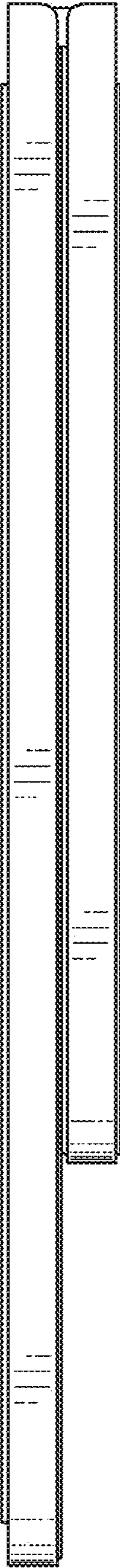


FIG. 5

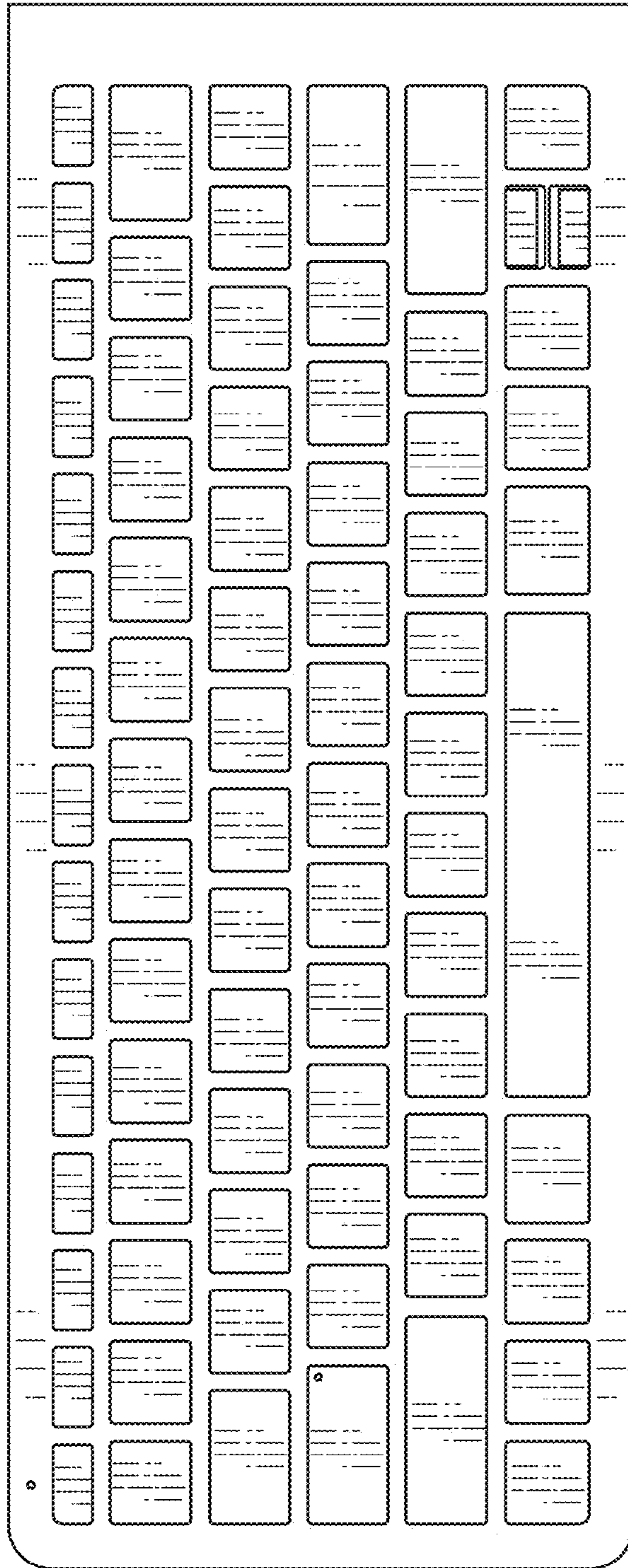


FIG. 6




FIG. 7

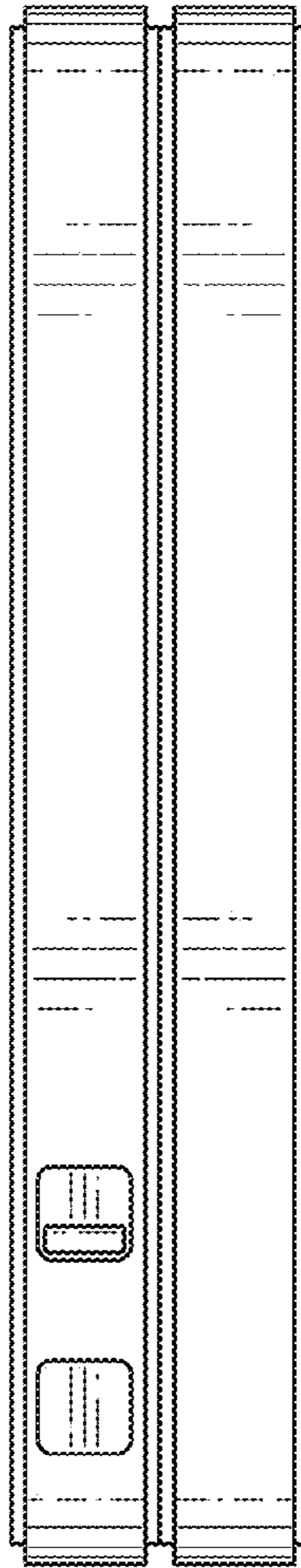


FIG. 8

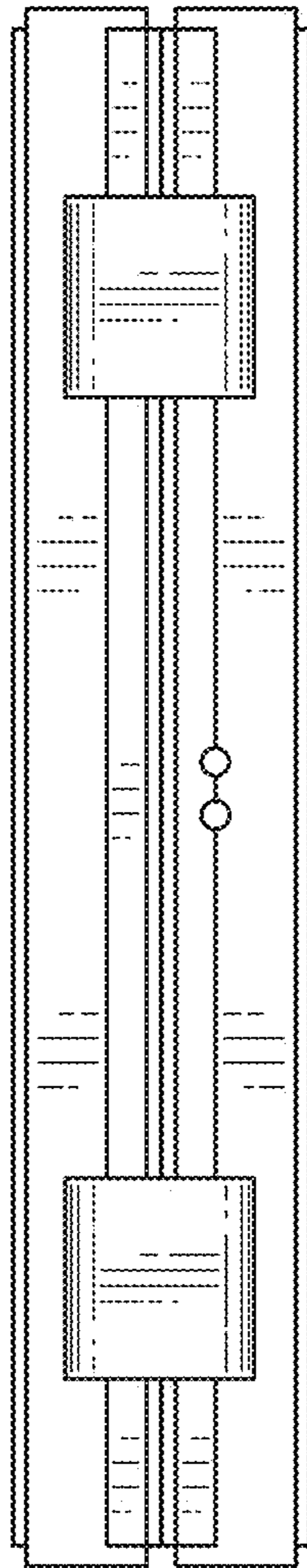


FIG. 9