

US00D758364S

(12) **United States Design Patent**
Ahn et al.

(10) **Patent No.:** **US D758,364 S**
(45) **Date of Patent:** **** Jun. 7, 2016**

(54) **ELECTRONIC DEVICE**

- (71) Applicant: **Samsung Electronics Co., Ltd.**, Suwon-si (KR)
- (72) Inventors: **Dae Kyung Ahn**, Namyangjusi (KR); **Chul-Yong Cho**, Seoul (KR); **Sangmin Hyun**, Seoul (KR); **Eun Vit Chung**, Seoul (KR)
- (73) Assignee: **Samsung Electronics Co., Ltd.**, Suwon-si (KR)
- (**) Term: **14 Years**
- (21) Appl. No.: **29/472,079**
- (22) Filed: **Nov. 8, 2013**

(30) **Foreign Application Priority Data**

May 10, 2013 (KR) 30-2013-0024847

(51) **LOC (10) Cl.** **14-02**

(52) **U.S. Cl.**
USPC **D14/345**

(58) **Field of Classification Search**
USPC D14/341-347, 137, 138 R, 138 AA, D14/138 C, 138 G, 496, 203.1, 203.3, 203.4, D14/203.7, 129, 130, 147, 218, 247, 248, D14/250, 374, 371, 385, 388, 389, 315-318, D14/420, 426, 439; D6/308, 310; D10/65, D10/104.1; D19/26, 59, 60; D21/324, 329, D21/330, 332; 248/917-924; 463/37; 455/556.1, 556.2, 566, 575.1, 90.3; 379/433.04, 433.01, 433.06, 916; 345/173, 901, 905; 348/376; 361/679.21, 679.26, 679.27, 679.3, 361/679.55, 679.56, 679.59
CPC ... G06F 1/1613; G06F 1/1624; G06F 1/1626; G06F 1/165; G06F 3/0485; G06F 3/0488; H04M 41/0202; H04M 41/0279; H04M 41/0281; H04M 41/0283; H04M 41/0214; H04M 41/72544; H04M 41/72552

See application file for complete search history.

(56) **References Cited**

U.S. PATENT DOCUMENTS

D391,987 S *	3/1998	Jambhekar et al.	D14/345
D490,807 S *	6/2004	Murata	D14/345
D495,693 S *	9/2004	Yonekawa et al.	D14/345
D624,517 S *	9/2010	Lee et al.	D14/138 AB
D626,124 S *	10/2010	Chyan et al.	D14/341
D629,798 S *	12/2010	Arie et al.	D14/341
D631,455 S *	1/2011	Kim et al.	D14/138 AB
D639,806 S *	6/2011	Lee et al.	D14/345
D644,219 S *	8/2011	Sawada	D14/345
D658,173 S *	4/2012	Kim	D14/345
D680,527 S *	4/2013	Reeves et al.	D14/341
D680,528 S *	4/2013	Reeves et al.	D14/341
D680,529 S *	4/2013	Reeves et al.	D14/341
D680,531 S *	4/2013	Honda et al.	D14/345
D681,054 S *	4/2013	Koh et al.	D14/496

(Continued)

Primary Examiner — Eric Goodman

Assistant Examiner — Clese Moore, Jr.

(74) *Attorney, Agent, or Firm* — NSIP Law

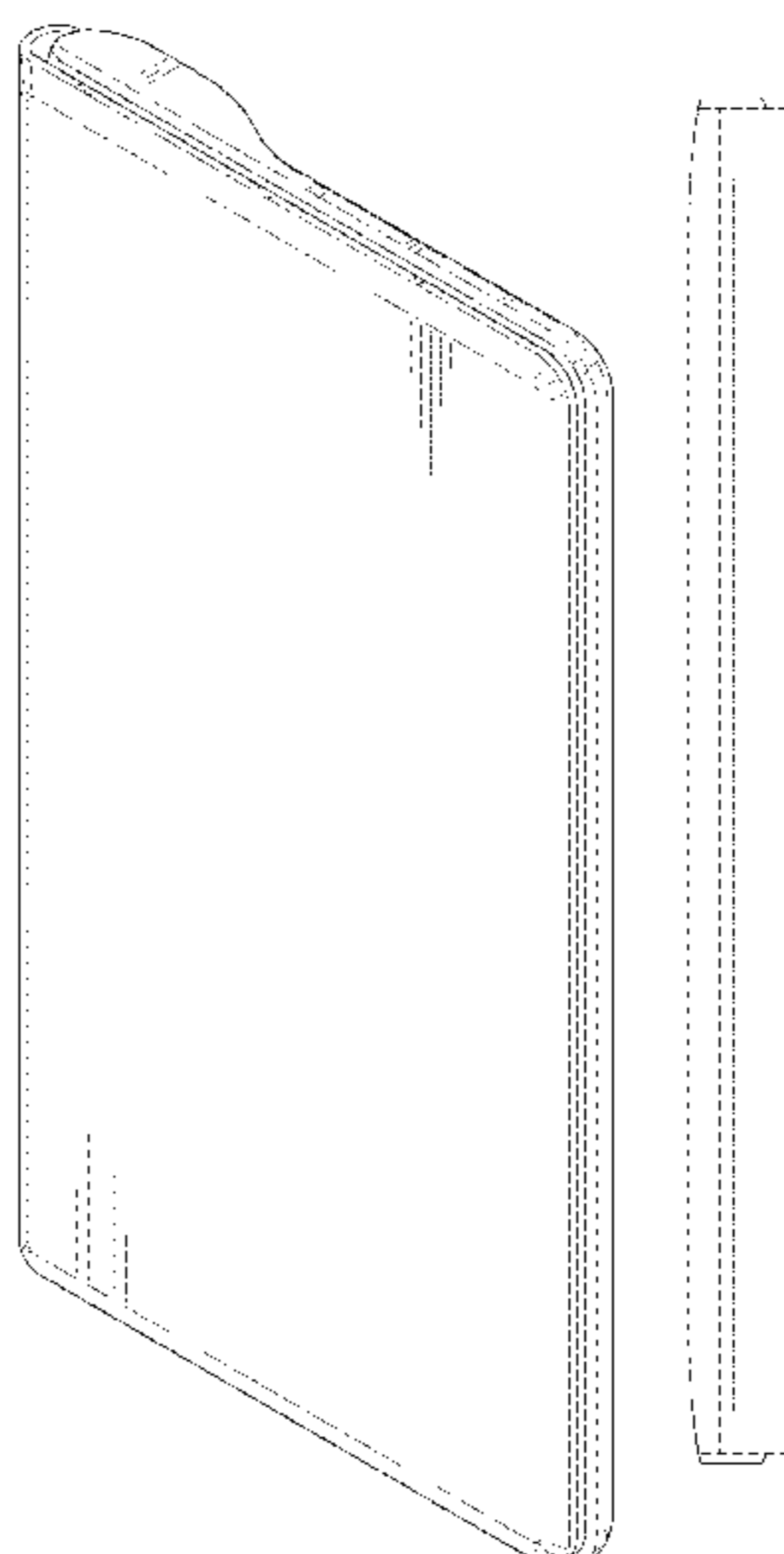
(57) **CLAIM**

The ornamental design for an electronic device, as shown and described.

DESCRIPTION

FIG. 1 is a front perspective view of an electronic device showing our new design;
 FIG. 2 is a front view thereof;
 FIG. 3 is a rear view thereof;
 FIG. 4 is a left-side view thereof;
 FIG. 5 is a right-side view thereof;
 FIG. 6 is a top view thereof;
 FIG. 7 is a bottom view thereof; and,
 FIG. 8 is a rear perspective view of FIG. 1.
 The broken lines shown in the drawings illustrate portions of the electronic device that form no part of the claimed design.

1 Claim, 7 Drawing Sheets



(56)

References Cited

U.S. PATENT DOCUMENTS

D693,323 S *	11/2013	Kawase et al.	D14/138 AB	D709,493 S *	7/2014	Ahn et al.	D14/345
D696,245 S *	12/2013	Lee et al.	D14/315	D710,353 S *	8/2014	Ahn et al.	D14/345
D696,693 S *	12/2013	Kim et al.	D14/496	D710,354 S *	8/2014	Ahn et al.	D14/345
D708,180 S *	7/2014	Lee et al.	D14/345	D712,900 S *	9/2014	Miki et al.	D14/345
D708,609 S *	7/2014	Lee et al.	D14/345	D714,244 S *	9/2014	Lee et al.	D14/138 AB
D708,610 S *	7/2014	Ahn et al.	D14/345	D716,253 S *	10/2014	Lee et al.	D14/138 AB
D709,067 S *	7/2014	Ahn et al.	D14/345	D716,751 S *	11/2014	Lee et al.	D14/138 AB
D709,492 S *	7/2014	Ahn et al.	D14/345	D716,800 S *	11/2014	Lee et al.	D14/345
				D722,052 S *	2/2015	Yeh et al.	D14/341
				D727,915 S *	4/2015	Mecchella et al.	D14/440

* cited by examiner

FIG. 1




FIG. 2




FIG. 3




FIG. 4

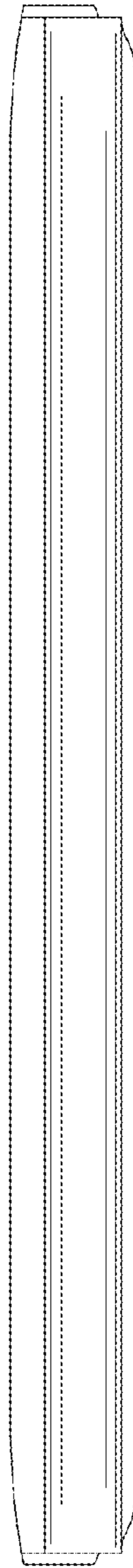


FIG. 5




FIG. 6




FIG. 7

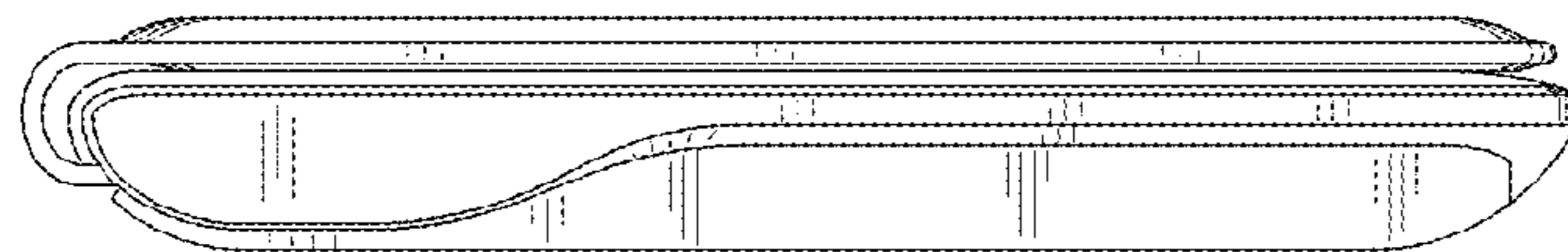


FIG. 8

