



US00D758361S

(12) **United States Design Patent**
Yeo et al.

(10) **Patent No.:** **US D758,361 S**
(45) **Date of Patent:** **** Jun. 7, 2016**

(54) **ELECTRONIC DEVICE**

(71) Applicant: **Samsung Electronics Co., Ltd.**,
Suwon-si (KR)

(72) Inventors: **Jung-Min Yeo**, Seoul (KR); **Jae-Ho Baik**,
Yongin-si (KR); **Min-Hyouk Lee**, Seoul (KR)

(73) Assignee: **Samsung Electronics Co., Ltd.**,
Suwon-si (KR)

(**) Term: **14 Years**

(21) Appl. No.: **29/478,192**

(22) Filed: **Jan. 2, 2014**

(51) **LOC (10) Cl.** **14-02**

(52) **U.S. Cl.**
USPC **D14/341**

(58) **Field of Classification Search**
USPC D14/315–318, 341–347, 420, 426, 129,
D14/130, 496, 137, 138 R, 138 AA, 138 C,
D14/138 G, 147, 203.1, 203.3, 204.4, 203.7,
D14/218, 248, 388, 389; D10/50, 65, 104.1;
D21/329, 330; D6/308, 310
CPC ... G06F 3/0485; G06F 3/0488; G06F 1/1613;
G06F 1/1624; G06F 1/1626; G06F 1/165;
H04M 1/0202; H04M 1/0264; H04M 1/0214;
H04M 1/0279; H04M 1/0281; H04M 1/0283;
H04M 1/72544

See application file for complete search history.

(56) **References Cited**

U.S. PATENT DOCUMENTS

D474,185 S * 5/2003 Goto D14/433
D485,265 S * 1/2004 Sato D14/341
D512,435 S * 12/2005 Yang D14/203.3
D567,254 S * 4/2008 Lee D14/496
D573,144 S * 7/2008 Lin D14/240
D577,705 S * 9/2008 Marquez D14/149

D590,825 S * 4/2009 Liu D14/341
D598,893 S * 8/2009 Asai D14/188
D599,345 S * 9/2009 Ko D14/356
D633,906 S * 3/2011 Wang D14/318
D635,135 S * 3/2011 Li D14/315
D654,497 S * 2/2012 Lee D14/341
D667,396 S * 9/2012 Koh D14/341
D671,514 S * 11/2012 Kim D14/138 G
D681,577 S * 5/2013 Tejima D14/129
D681,632 S * 5/2013 Akana D14/341
D684,553 S * 6/2013 Kim D14/138 G
D692,433 S * 10/2013 Akana D14/440
D693,340 S * 11/2013 Ohshima D14/341
D695,249 S * 12/2013 Kim D14/138 G

(Continued)

Primary Examiner — Barbara Fox

Assistant Examiner — Dana K Weiland

(74) *Attorney, Agent, or Firm* — NSIP Law

(57) **CLAIM**

The ornamental design for an electronic device, as shown and described.

DESCRIPTION

FIG. 1 is a front perspective view of an electronic device showing our new design;

FIG. 2 is a front view thereof;

FIG. 3 is a rear view thereof;

FIG. 4 is a left-side view thereof;

FIG. 5 is a right-side view thereof;

FIG. 6 is a top view thereof;


FIG. 7 is a bottom view thereof;

FIG. 8 is an enlarged view of the portion A in FIG. 3; and,

FIG. 9 is an enlarged perspective view of the portion A in FIG. 3.

The broken lines shown in the drawings illustrate portions of the electronic device that form no part of the claimed design. The dot-dot-dash broken lines encircling portions of the claimed design that are illustrated in enlargements form no part of the claimed design.

1 Claim, 7 Drawing Sheets



(56)

References Cited

U.S. PATENT DOCUMENTS

D697,941 S * 1/2014 Zhang D14/496
 D698,785 S * 2/2014 Canizares D14/341
 D701,850 S * 4/2014 Kim D14/138 G
 D710,815 S * 8/2014 Kim D14/138 G
 D711,337 S * 8/2014 Park D14/138 G
 D712,400 S * 9/2014 Kim D14/341
 D714,752 S * 10/2014 Im D14/138 G
 D714,785 S * 10/2014 Delpier D14/315
 D715,246 S * 10/2014 Oh D14/138 G
 D715,795 S * 10/2014 McManigal D14/341
 D716,293 S * 10/2014 Hwang D14/341
 D716,747 S * 11/2014 Kleiner D14/138 G
 D716,798 S * 11/2014 Kurimoto D14/341
 D717,800 S * 11/2014 Akana D14/432
 D718,303 S * 11/2014 Choteau D14/341

D720,746 S * 1/2015 Chung D14/341
 D723,547 S * 3/2015 Zhou D14/341
 D724,537 S * 3/2015 Moore D13/119
 D736,203 S * 8/2015 Kim D14/341
 D737,268 S * 8/2015 Rivera D14/315
 D741,830 S * 10/2015 Lee D14/138 G
 D742,350 S * 11/2015 Lee D14/138 G
 D743,961 S * 11/2015 Oh D14/341
 D745,510 S * 12/2015 Lee D14/341
 D746,246 S * 12/2015 Park D14/138 G
 D746,284 S * 12/2015 Lee D14/341
 D747,286 S * 1/2016 Kim D14/138 G
 D747,312 S * 1/2016 Kim D14/341
 D747,694 S * 1/2016 Tom D14/138 G
 D747,713 S * 1/2016 Choi D14/341
 2013/0162569 A1 * 6/2013 Sudo G06F 3/04845
 345/173

* cited by examiner

FIG. 1




FIG.2




FIG.3




FIG.4

FIG.5

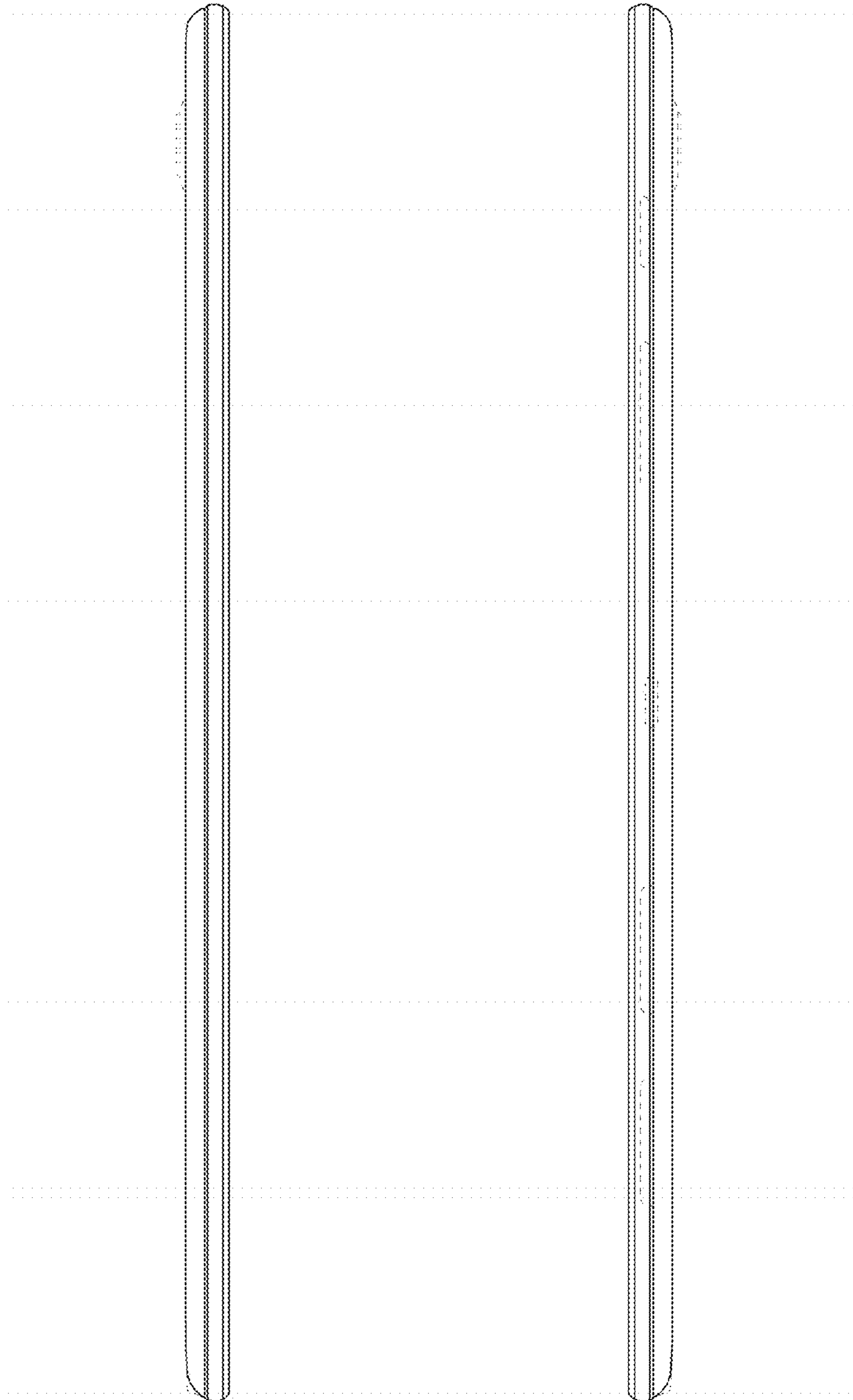


FIG.6

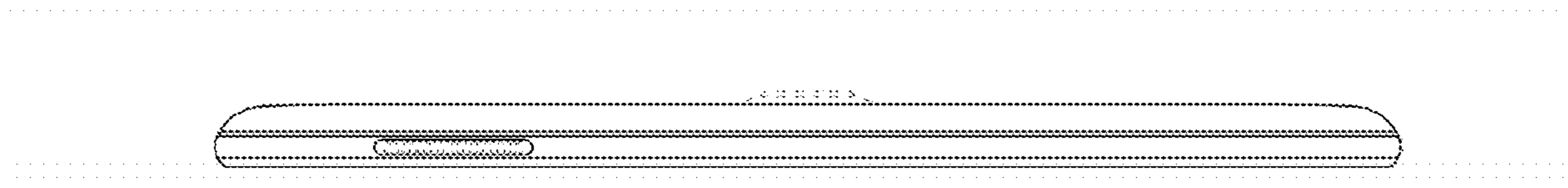


FIG.7




FIG.8

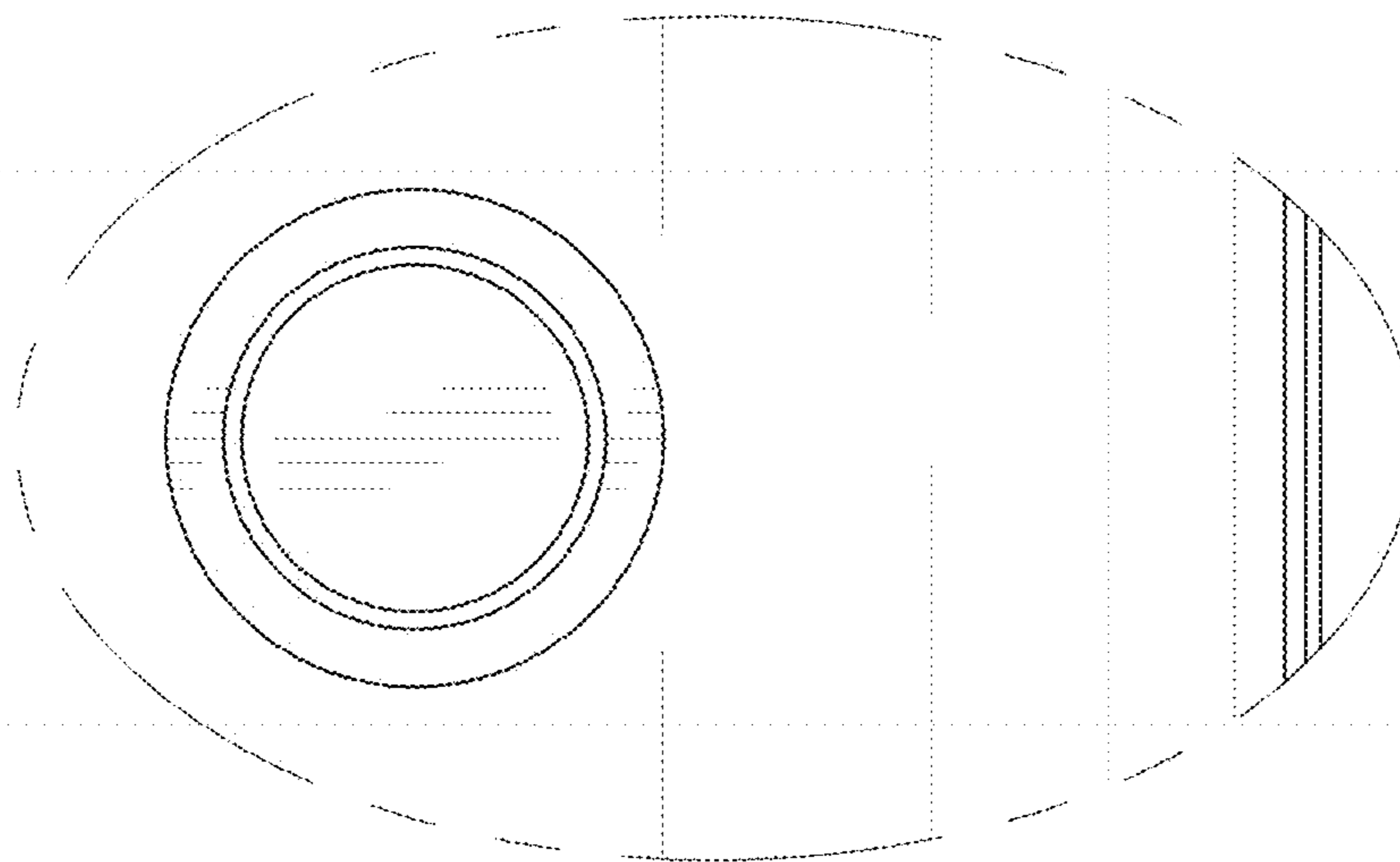


FIG.9

