



US00D758359S

(12) **United States Design Patent**
Reed et al.

(10) **Patent No.:** **US D758,359 S**
(45) **Date of Patent:** **** Jun. 7, 2016**

(54) **INFORMATION HANDLING SYSTEM**

(71) Applicant: **Dell Products L.P.**, Round Rock, TX
(US)

(72) Inventors: **Jeff A. Reed**, Austin, TX (US); **Brian Hargrove Leonard**, Austin, TX (US);
Chung-Hao Hsu, New Taipei (TW)

(73) Assignee: **Dell Products L.P.**, Round Rock, TX
(US)

(**) Term: **14 Years**

(21) Appl. No.: **29/514,822**

(22) Filed: **Jan. 16, 2015**

(51) **LOC (10) Cl.** **14-02**

(52) **U.S. Cl.**
USPC **D14/315**

(58) **Field of Classification Search**
USPC D14/315-327; D18/1, 2, 7, 11;
235/145 A, 145 R; 341/22, 23; 345/104,
345/156, 168, 169, 173; 361/679.08,
361/679.09, 679.11, 679.26, 679.27
CPC G06F 1/16; G06F 1/1616; G06F 1/1626;
G06F 1/1632; G06F 1/1613; G06F 1/1601;
G06F 1/1618; G06F 1/162; G06F 1/166;
G06F 1/1654; G06F 1/1681; G06F 1/1637;
G06F 1/1688; H01R 35/02; H03M 11/00;
G09B 13/04; H03K 17/94; G09G 5/00;
F16M 11/10; H05K 5/00; H04M 1/0237

See application file for complete search history.

(56) **References Cited**

U.S. PATENT DOCUMENTS

D343,407 S *	1/1994	Kando	D14/315
6,067,224 A *	5/2000	Nobuchi	G06F 1/1688 361/679.21
D463,797 S *	10/2002	Andre	D14/327
6,775,129 B1 *	8/2004	Ghosh	G06F 1/162 361/679.09
D578,524 S *	10/2008	Yoon	D14/319
D589,506 S *	3/2009	Gluskoter	D14/315
D591,282 S *	4/2009	Jen	D14/315
D615,539 S *	5/2010	Jen	D14/315
D617,789 S *	6/2010	Akana	D14/318
D664,532 S *	7/2012	Lee	D14/315
D714,777 S *	10/2014	Chang	D14/315

* cited by examiner

Primary Examiner — Freda S Nunn

(74) *Attorney, Agent, or Firm* — Terrile, Cannatti, Chambers & Holland, LLP; Stephen A. Terrile


(57) **CLAIM**

We claim the ornamental design for an information handling system, as shown and described.

DESCRIPTION

FIG. 1 is a front perspective view of the information handling system in a closed position comprising the present invention; FIG. 2 is a front view thereof; FIG. 3 is a rear view thereof; FIG. 4 is a right side view thereof; FIG. 5 is a left side view thereof; FIG. 6 is a top view thereof; FIG. 7 is a bottom view thereof; and, FIG. 8 is another perspective view thereof in an open position. Broken lines shown in the drawings illustrate portions of the information handling system, and form no part of the claimed design.

1 Claim, 6 Drawing Sheets



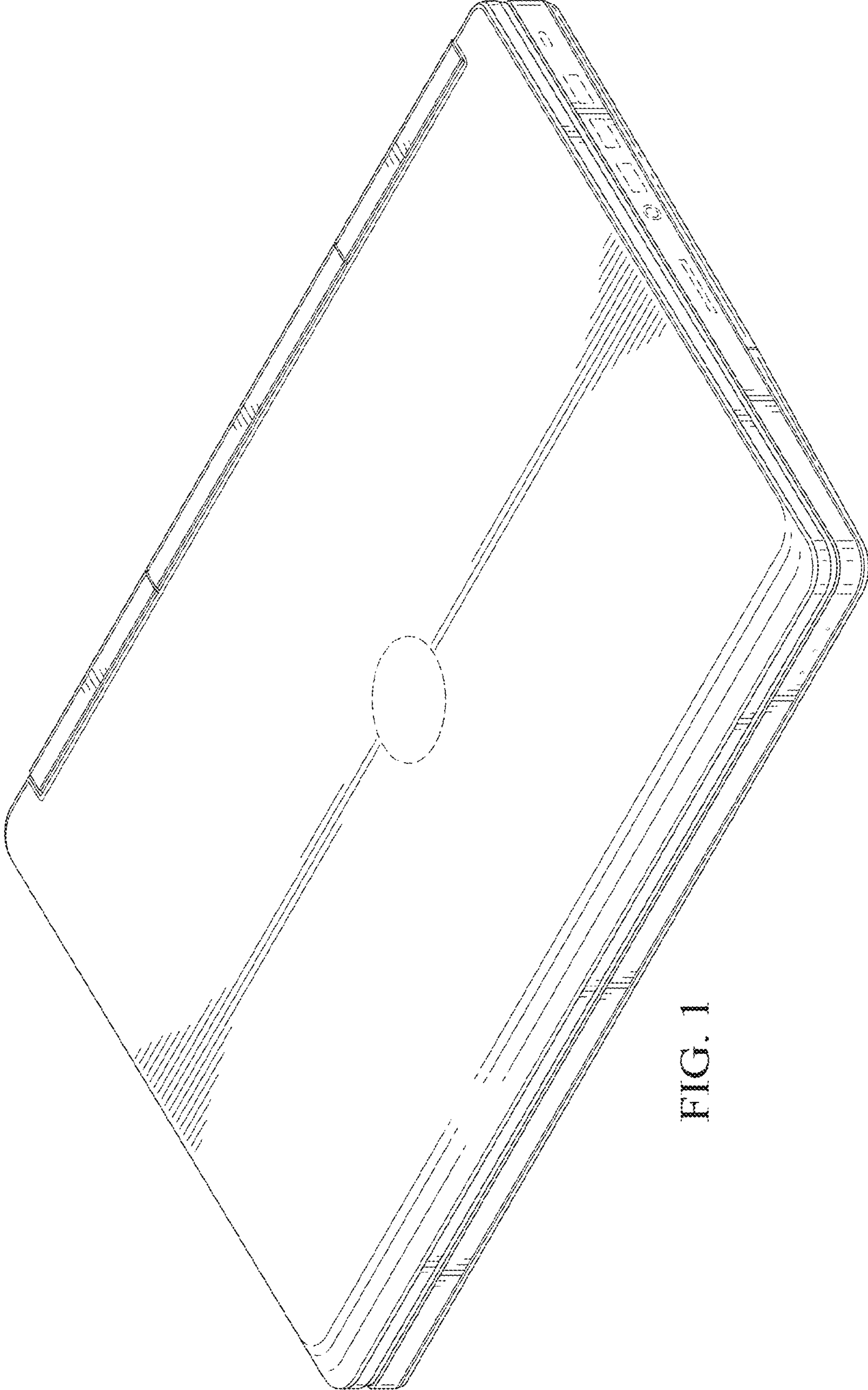


FIG. 1

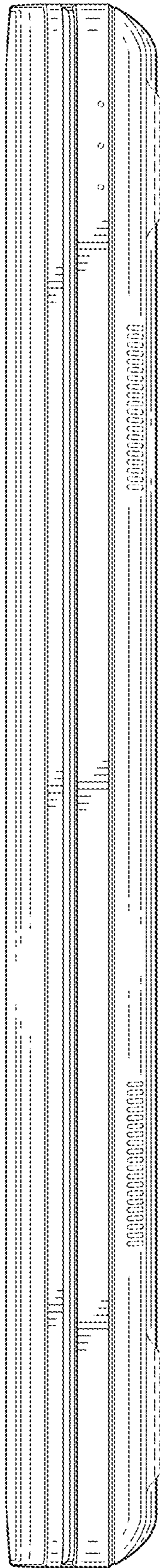


FIG. 2

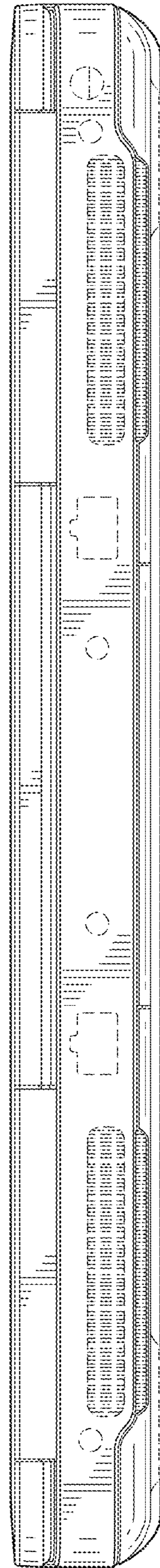


FIG. 3

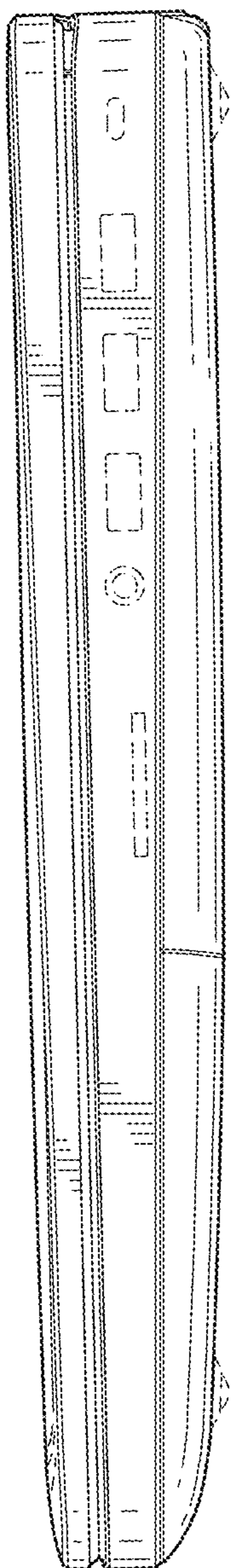


FIG. 4

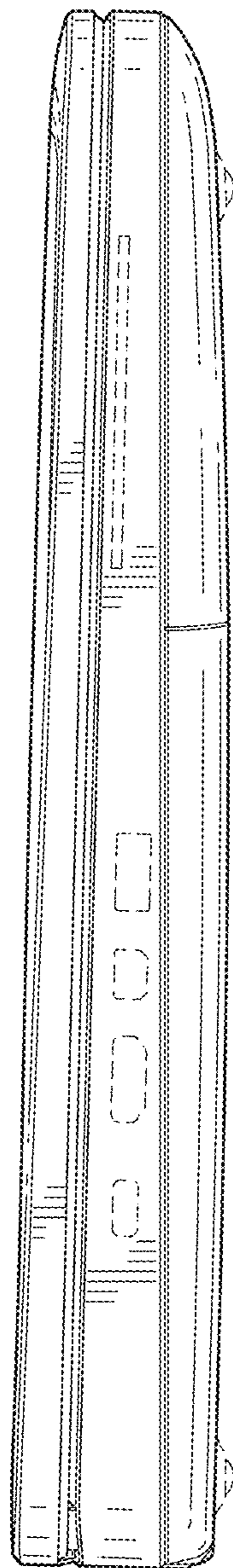


FIG. 5

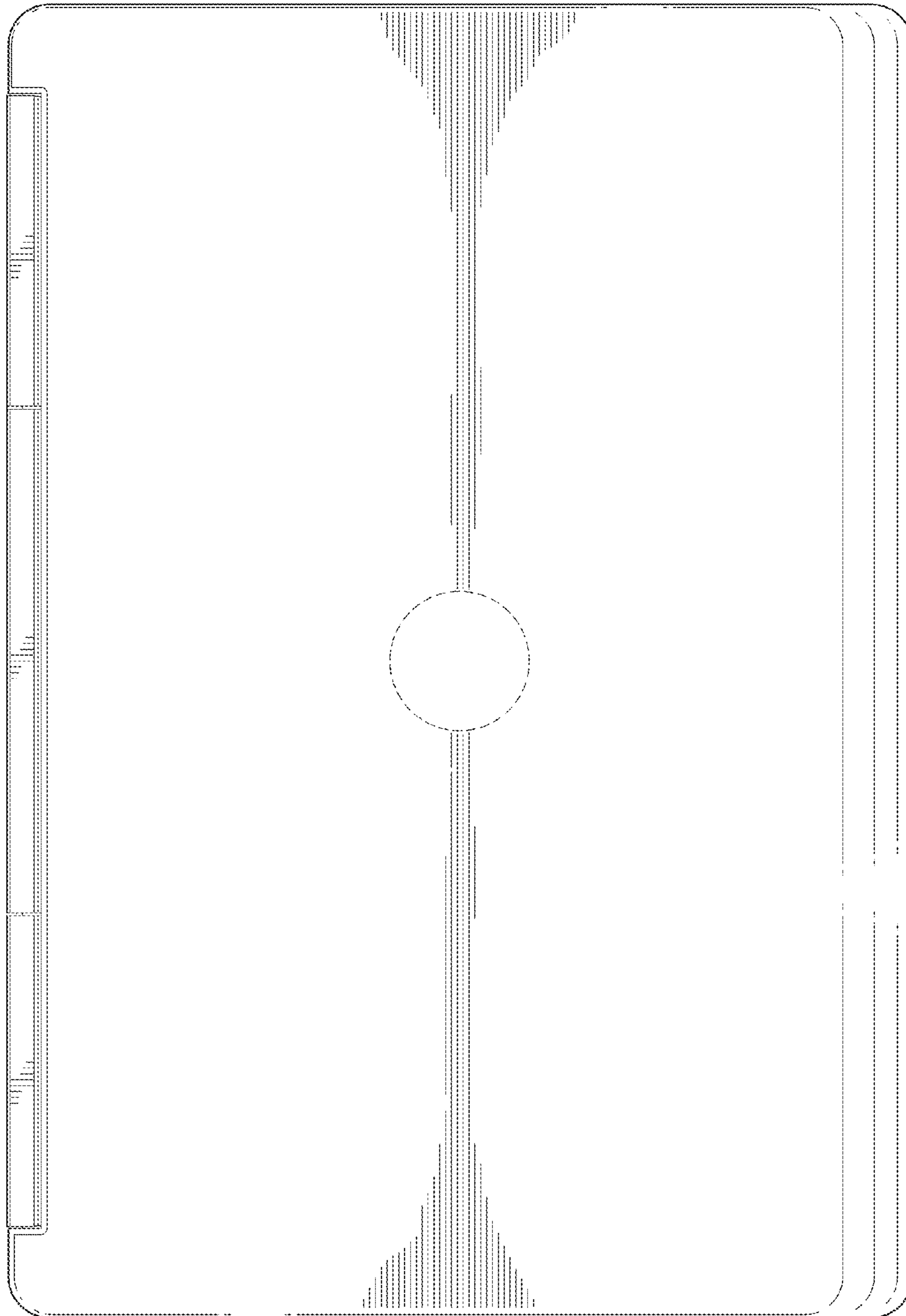


FIG. 6

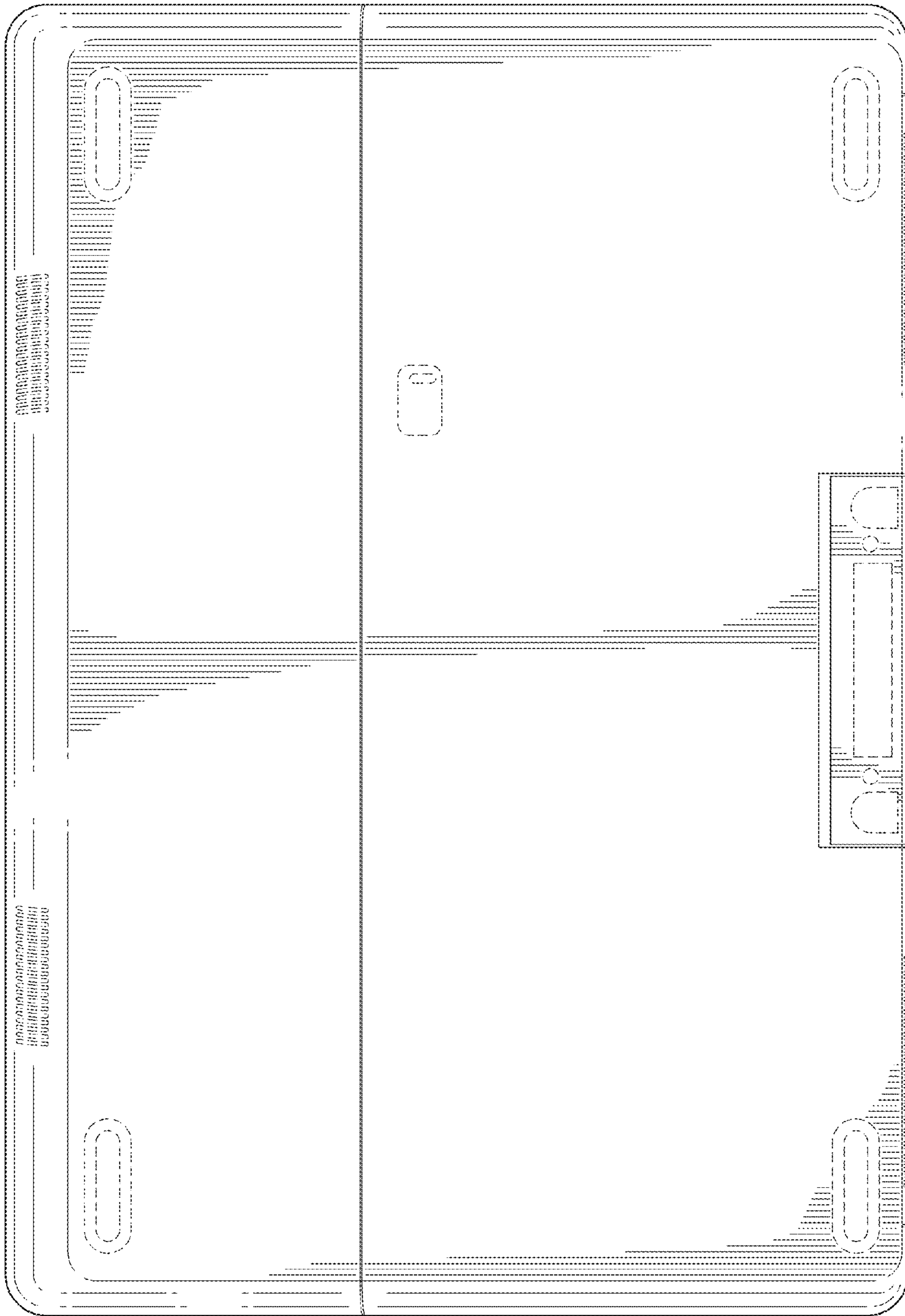


FIG. 7

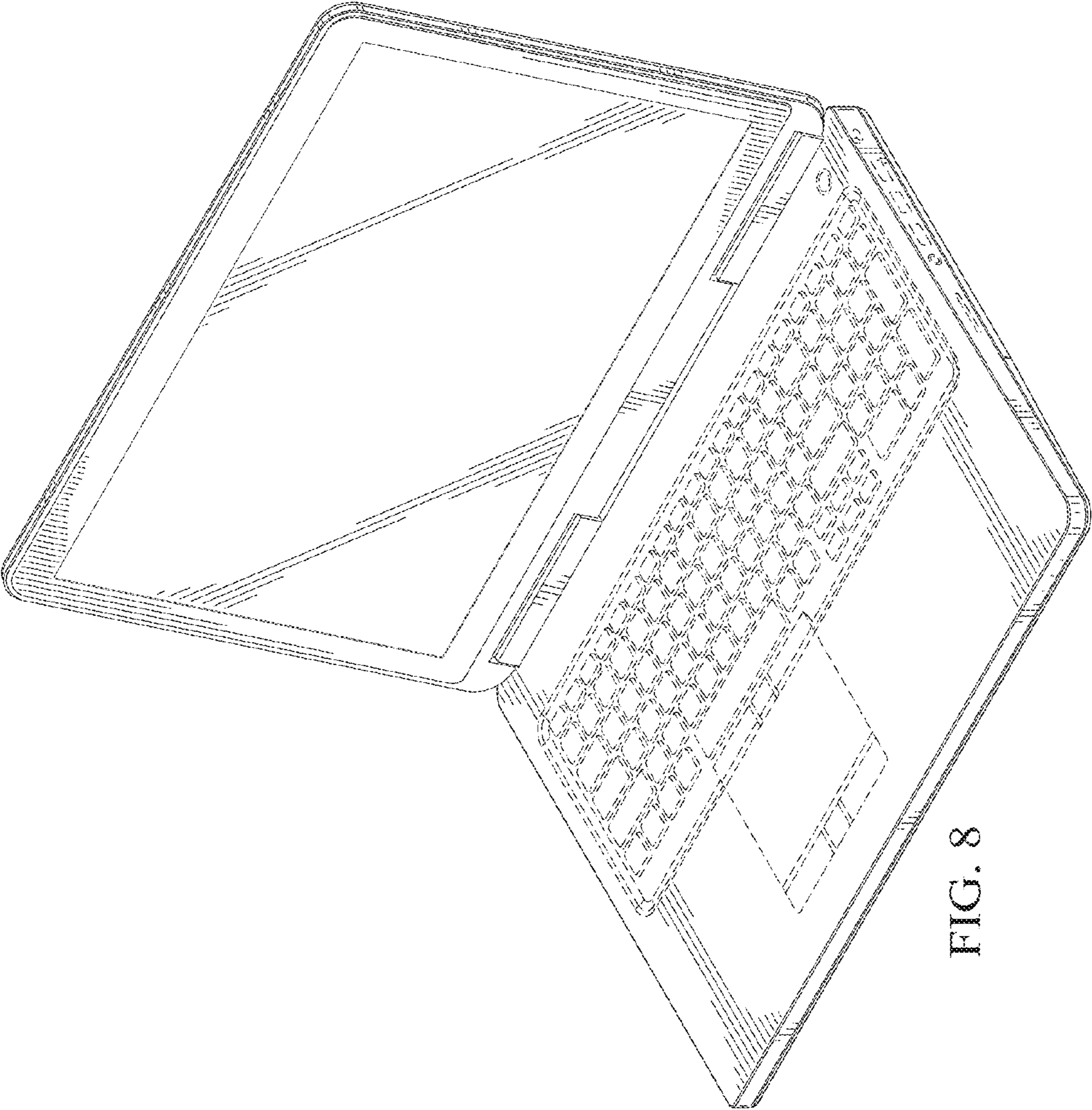


FIG. 8