



US00D758352S

(12) **United States Design Patent**  
**Sirpal et al.**

(10) **Patent No.:** **US D758,352 S**

(45) **Date of Patent:** **\*\* Jun. 7, 2016**

(54) **REMOTE CONTROL DEVICE**  
(71) Applicant: **Flextronics AP, LLC**, San Jose, CA  
(US)  
(72) Inventors: **Sanjiv Sirpal**, Oakville (CA);  
**Mohammed Selim**, Oakville (CA)  
(73) Assignee: **Flextronics AP, LLC**, San Jose, CA  
(US)

D633,478 S \* 3/2011 Bolton ..... D14/218  
8,220,021 B1 7/2012 Look et al.  
8,473,865 B2 6/2013 Huang et al.  
8,521,926 B2 8/2013 Hsueh et al.  
D697,500 S \* 1/2014 Tsai et al. .... D14/218  
D713,820 S \* 9/2014 O'Neil ..... D14/218  
2002/0072395 A1 6/2002 Miramontes  
2004/0186775 A1 9/2004 Margiloff et al.  
2005/0138668 A1 6/2005 Gray et al.

(Continued)

(\*\*) Term: **14 Years**

(21) Appl. No.: **29/452,457**

(22) Filed: **Apr. 16, 2013**

(51) **LOC (10) Cl.** ..... **14-03**

(52) **U.S. Cl.**  
USPC ..... **D14/218**

(58) **Field of Classification Search**  
USPC ..... D14/257, 218, 248, 299, 238.1;  
D13/168; 380/239; D10/49.5  
See application file for complete search history.

(56) **References Cited**

**U.S. PATENT DOCUMENTS**

D322,244 S \* 12/1991 Bishai ..... D13/168  
D354,489 S \* 1/1995 Patton et al. .... D14/218  
D366,043 S \* 1/1996 Hara et al. .... D14/218  
5,481,251 A 1/1996 Buys et al.  
D385,541 S \* 10/1997 Taylor ..... D13/168  
5,724,106 A 3/1998 Autry et al.  
D485,546 S \* 1/2004 Olson et al. .... D14/218  
D496,634 S \* 9/2004 Tseng et al. .... D13/168  
D498,472 S \* 11/2004 Borsboom ..... D14/218  
D528,103 S \* 9/2006 Mabry et al. .... D14/218  
7,170,420 B2 1/2007 Phifer  
D543,971 S \* 6/2007 d'Hoore ..... D14/218  
7,373,652 B1 5/2008 Bayrakeri et al.  
D605,179 S \* 12/2009 Rudolph et al. .... D14/218  
D613,272 S \* 4/2010 Painter ..... D14/218  
D626,535 S \* 11/2010 Kim et al. .... D14/218  
7,831,930 B2 11/2010 Dresti et al.

**FOREIGN PATENT DOCUMENTS**

KR 300411090-0000 \* 4/2006  
KR 300488742-0000 \* 4/2008

(Continued)

**OTHER PUBLICATIONS**

U.S. Appl. No. 13/863,814, filed Apr. 16, 2013, Sirpal et al.

(Continued)

*Primary Examiner* — John Windmuller  
*Assistant Examiner* — John R Yeh  
(74) *Attorney, Agent, or Firm* — Sheridan Ross P.C.

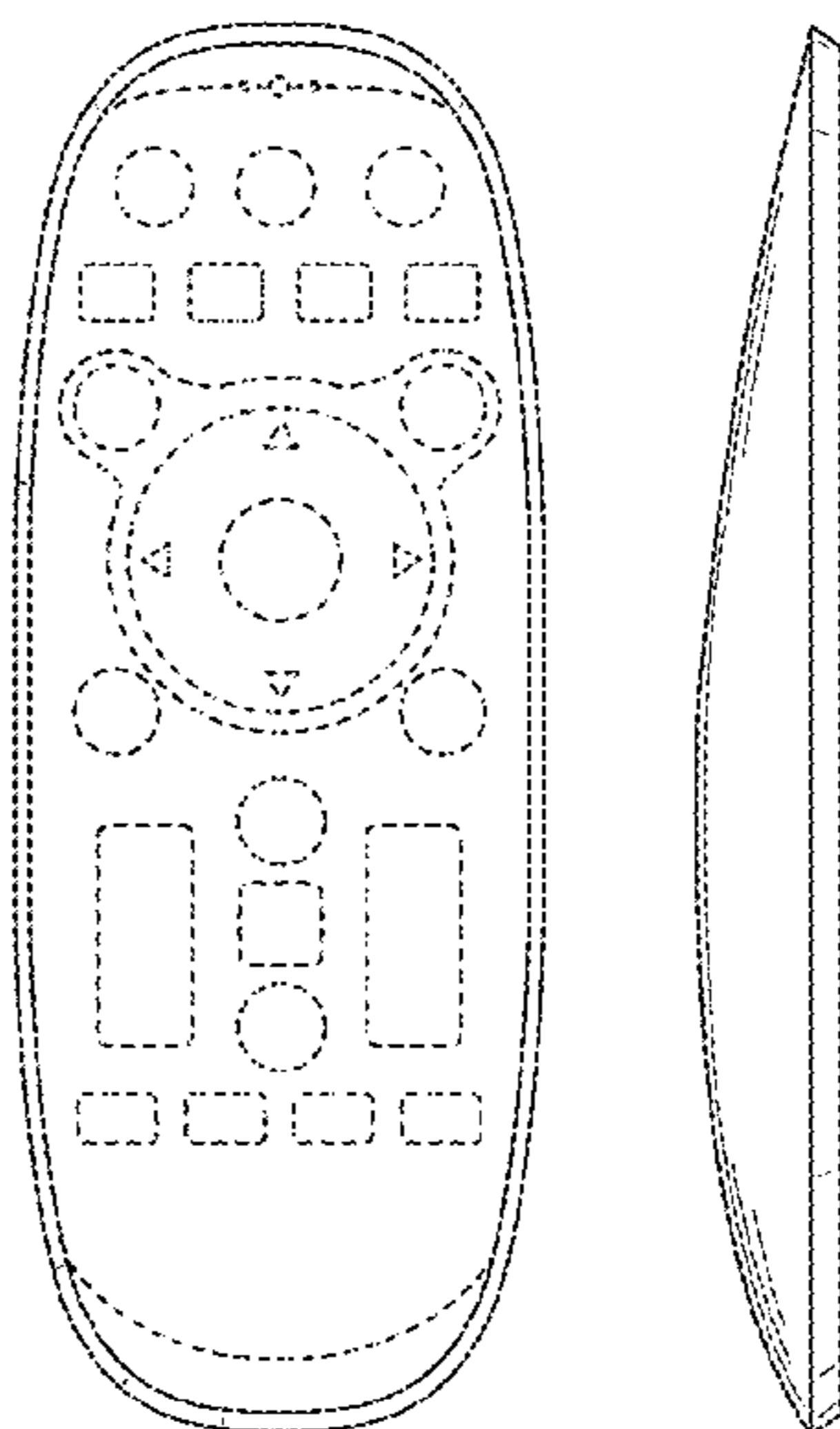
(57) **CLAIM**

The ornamental design for a remote control device, as shown and described.

**DESCRIPTION**

FIG. 1 is a front plan view of a remote control device having a front surface;  
FIG. 2 is a right side elevational view thereof;  
FIG. 3 is a left side elevational view thereof;  
FIG. 4 is a bottom elevational view thereof;  
FIG. 5 is a top elevational view thereof; and,  
FIG. 6 is a back plan view thereof.  
The broken lines show portions of a remote control device that form no part of the claimed design.

**1 Claim, 2 Drawing Sheets**



(56)

References Cited

OTHER PUBLICATIONS

U.S. PATENT DOCUMENTS

2005/0149990 A1 7/2005 Fairhurst et al.  
2005/0185102 A1 8/2005 Fairhurst  
2005/0288064 A1 12/2005 Lin et al.  
2006/0022948 A1 2/2006 Mori et al.  
2008/0060010 A1 3/2008 Kelts  
2010/0321201 A1 12/2010 Huang et al.  
2011/0107382 A1 5/2011 Morris et al.  
2014/0049696 A1\* 2/2014 Sirpal et al. .... 348/734

FOREIGN PATENT DOCUMENTS

KR 300569378-0000 \* 8/2010  
RU 00078456 \* 5/2011  
RU 00078466 \* 12/2011  
RU 00080485 \* 12/2011  
WO WOD057832-004 \* 12/2001

U.S. Appl. No. 29/460,631, filed Jul. 12, 2013, Sirpal et al.  
U.S. Appl. No. 29/460,632, filed Jul. 12, 2013, Sirpal et al.  
U.S. Appl. No. 29/460,634, filed Jul. 12, 2013, Sirpal et al.  
U.S. Appl. No. 29/460,636, filed Jul. 12, 2013, Sirpal et al.  
U.S. Appl. No. 29/460,640, filed Jul. 12, 2013, Sirpal et al.  
U.S. Appl. No. 29/460,641, filed Jul. 12, 2013, Sirpal et al.  
U.S. Appl. No. 29/460,642, filed Jul. 12, 2013, Sirpal et al.  
U.S. Appl. No. 29/461,173, filed Jul. 19, 2013, Sirpal et al.  
Notice of Allowance (with English translation) for Chinese Patent Application No. 201330387118.0 dated Dec. 24, 2013, 5 pages.  
International Search Report and Written Opinion for International (PCT) Patent Application No. PCT/US13/55548 mailed Dec. 2, 2013, 8 pages.  
Official Action for U.S. Appl. No. 13/863,814 mailed Dec. 6, 2013, 16 pages.

\* cited by examiner



FIG. 5




FIG. 3

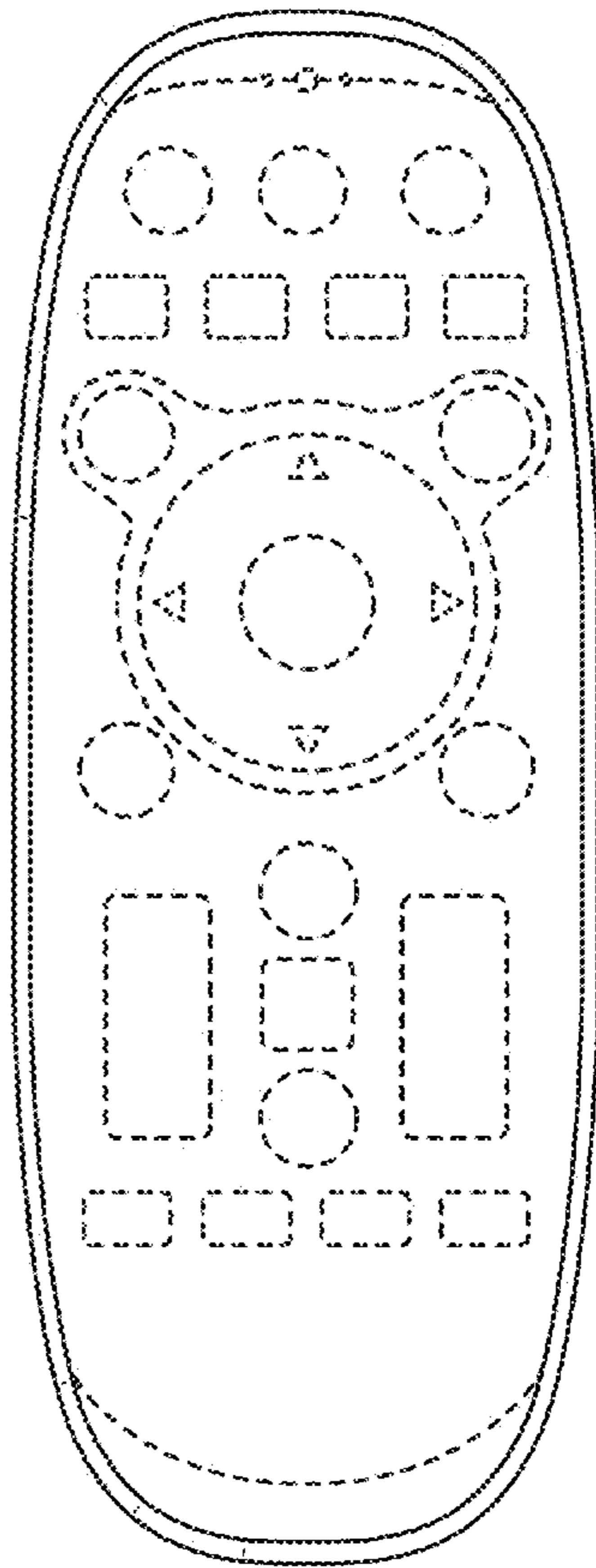


FIG. 1



FIG. 2



FIG. 4

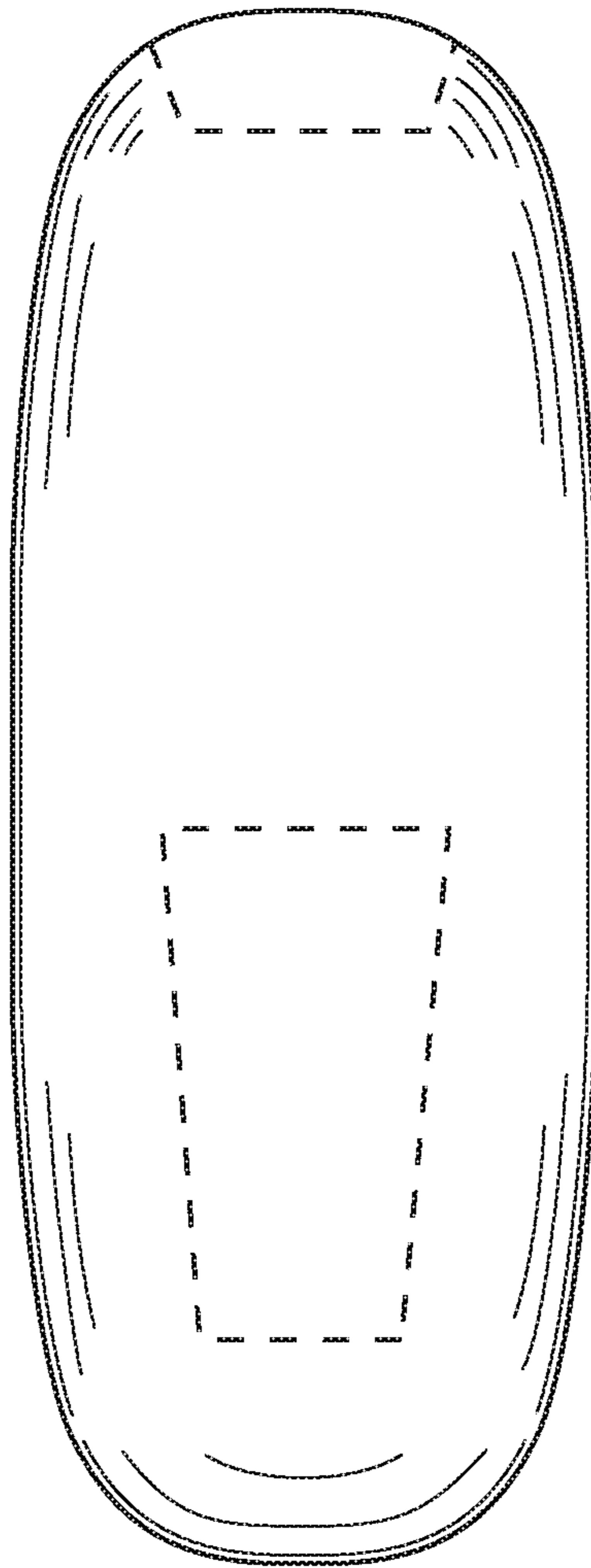


FIG.6