

US00D758347S

(12) **United States Design Patent**
Hinokio

(10) **Patent No.:** **US D758,347 S**
(45) **Date of Patent:** **** Jun. 7, 2016**

(54) **SPEAKER WITH LIGHTING**

(56)

References Cited

(71) Applicant: **Yamaha Corporation**, Shizuoka (JP)

(72) Inventor: **Akie Hinokio**, Shizuoka (JP)

(73) Assignee: **Yamaha Corporation** (JP)

(**) Term: **14 Years**

(21) Appl. No.: **29/511,529**

(22) Filed: **Dec. 11, 2014**

(30) **Foreign Application Priority Data**

Aug. 29, 2014 (JP) 2014-019064

Aug. 29, 2014 (JP) 2014-019065

(51) **LOC (10) Cl.** **14-01**

(52) **U.S. Cl.**
USPC **D14/215; D14/221**

(58) **Field of Classification Search**
USPC D14/204, 218, 172, 210–216, 209.1,
D14/496, 497, 137, 168, 181, 185, 188, 299,
D14/203.1–203.8, 221; 181/143, 147, 148,
181/150, 153, 157, 198, 199, 166, 144;
381/300–303, 306, 332, 333, 336, 345,
381/361–364, 370, 386–388; 455/344–351;
84/609–614, 634–638; 434/307 A,
434/307 R, 309, 318; 352/1, 6–10
CPC H04R 1/02; H04R 1/023; H04R 1/026;
H04R 1/30; H04R 3/00; H04R 9/06; H04R
11/02; H04R 19/02

See application file for complete search history.

U.S. PATENT DOCUMENTS

3,931,867	A *	1/1976	Janszen	H04R 1/24 181/144
4,249,037	A *	2/1981	Dexter	H04R 1/02 181/144
5,319,164	A *	6/1994	Shen	H04R 1/025 181/150
D483,740	S *	12/2003	Yim	D14/216
D619,119	S *	7/2010	Graber	D14/216
D641,730	S *	7/2011	Oota	D14/216
8,175,304	B1 *	5/2012	North	H04R 5/02 381/17
D696,646	S *	12/2013	Deguchi	D14/216
D700,591	S *	3/2014	Xiao	D14/216
D711,353	S *	8/2014	Szymanski	D14/216
D718,281	S *	11/2014	Schmiedbauer	D14/216
D723,519	S *	3/2015	Files	D14/215
D743,377	S *	11/2015	Mackiewicz	D14/216

* cited by examiner

Primary Examiner — Prabhakar Deshmukh
(74) *Attorney, Agent, or Firm* — McDonald Hopkins LLC

(57) **CLAIM**
The ornamental design for a speaker with lighting, as shown and described.

DESCRIPTION

FIG. 1 is a perspective view of a speaker with lighting showing our new design;
FIG. 2 is a front view thereof; a back view thereof being an identical image;
FIG. 3 is a top view thereof;
FIG. 4 is a bottom view thereof; and,
FIG. 5 is a right view thereof; a left view thereof being an identical image.
The broken lines shown in the figures are for illustrative purposes only and form no part of the claimed design.

1 Claim, 5 Drawing Sheets

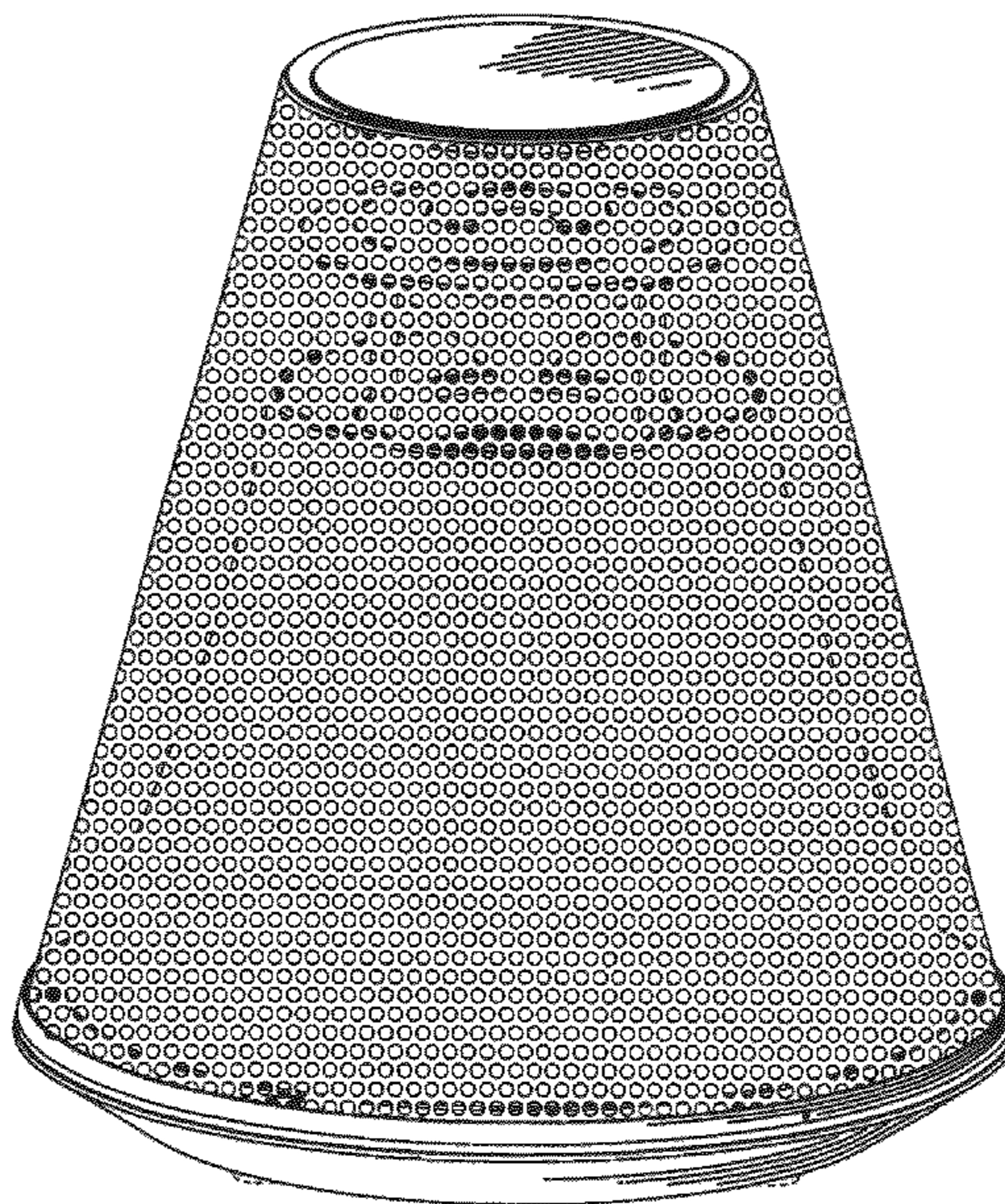


Fig.1

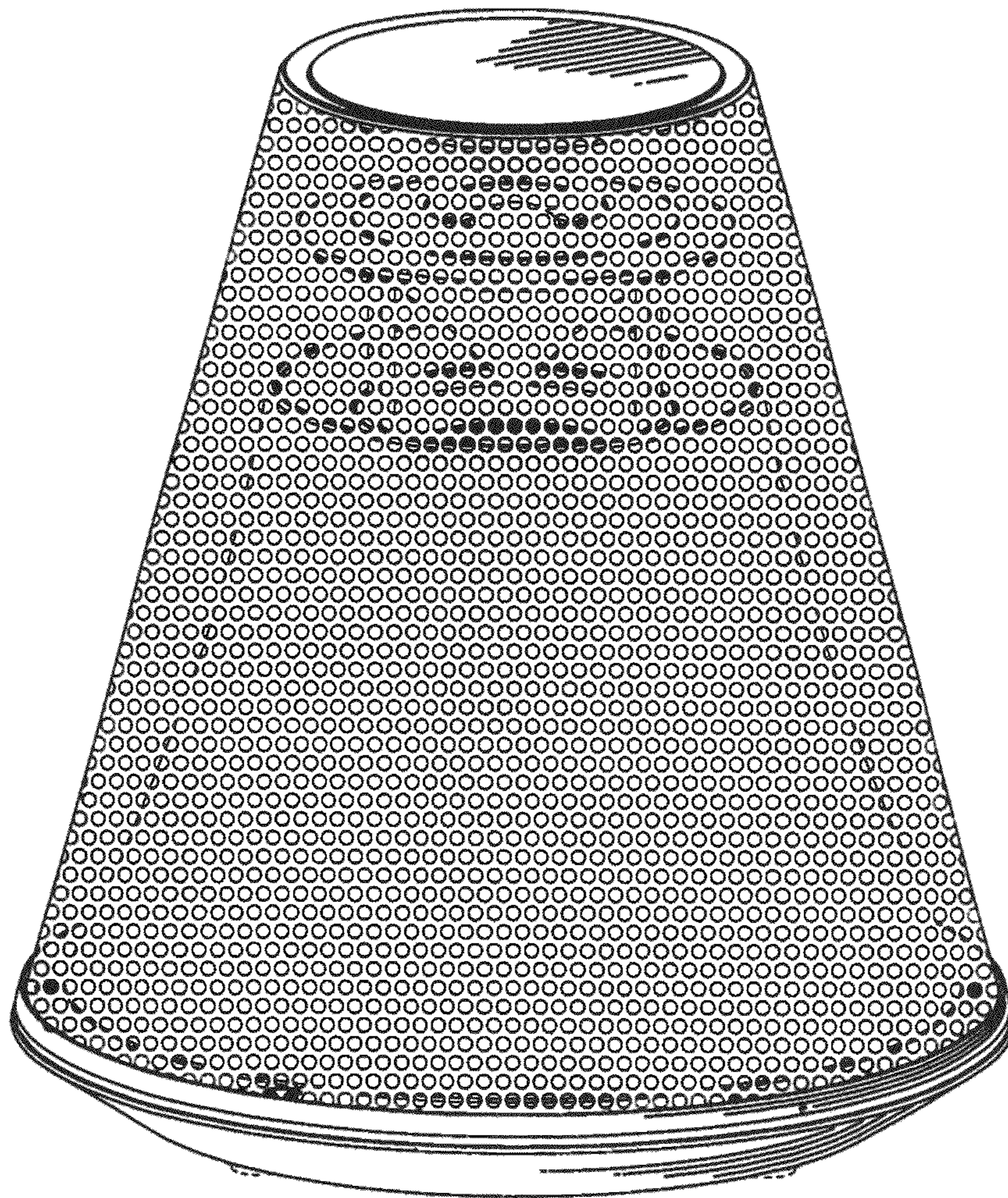


Fig.2

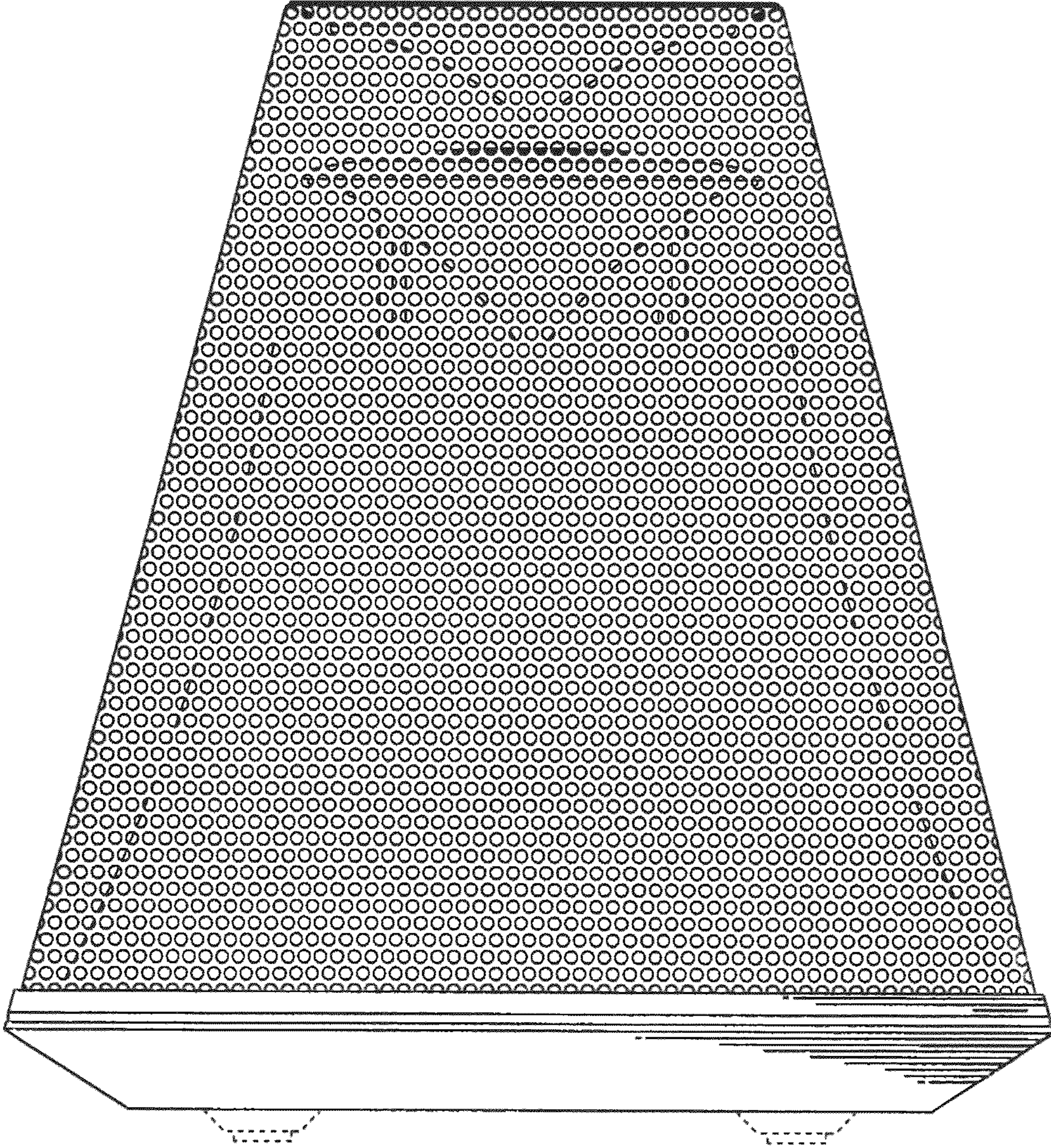


Fig.3

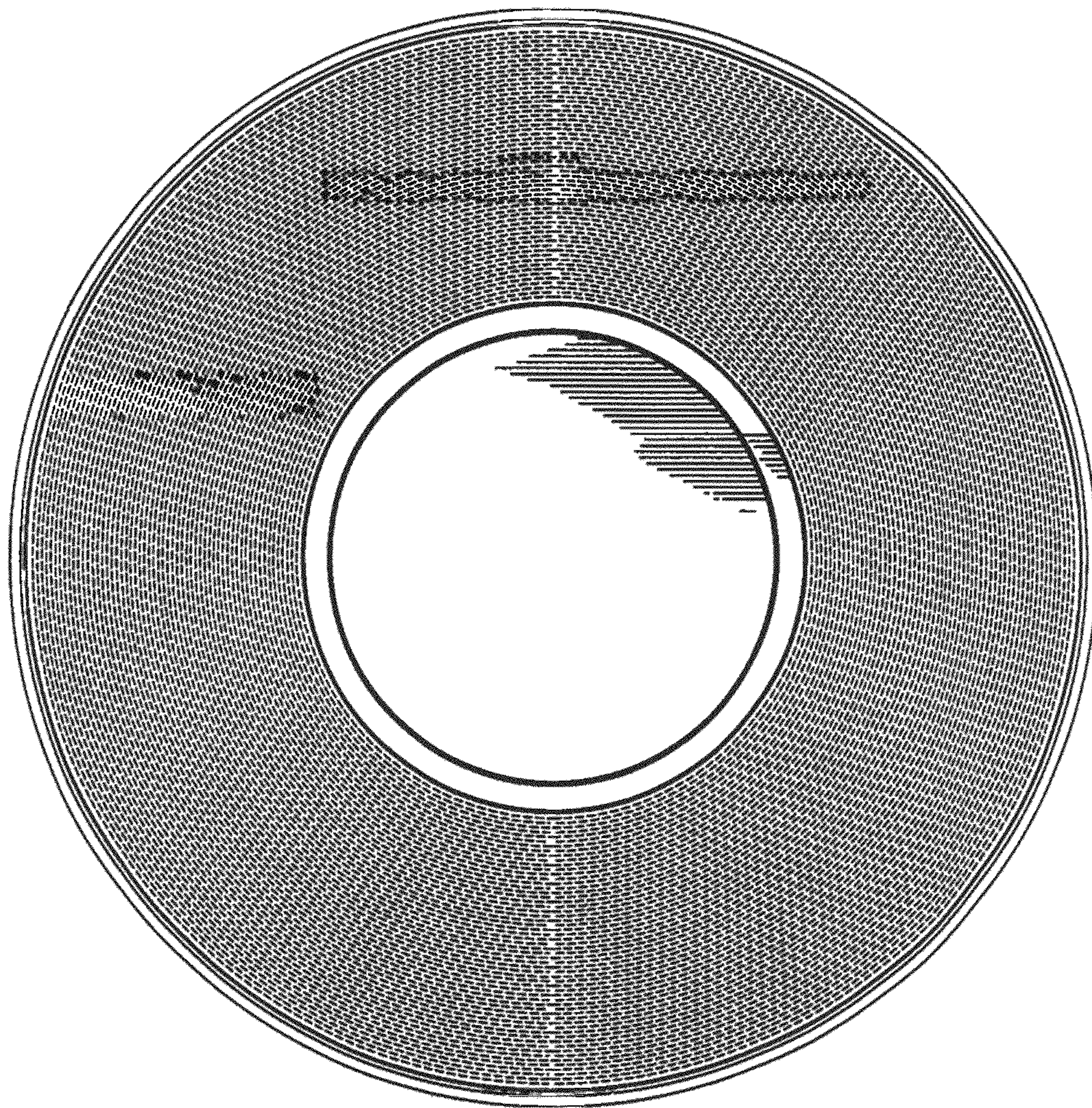


Fig.4

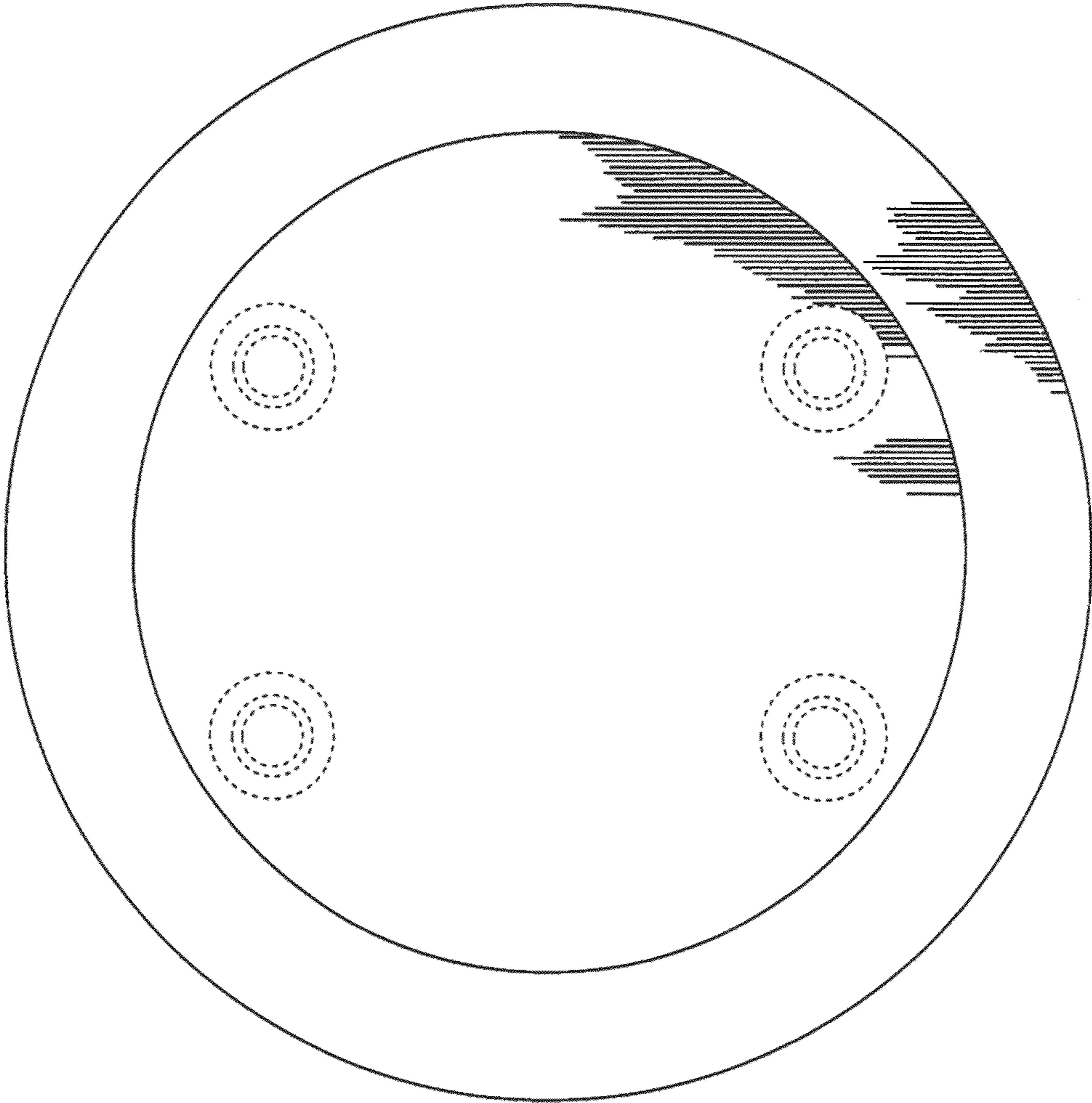
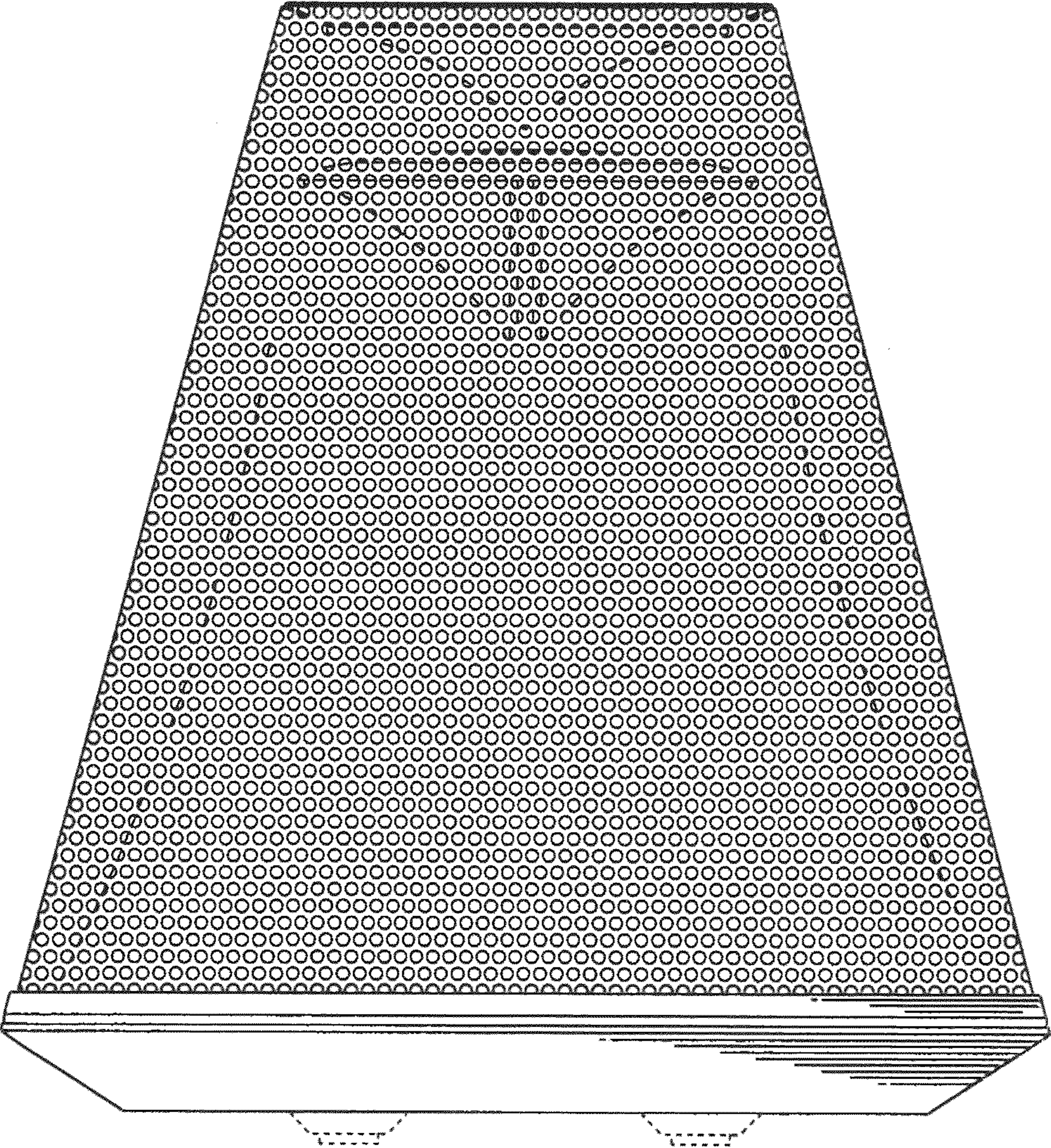


Fig. 5



UNITED STATES PATENT AND TRADEMARK OFFICE
CERTIFICATE OF CORRECTION

PATENT NO. : D758,347 S
APPLICATION NO. : 29/511529
DATED : June 7, 2016
INVENTOR(S) : Hinokio et al.

Page 1 of 2

It is certified that error appears in the above-identified patent and that said Letters Patent is hereby corrected as shown below:

In the Drawings

Please replace FIG. 3 with FIG. 3 as shown on the attached page.

Signed and Sealed this
Twenty-third Day of May, 2017



Michelle K. Lee
Director of the United States Patent and Trademark Office

Fig.3

