



US00D758339S

(12) **United States Design Patent**  
**Lee et al.**

(10) **Patent No.:** **US D758,339 S**  
(45) **Date of Patent:** **\*\* Jun. 7, 2016**

(54) **HEADSET**

(71) Applicant: **Samsung Electronics Co., Ltd.**,  
Suwon-si (KR)

(72) Inventors: **Ki-Eon Lee**, Seoul (KR); **Jin-Man Chung**, Goyang-si (KR); **Howard Nuk**, San Francisco, CA (US)

(73) Assignee: **Samsung Electronics Co., Ltd.**,  
Suwon-si (KR)

(\*\*) Term: **14 Years**

(21) Appl. No.: **29/517,495**

(22) Filed: **Feb. 13, 2015**

(30) **Foreign Application Priority Data**

Aug. 14, 2014 (KR) ..... 30-2014-0039819

(51) **LOC (10) Cl.** ..... **14-01**

(52) **U.S. Cl.**  
USPC ..... **D14/205**

(58) **Field of Classification Search**  
USPC ..... D14/205, 223; D29/112; 2/209;  
181/129, 130, 135; 379/430, 431;  
381/380, 381; 455/90.1, 575.1  
CPC ..... H04R 1/1066  
See application file for complete search history.

(56) **References Cited**

**U.S. PATENT DOCUMENTS**

2,032,898	A *	3/1936	Wilson	.....	A45D 44/12 2/174
2,954,442	A *	9/1960	Mickenberg	.....	H04R 5/0335 2/209
3,863,028	A *	1/1975	Fixler	.....	H04R 5/0335 381/19
4,029,169	A *	6/1977	Huntress	.....	A61B 7/02 181/131
4,110,583	A *	8/1978	Lepper	.....	H04M 1/05 381/370
4,347,911	A *	9/1982	Bertagna	.....	A61B 7/02 181/130
D319,241	S *	8/1991	Daido	.....	D14/205
5,117,464	A *	5/1992	Jones	.....	H04R 1/10 181/129

5,276,471	A *	1/1994	Yamauchi	.....	G02B 27/0176 345/8
6,010,216	A *	1/2000	Jesiek	.....	H04B 1/385 351/158
6,236,969	B1 *	5/2001	Ruppert	.....	H04M 1/05 704/270
6,278,501	B1 *	8/2001	Lin	.....	G02B 7/002 348/E13.04
6,584,984	B2 *	7/2003	Kelly	.....	A45D 8/36 132/212
6,603,863	B1 *	8/2003	Nagayoshi	.....	H04R 5/0335 381/370
6,798,391	B2 *	9/2004	Peterson, III	.....	G06F 1/163 345/8
6,799,018	B1 *	9/2004	Lam	.....	H04B 10/11 381/301
D502,463	S *	3/2005	Bhakta	.....	D14/205
D575,268	S *	8/2008	Christopher	.....	D14/205
D579,442	S *	10/2008	Kim	.....	D14/205
D593,067	S *	5/2009	Millora	.....	D14/205
7,542,012	B2 *	6/2009	Kato	.....	G02B 27/0176 345/1.1
7,920,902	B2 *	4/2011	Carroll	.....	H04M 1/6066 381/74
D669,881	S *	10/2012	Clements	.....	D14/205

(Continued)

*Primary Examiner* — Paula Greene

(74) *Attorney, Agent, or Firm* — NSIP Law

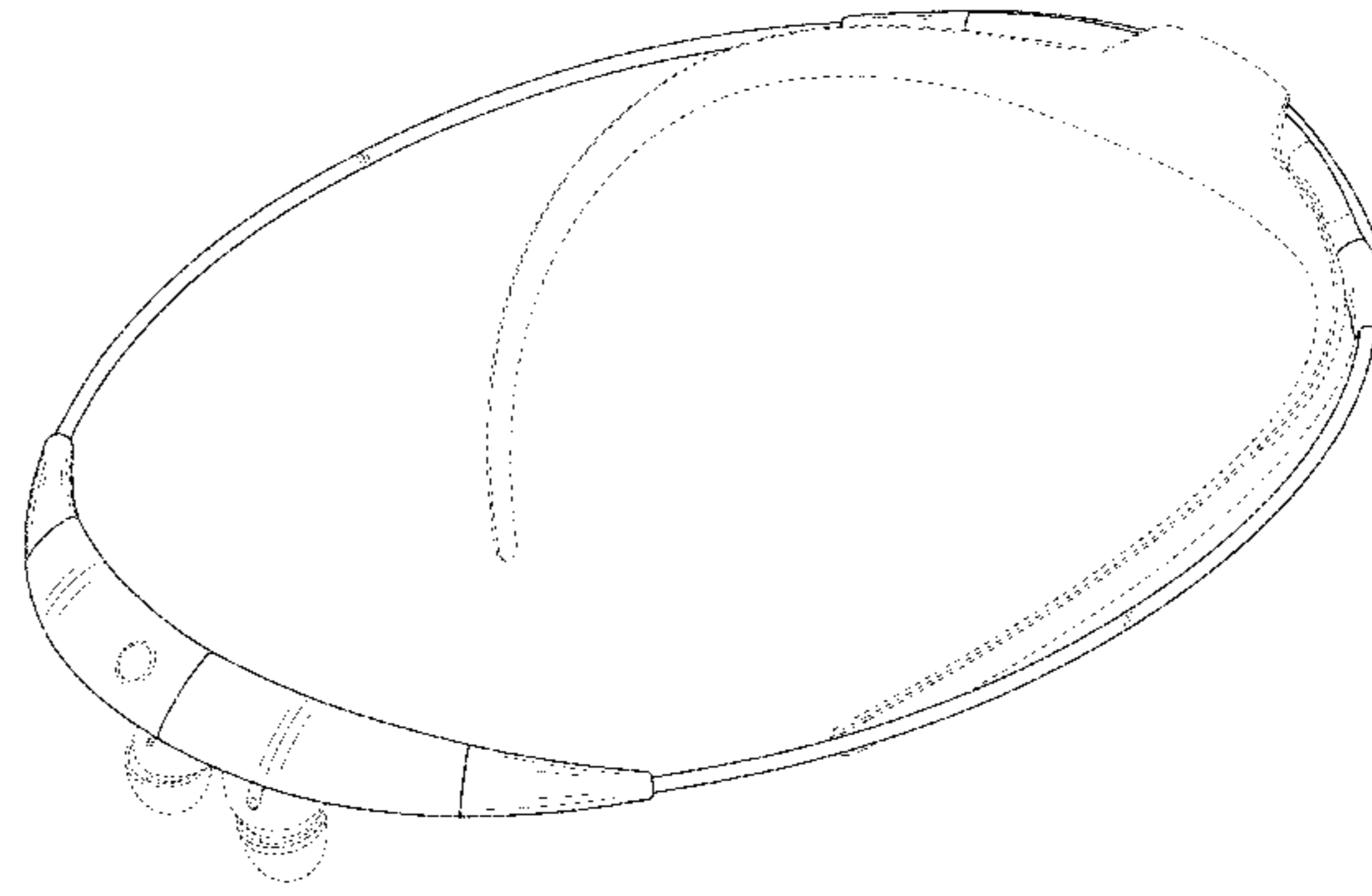
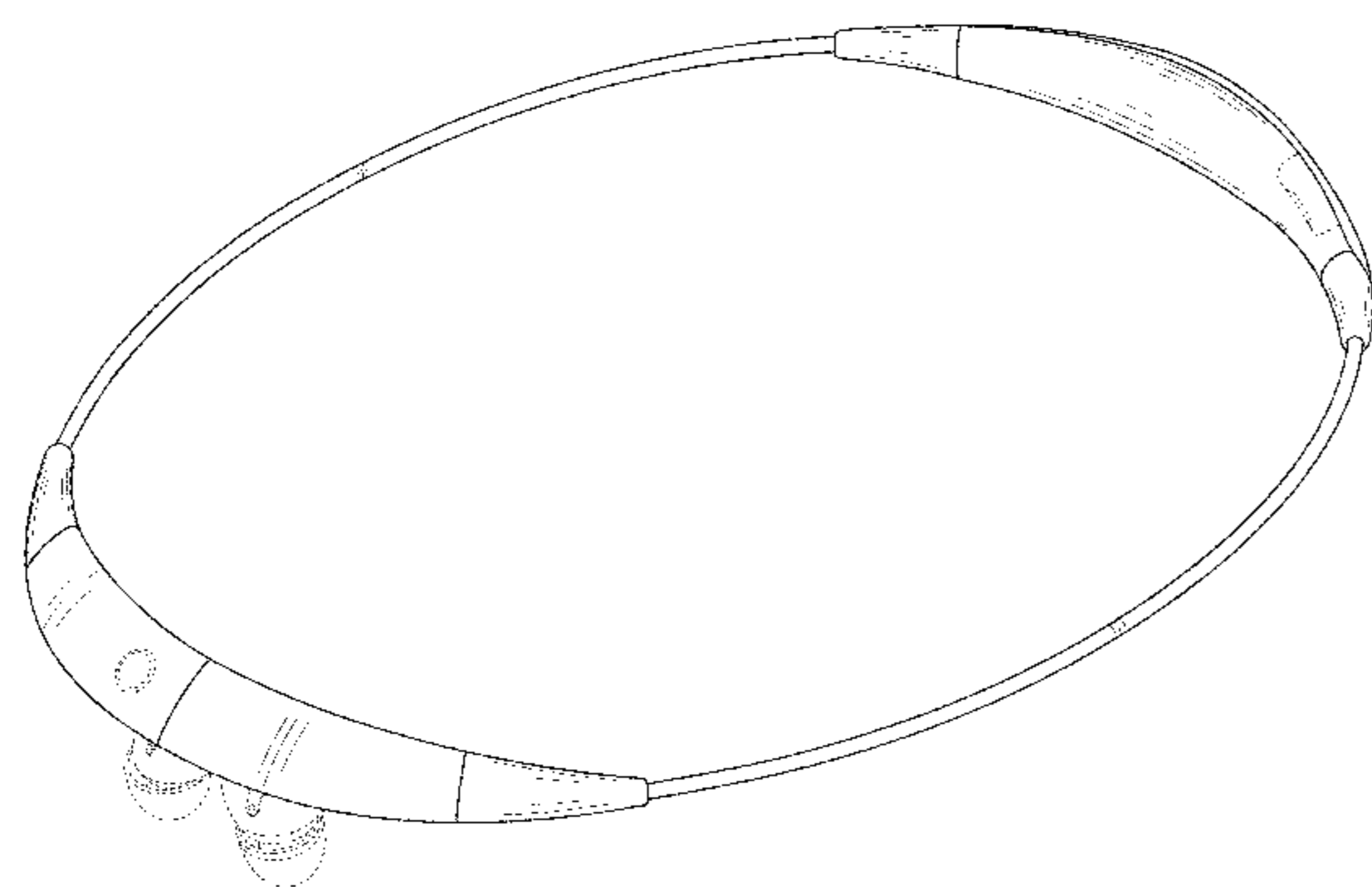
(57) **CLAIM**

We claim the ornamental design for a headset, as shown and described.

**DESCRIPTION**

FIG. 1 is a front perspective view of a headset showing our new design;  
FIG. 2 is a front view thereof;  
FIG. 3 is a rear view thereof;  
FIG. 4 is a left-side view thereof;  
FIG. 5 is a right-side view thereof;  
FIG. 6 is a top view thereof;  
FIG. 7 is a bottom view thereof;  
FIG. 8 is a second front perspective view in an alternate position thereof; and,  
FIG. 9 is a third front perspective view thereof showing an example environment.  
The broken lines in the figures show portions of the headset which form no part of the claimed design. The broken lines in FIG. 9 show portions of an example headrest which form no part of the claimed design.

**1 Claim, 7 Drawing Sheets**



(56)

**References Cited**

U.S. PATENT DOCUMENTS

D678,858 S *	3/2013	Feng	.....	D14/205	D739,378 S *	9/2015	Chung	.....	D14/205
8,433,082 B2 *	4/2013	Abolfathi	.....	H04R 1/46 381/151	D739,379 S *	9/2015	Lee	.....	D14/205
D703,634 S *	4/2014	Han	.....	D14/205	D742,357 S *	11/2015	Chung	.....	D14/205
D706,745 S *	6/2014	Nakagawa	.....	D14/205	D743,933 S *	11/2015	Park	.....	D14/205
D716,759 S *	11/2014	Ha	.....	D14/205	D746,259 S *	12/2015	Lee	.....	D14/205
D721,673 S *	1/2015	Park	.....	D14/205	2006/0088171 A1 *	4/2006	Yeh	.....	H04R 5/0335 381/74
D724,559 S *	3/2015	Reaux	.....	D14/205	2011/0170702 A1 *	7/2011	Bays	.....	H04R 5/0335 381/74
D731,999 S *	6/2015	Cepress	.....	D14/205	2013/0329903 A1 *	12/2013	Ting	.....	H04R 1/105 381/74
D738,850 S *	9/2015	Chung	.....	D14/205	2014/0185837 A1 *	7/2014	Kunimoto	.....	H04R 1/1075 381/151

\* cited by examiner

FIG. 1

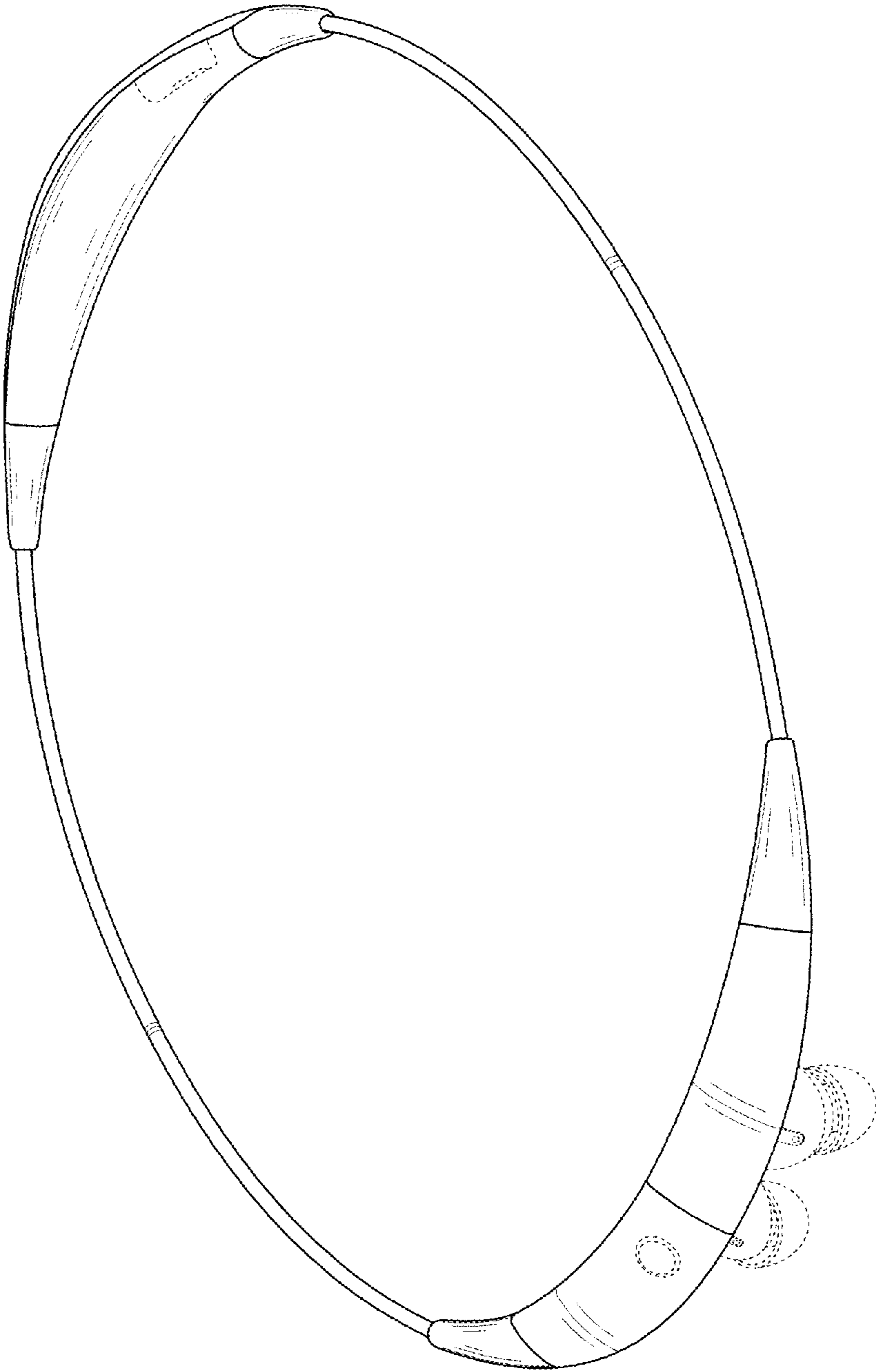


FIG. 2

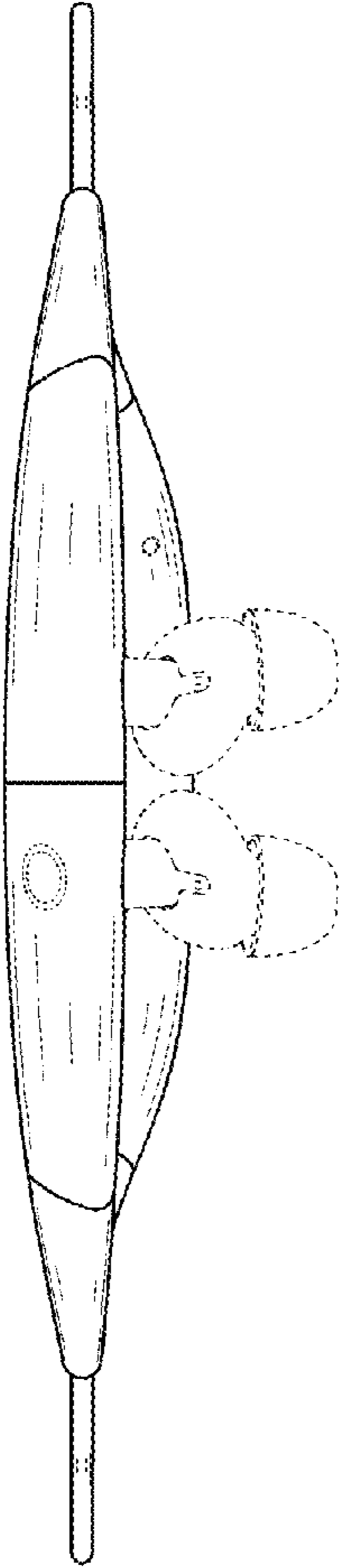


FIG. 3

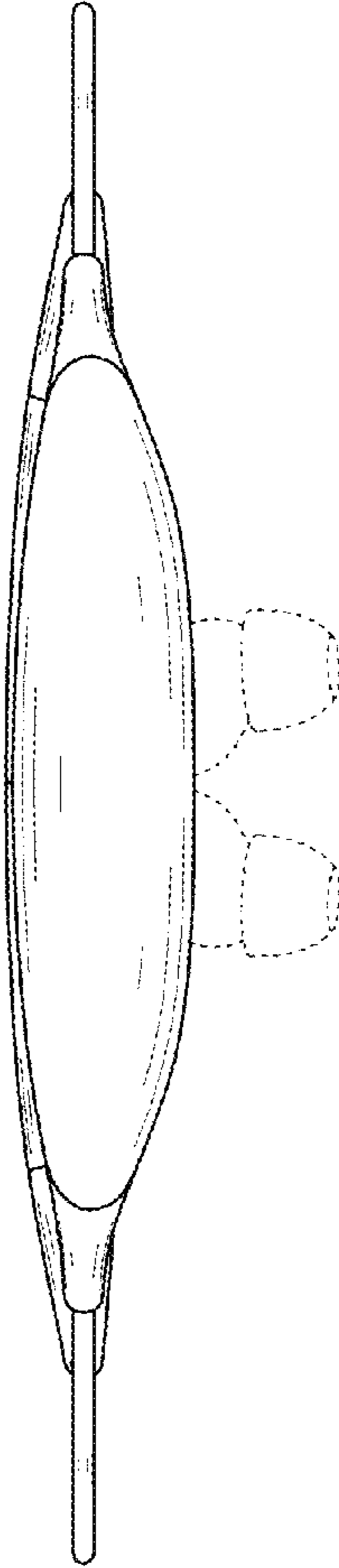


FIG. 4

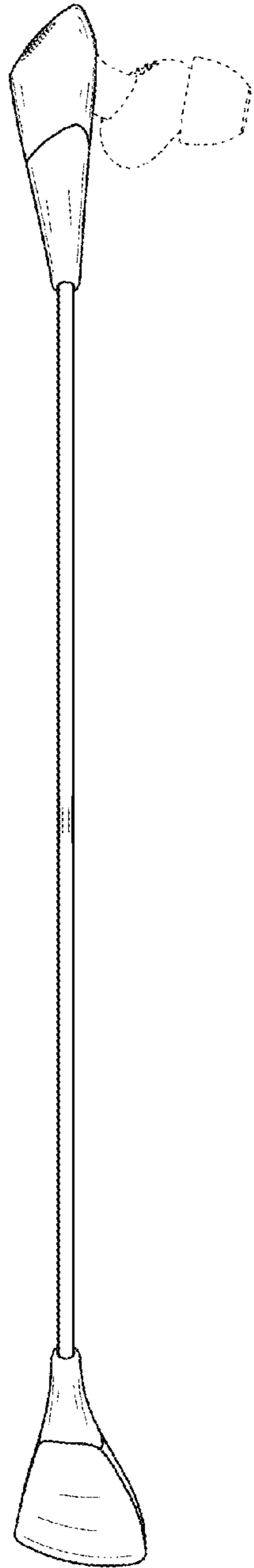


FIG. 5

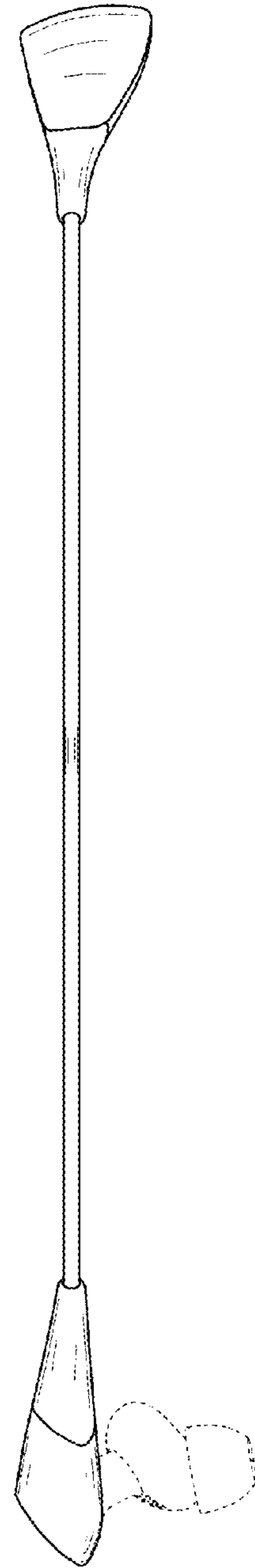


FIG. 6

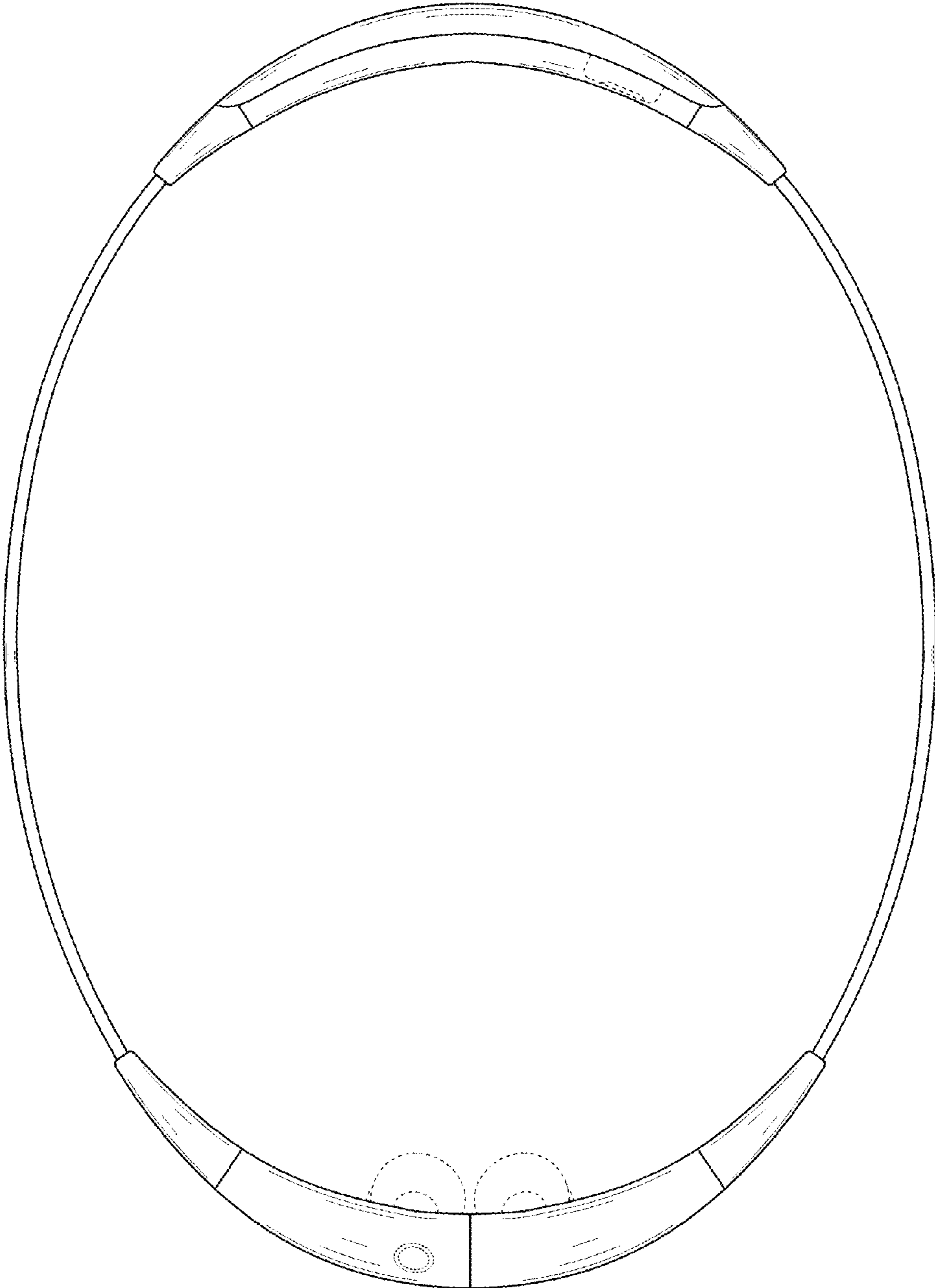


FIG. 7

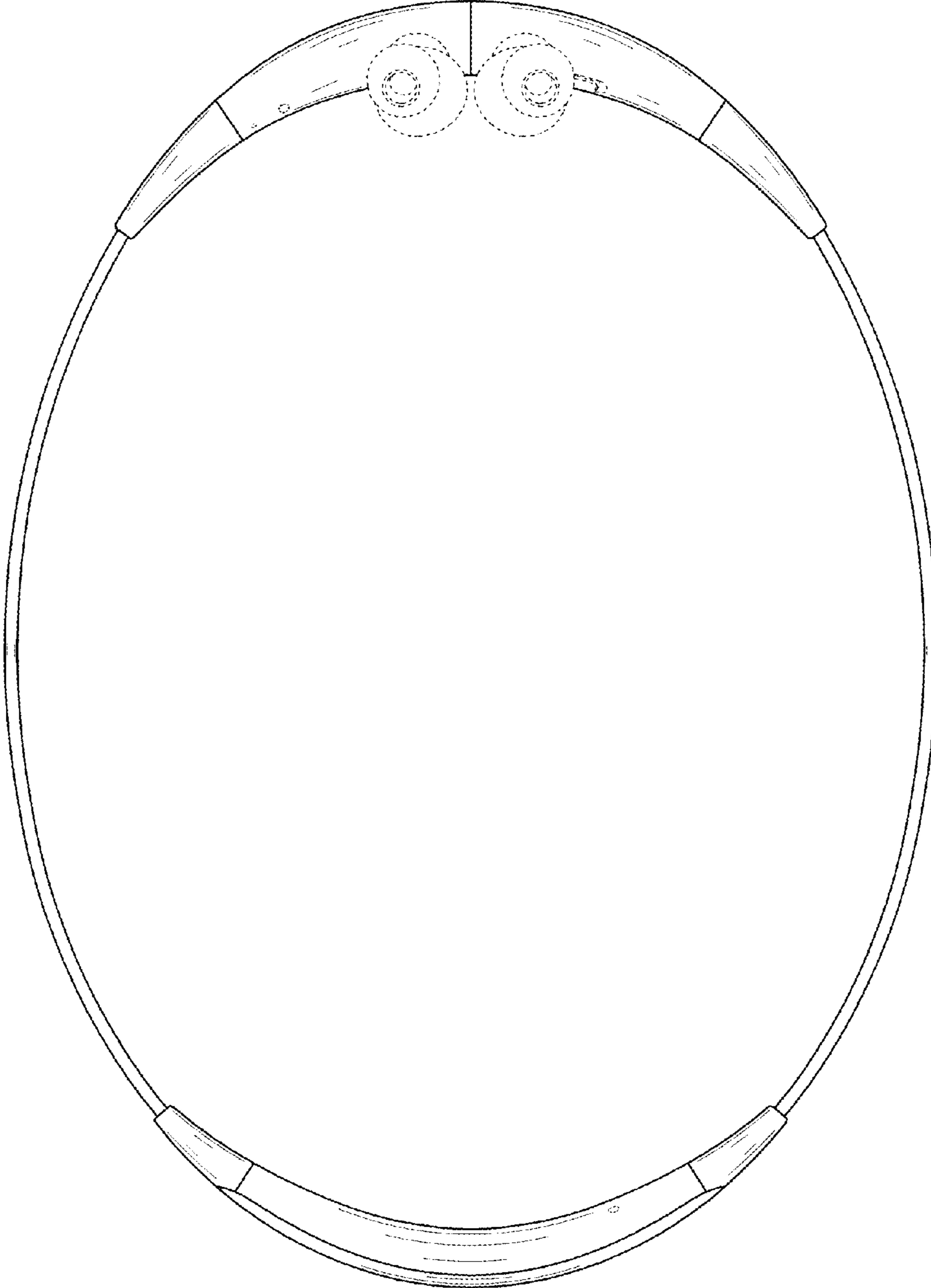


FIG. 8

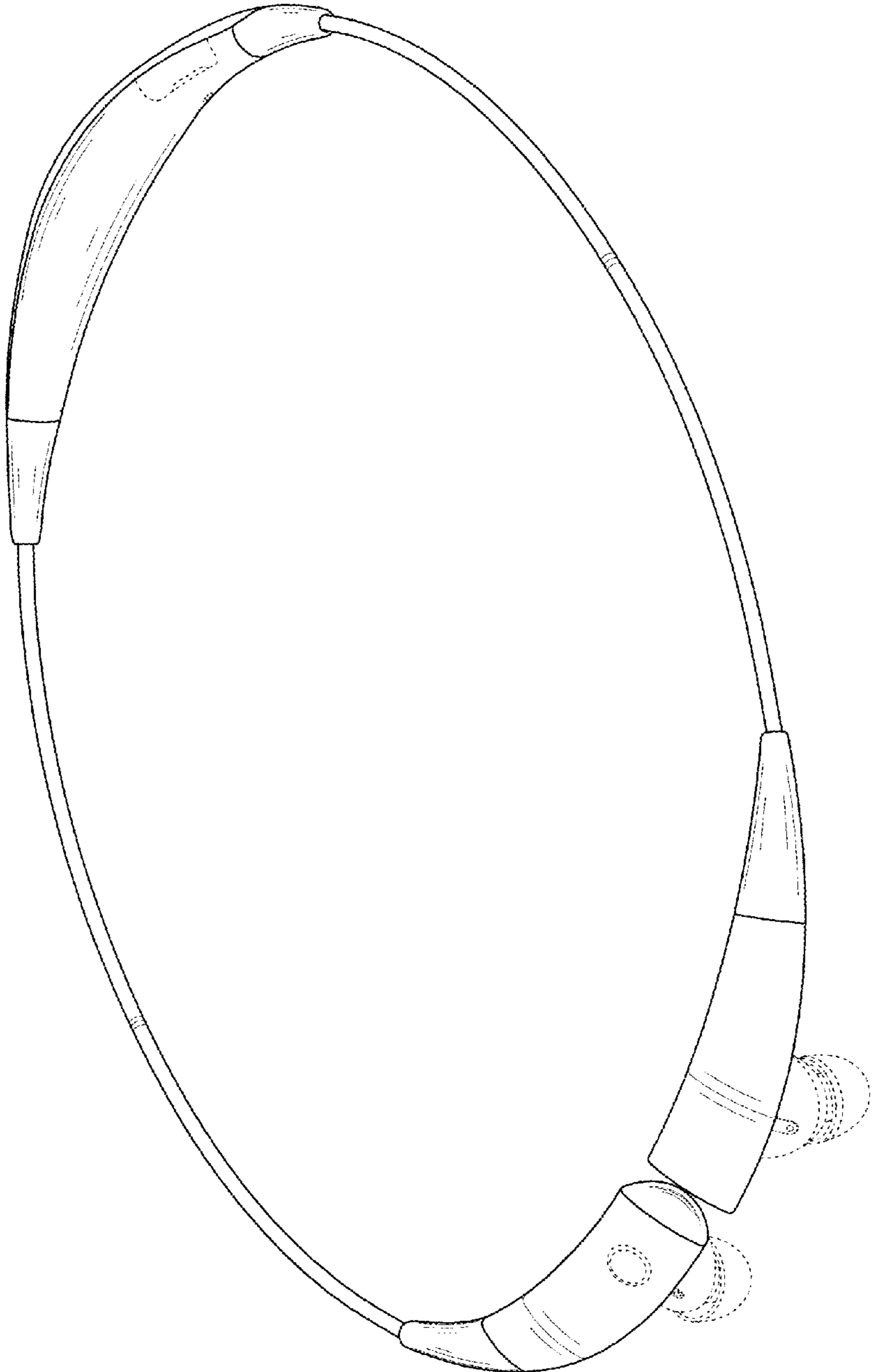




FIG. 9

