



US00D758333S

(12) **United States Design Patent**
Aarras et al.

(10) **Patent No.:** **US D758,333 S**
(45) **Date of Patent:** **** Jun. 7, 2016**

(54) **HANDSET**

(71) Applicant: **Nokia Corporation**, Espoo (FI)

(72) Inventors: **Mikko Aarras**, Helsinki (FI); **Jutta Johansson**, Helsinki (FI); **Harri Vuolle**, Pirkkala (FI)

(73) Assignee: **MICROSOFT MOBILE OY**, Espoo (FI)

(**) Term: **14 Years**

(21) Appl. No.: **29/480,251**

(22) Filed: **Jan. 24, 2014**

(51) **LOC (10) Cl.** **14-03**

(52) **U.S. Cl.**

USPC **D14/138 G**

(58) **Field of Classification Search**

USPC D14/138 G, 138 AC, 138 AD, 138 R, D14/203.1, 203.3, 203.5, 203.7, 218, 240, D14/248, 257, 250, 341, 441, 443, 496; D21/517, 329, 331; D13/168; D10/65, D10/78; 455/575.1, 556.1, 556.2, 575.3, 455/575.4; 379/433.01, 433.04; 361/679.3, 361/679.56; 24/264 WS, 265 H; 273/457

CPC H04M 1/02; H04M 1/0202-1/035; H04M 1/0235; H04M 1/0237; H04M 1/0239; H04M 2250/22

See application file for complete search history.

(56) **References Cited**

U.S. PATENT DOCUMENTS

D624,896 S * 10/2010 Park D14/138 G
D653,641 S * 2/2012 Chen D14/138 G
D680,512 S 4/2013 Lu et al.
D702,680 S * 4/2014 Andre D14/341
D720,713 S * 1/2015 Huang D14/138 G
D736,735 S * 8/2015 Ishii D14/138 G
D738,844 S * 9/2015 Lee D14/138 AD

D742,348 S * 11/2015 Park D14/138 G
D742,847 S * 11/2015 Ryu D14/138 G
D744,450 S * 12/2015 Kim D14/138 G
2015/0245514 A1* 8/2015 Choung G06K 9/00006
361/749
2016/0007495 A1* 1/2016 McKittrick H05K 7/02
361/679.56

FOREIGN PATENT DOCUMENTS

KR 30-0708630 9/2013
TW D160278 5/2014

OTHER PUBLICATIONS

Apple iPhone 3GS, announced Jun. 2009, [online], [site visited Jan. 13, 2016]. Available from Internet, <URL: http://www.gsmarena.com/apple_iphone_3gs-2826.php>.*

Office Action in corresponding Taiwanese Application No. 103304340 issued on Nov. 24, 2014, 8 pages.

* cited by examiner

Primary Examiner — Rosemary K Tarcza

Assistant Examiner — Sanjeev Paul

(74) *Attorney, Agent, or Firm* — Banner & Witcoff, Ltd.

(57) **CLAIM**

The ornamental design for a handset, as shown and described.

DESCRIPTION

FIG. 1 is a perspective front view of a handset showing our new design;

FIG. 2 is a front view thereof;

FIG. 3 is a rear view thereof;

FIG. 4 is a right side view thereof;


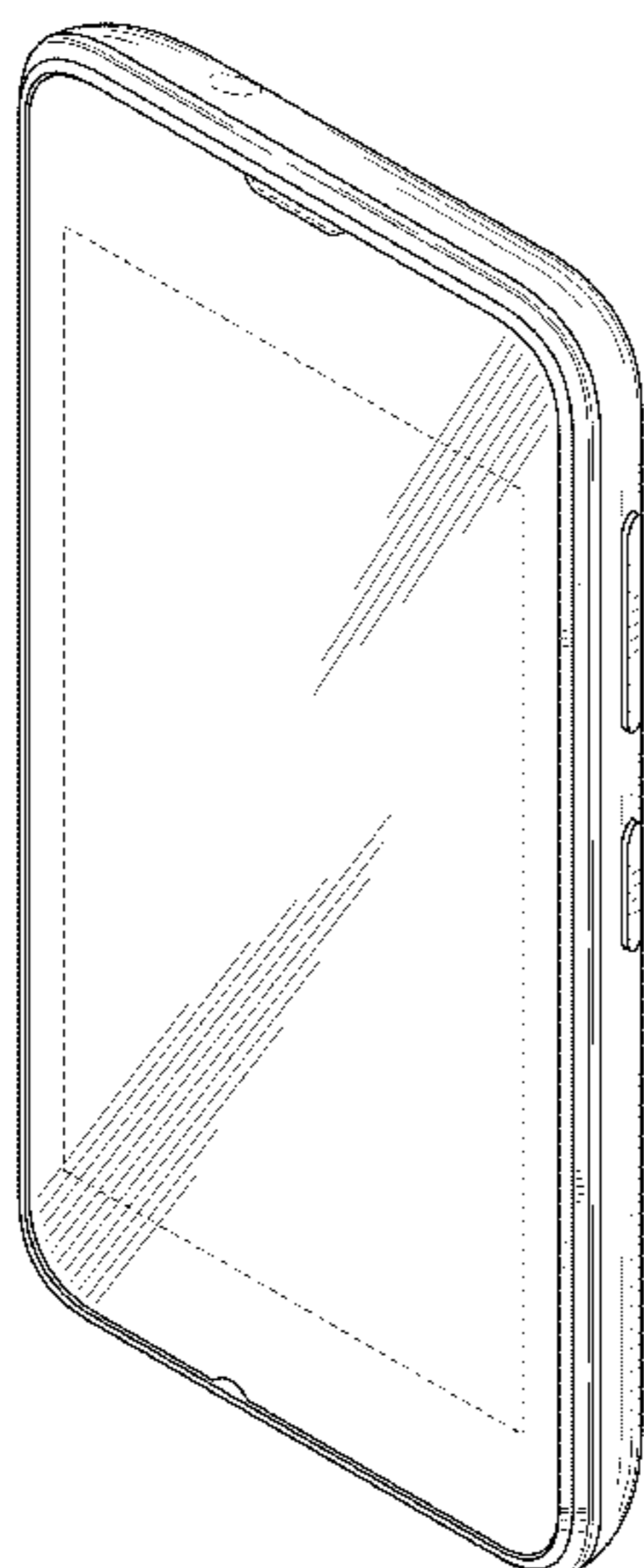
FIG. 5 is a left side view thereof;

FIG. 6 is a top thereof; and,

FIG. 7 is a bottom view thereof.

The broken lines of the handset in FIGS. 1-7 are for environmental purposes only and form no part of the claimed design.

1 Claim, 5 Drawing Sheets



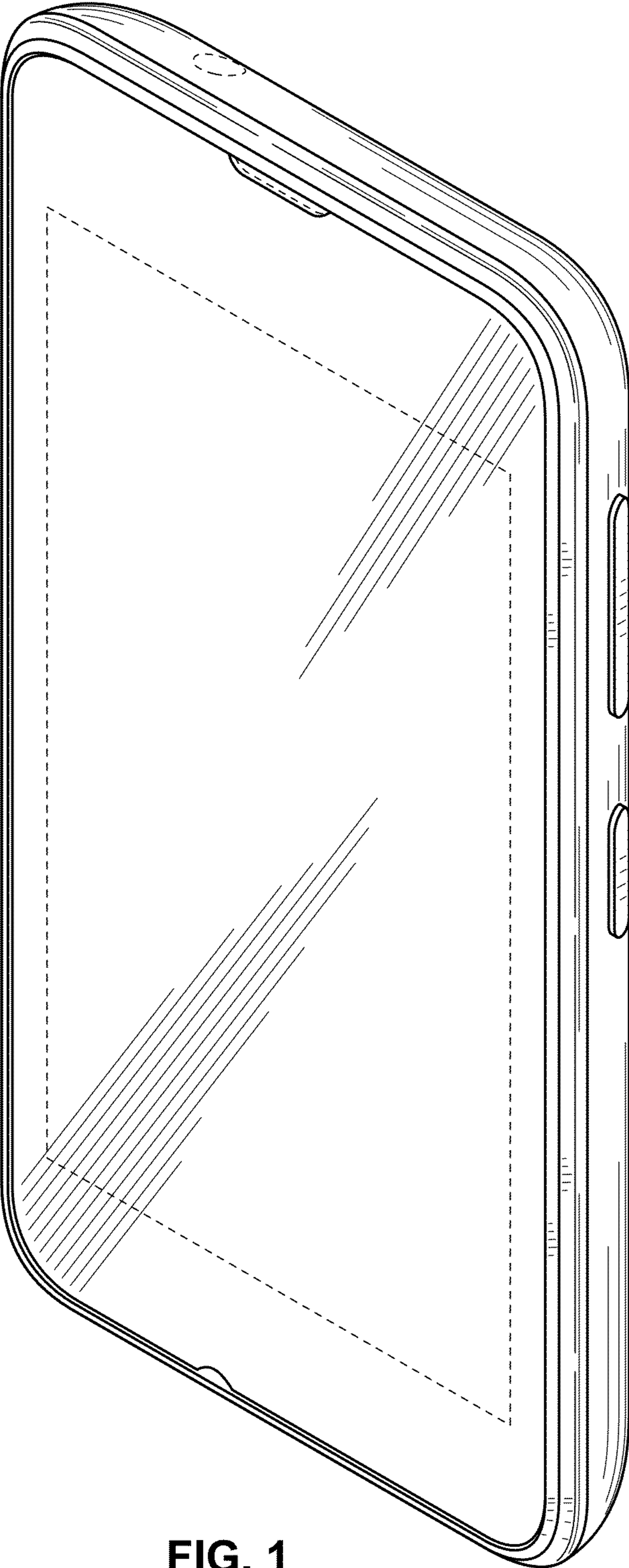


FIG. 1




FIG. 2

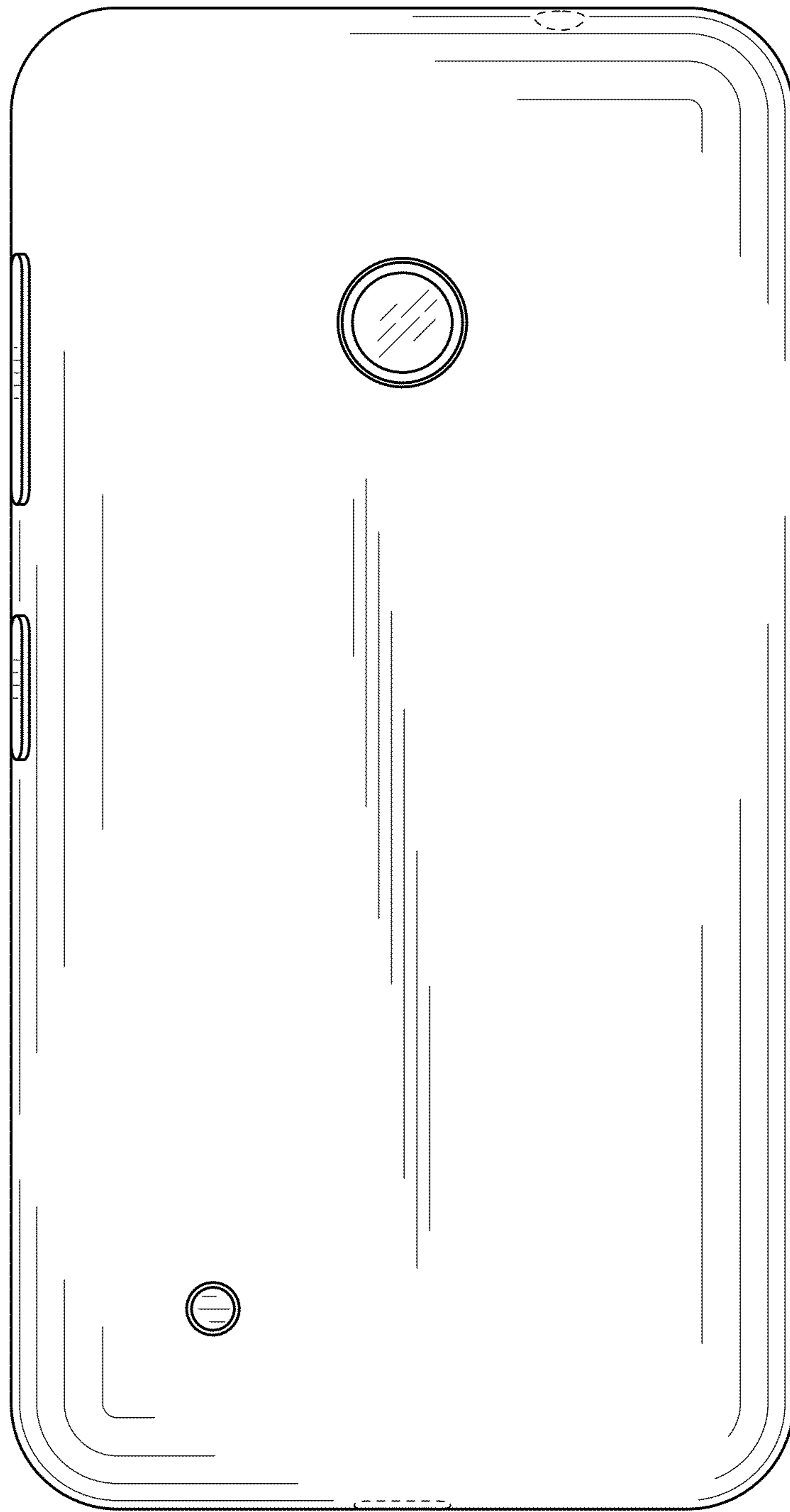


FIG. 3

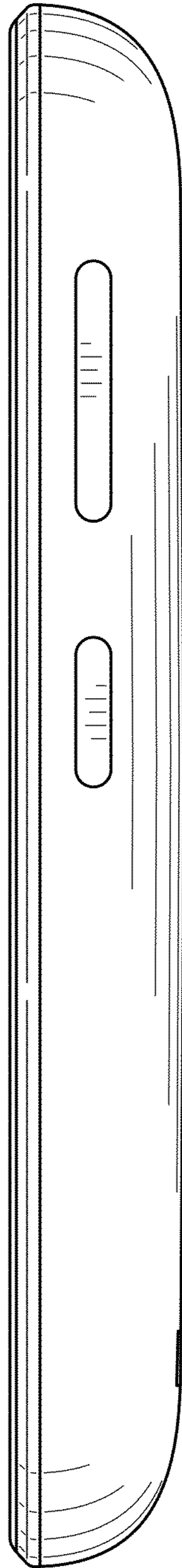


FIG. 4




FIG. 5




FIG. 6

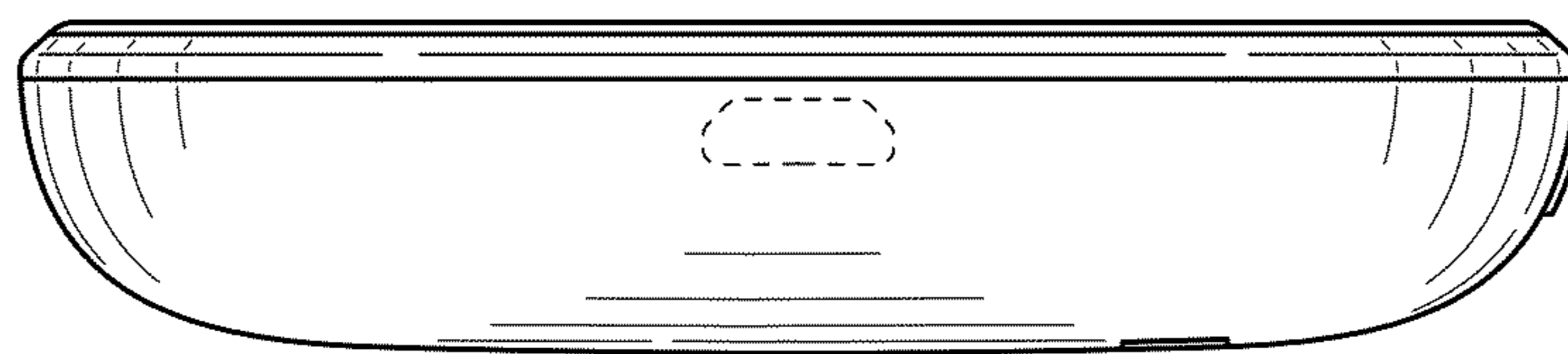


FIG. 7