



US00D758302S

(12) **United States Design Patent**
Walker

(10) **Patent No.:** **US D758,302 S**
(45) **Date of Patent:** **** Jun. 7, 2016**

(54) **RECHARGEABLE BATTERY UNIT**

(56) **References Cited**

(71) Applicant: **Deben Group Industries Limited**,
Melton, Woodbridge (GB)
(72) Inventor: **Stephen Andrew Walker**, Ipswich (GB)
(73) Assignee: **Deben Group Industries Limited**,
Woodbridge (GB)
(**) Term: **14 Years**
(21) Appl. No.: **29/518,564**
(22) Filed: **Feb. 25, 2015**
(30) **Foreign Application Priority Data**

U.S. PATENT DOCUMENTS

D538,803	S	*	3/2007	Chen	D14/348
D684,916	S	*	6/2013	Ashida	D12/332
D691,608	S	*	10/2013	Samuels	D14/434
D699,177	S	*	2/2014	Higashi	D13/103
D706,865	S	*	6/2014	Kumagai	D18/11
D728,477	S	*	5/2015	Meyer	D13/107
D730,280	S	*	5/2015	Koebler	D13/107
D733,043	S	*	6/2015	Hasbrook	D13/103
D742,315	S	*	11/2015	Dang	D13/110
D743,333	S	*	11/2015	Nomi	D13/108
D744,948	S	*	12/2015	Pronk	D13/110
2008/0231225	A1	*	9/2008	Lin	H01L 31/02021 320/101
2008/0241675	A1	*	10/2008	Enari	H01M 2/105 429/179
2015/0094123	A1	*	4/2015	Yeiser, IV	H04B 1/3888 455/573

Sep. 3, 2014 (EM) 002530675-0001

(51) **LOC (10) Cl.** **13-02**
(52) **U.S. Cl.**
USPC **D13/103**

(58) **Field of Classification Search**
USPC D13/102-110, 118-119, 184, 199;
D14/356, 432, 251, 253, 434;
320/107-115, 135, 138, 140, 103-105
CPC Y02E 60/12; Y02E 60/122; Y02E 60/124;
Y02E 60/50; H01M 2/02; H01M 2/022;
H01M 2/0202; H01M 2/0207; H01M 2/0212;
H01M 2/1061; H01M 2/1022; H01M 2/1055;
H01M 2/1066; H01M 2/105; H01M 2/204;
H01M 2/20; H01M 2/202; H01M 2/206;
H01M 10/4257; H01M 10/0436; H01M 10/48;
H01M 10/44; H01M 10/46; H01M 10/465;
H01M 10/482; H01M 2200/30; H01M
2250/30; H01M 2250/40; H02J 7/00; H02J
7/0003; H02J 7/0011; H02J 7/0013; H02J
7/0054; H02J 7/0055; H02J 7/0057; H02J
2007/0062

See application file for complete search history.

* cited by examiner

Primary Examiner — Deanna L Pratt
Assistant Examiner — Sanjeev Paul
(74) *Attorney, Agent, or Firm* — Hayes Soloway, P.C.

(57) **CLAIM**
I claim the ornamental design for a rechargeable battery unit,
as shown and described.

DESCRIPTION

FIG. 1 is a perspective view of a rechargeable battery unit showing the new design;
FIG. 2 is a front view of a rechargeable battery unit thereof;
FIG. 3 is a back view of a rechargeable battery unit thereof;
FIG. 4 is a left side view of a rechargeable battery unit thereof;
FIG. 5 is a right side view of a rechargeable battery unit thereof;
FIG. 6 is a top plan view of a rechargeable battery unit thereof;
and,
FIG. 7 is a bottom view of a rechargeable battery unit thereof.

1 Claim, 7 Drawing Sheets






FIG 1




FIG 2




FIG 3




FIG 4




FIG 5




FIG 6




FIG 7