



US00D758295S

(12) **United States Design Patent**
Oji

(10) **Patent No.:** **US D758,295 S**
(45) **Date of Patent:** **** Jun. 7, 2016**

(54) **TIRE FOR AUTOMOBILE**
(71) Applicant: **The Goodyear Tire & Rubber Company, Akron, OH (US)**
(72) Inventor: **Takuya Oji, Hyogo (JP)**
(73) Assignee: **The Goodyear Tire & Rubber Company, Akron, OH (US)**
(**) Term: **14 Years**
(21) Appl. No.: **29/492,169**
(22) Filed: **May 29, 2014**
(30) **Foreign Application Priority Data**
Dec. 3, 2013 (JP) 2013-028310
(51) **LOC (10) Cl.** **12-15**
(52) **U.S. Cl.**
USPC **D12/601**

(58) **Field of Classification Search**
USPC D12/536, 559, 561, 568-605, 512, 519, D12/522, 537-538, 542, 544, 551, 552, 554, D12/563; D7/588, 396.4, 396.5; 152/523, 152/524, 525, 555, 209.1-209.9, 152/209.11-209.19, 209.21-209.28, 455
CPC B60C 13/00; B60C 13/001; B60C 13/02; B60C 1/0025; B60C 11/03; B60C 11/0304; B60C 11/1218; B60C 11/1236; B60C 11/1281; B60C 2011/1213; B60C 2200/06; B60C 1/00
See application file for complete search history.

(56) **References Cited**
U.S. PATENT DOCUMENTS
D301,855 S * 6/1989 Ono D12/590
D380,427 S * 7/1997 Hubbell, Jr. D12/590
D409,532 S * 5/1999 Heinen D12/586
D409,533 S * 5/1999 Graas D12/601
D423,424 S 4/2000 Ikeda D12/147
D436,331 S 1/2001 Hanya D12/147

D451,854 S 12/2001 Hanya D12/147
D470,102 S 2/2003 Shirouzu D12/585
D480,352 S * 10/2003 Dixon D12/601
D481,991 S 11/2003 Graas et al. D12/585
D483,007 S * 12/2003 Brayer D12/588
D500,009 S 12/2004 Okubo D12/586
D525,191 S 7/2006 Okubo D12/550
D554,053 S * 10/2007 Feider D12/588
D559,774 S 1/2008 Kurata D12/585
D579,865 S 11/2008 Matsuyama et al. D12/586
D579,866 S 11/2008 Ohkubo D12/586
D581,350 S 11/2008 Froger D12/585
D584,680 S * 1/2009 Hutz D12/586
D593,937 S 6/2009 Maxwell et al. D12/588
D595,220 S 6/2009 Maxwell D12/590
D610,970 S * 3/2010 You D12/590
D613,237 S 4/2010 Mukai D12/585
D613,240 S 4/2010 Mukai D12/590
D645,808 S 9/2011 Takemoto D12/585
D659,633 S 5/2012 Bindner et al. D12/521
D665,730 S 8/2012 Yoshimura D12/584
D667,363 S 9/2012 Kudo D12/584
D669,024 S * 10/2012 Oji D12/590
D708,564 S * 7/2014 Wang D12/521
D732,466 S * 6/2015 Ma D12/590
D746,226 S * 12/2015 Tian D12/601

* cited by examiner
Primary Examiner — Garth Rademaker
Assistant Examiner — Katie Mroczka
(74) *Attorney, Agent, or Firm* — Robert N. Lipscik

(57) **CLAIM**
The ornamental design for a tire for automobile, as shown and described.

DESCRIPTION

FIG. 1 is a perspective view of a tire for automobile showing my new design, it being understood that the pattern repeats uniformly throughout the circumference of the tread; FIG. 2 is a front elevational view thereof; FIG. 3 is a right side elevational view thereof; the opposite side elevational view being identical thereto; and, FIG. 4 is an enlarged fragmentary front elevational view thereof.

1 Claim, 4 Drawing Sheets






FIG 1




FIG 2




FIG 3




FIG 4