



US00D758294S

(12) **United States Design Patent**  
**Ochi**

(10) **Patent No.:** **US D758,294 S**  
(45) **Date of Patent:** **\*\* Jun. 7, 2016**

(54) **TREAD PORTION OF AN AUTOMOBILE TIRE**

(71) Applicant: **BRIDGESTONE CORPORATION**,  
Chuo-ku, Tokyo (JP)

(72) Inventor: **Naoya Ochi**, Chuo-ku (JP)

(73) Assignee: **BRIDGESTONE CORPORATION**,  
Tokyo (JP)

(\*\*) Term: **14 Years**

(21) Appl. No.: **29/489,524**

(22) Filed: **Apr. 30, 2014**

(30) **Foreign Application Priority Data**

Nov. 1, 2013 (JP) ..... 2013-025698

(51) **LOC (10) Cl.** ..... **12-15**

(52) **U.S. Cl.**  
USPC ..... **D12/594**

(58) **Field of Classification Search**  
USPC ..... D12/568-603, 605  
CPC ..... B60C 11/0306; B60C 11/0309; B60C  
2011/0346; B60C 11/0304; B60C 11/0332;  
B60C 11/042; B60C 2011/0372; B60C  
2011/0374; B60C 11/1236; B60C 11/1392;  
B60C 2011/0341; B60C 11/0302; B60C  
11/11; B60C 2011/0365; B60C 2011/0381;  
B60C 11/032; B60C 11/1369; B60C  
2011/0348; B60C 2011/0353; B60C  
2011/0369; B60C 2011/0388; Y10S 152/902;  
Y10S 152/03

See application file for complete search history.

(56) **References Cited**

U.S. PATENT DOCUMENTS

D364,134 S	*	11/1995	Himuro .....	D12/595
D645,399 S	*	9/2011	Kiwaki .....	D12/602
D656,892 S	*	4/2012	Ochi .....	D12/594
D669,424 S	*	10/2012	Ochi .....	D12/594

\* cited by examiner

*Primary Examiner* — Manpreet Matharu

*Assistant Examiner* — Mojtaba Tehrani

(74) *Attorney, Agent, or Firm* — Sughrue Mion, PLLC

(57) **CLAIM**

The ornamental design for a tread portion of an automobile tire, as shown and described.

**DESCRIPTION**

FIG. 1 is a perspective view of the tread portion of an automobile tire showing my new design, it being understood that the pattern repeats uniformly throughout the circumference of the tread;

FIG. 2 is a front view thereof;

FIG. 3 is a top view thereof;


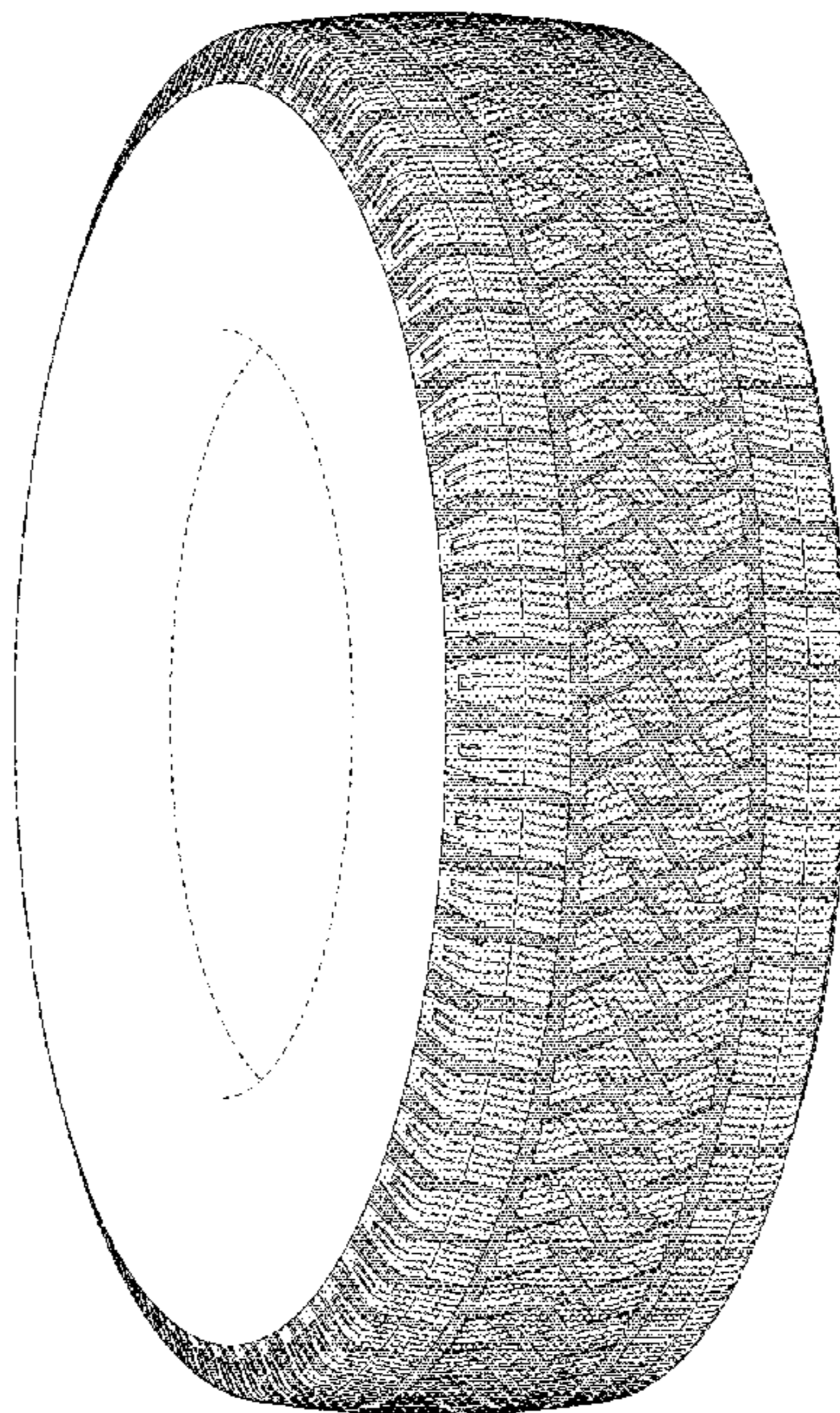
FIG. 4 is a right side view thereof; the opposite side being identical thereto;

FIG. 5 is a fragmentary enlarged front view showing the details of the tread portion thereof;

FIG. 6 is a section view taken along line 6-6 in FIG. 5; and, FIG. 7 is a section view taken along line 7-7 in FIG. 5.

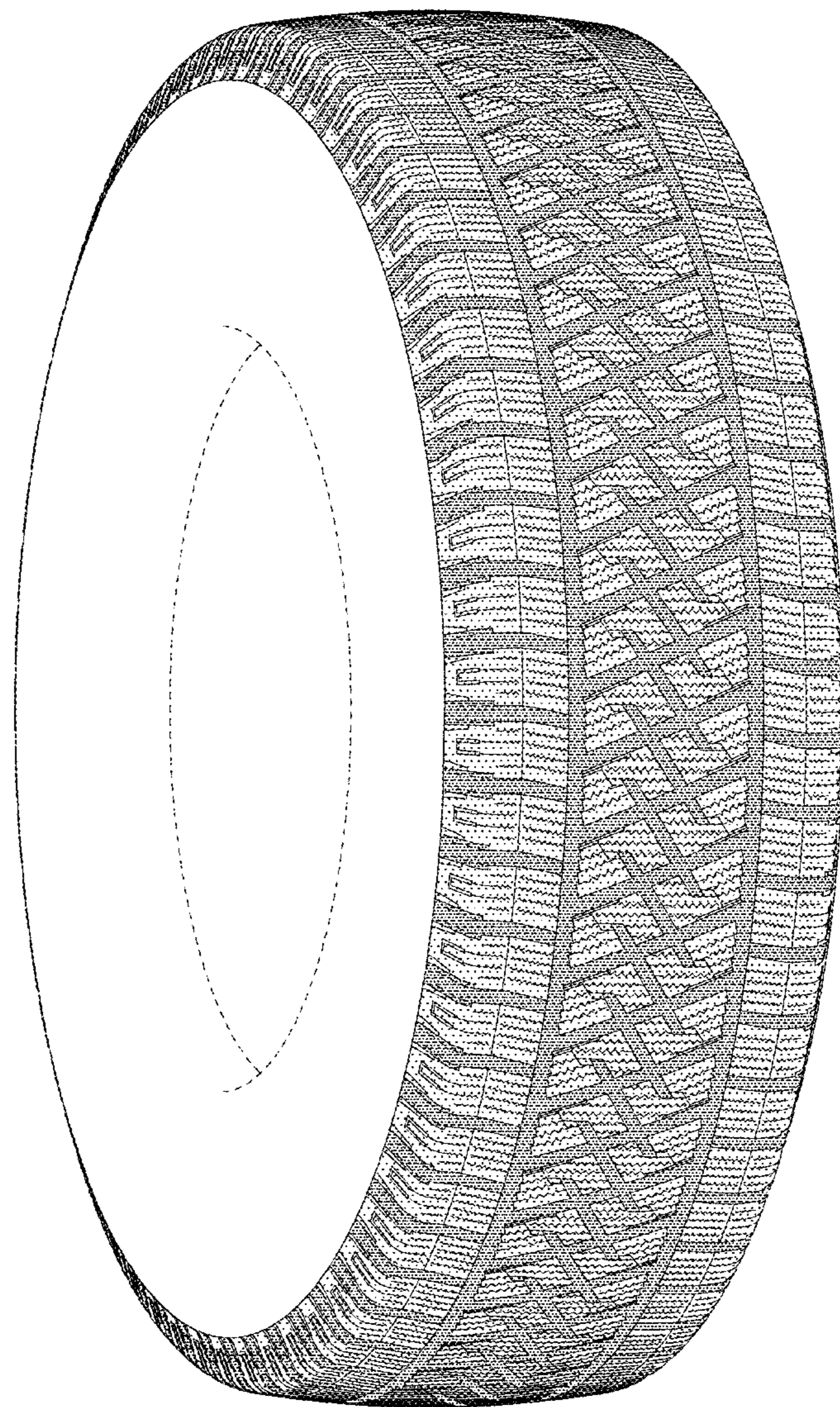
Broken lines are used to show portions of the tire that are not being claimed, and thus form no part of the claimed invention.

**1 Claim, 7 Drawing Sheets**






*FIG. 1*






*FIG. 2*

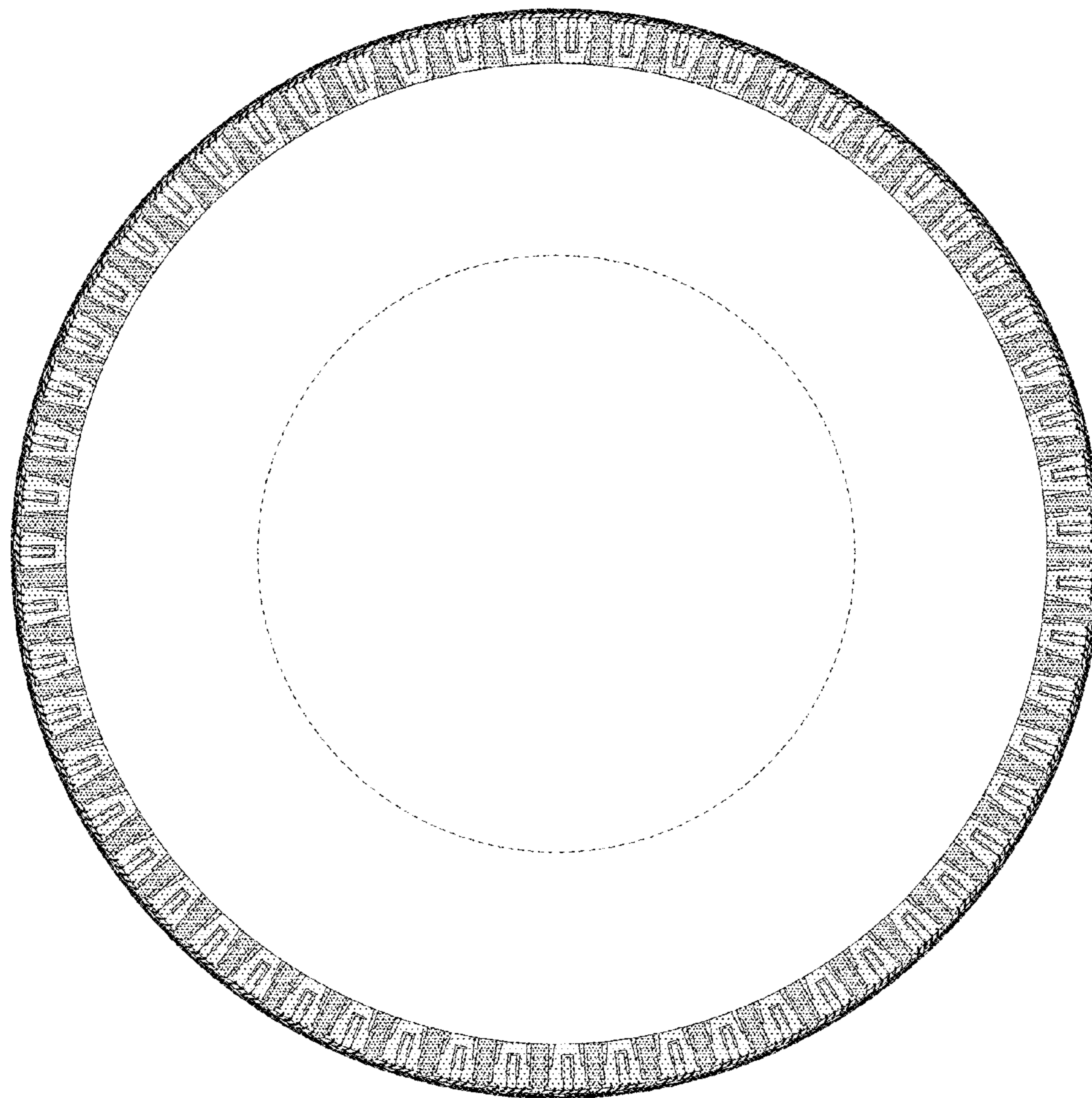




*FIG. 3*




*FIG. 4*






*FIG. 5*



*FIG. 6*



*FIG. 7*

