



US00D758286S

(12) **United States Design Patent**
Hye et al.

(10) **Patent No.:** **US D758,286 S**
(45) **Date of Patent:** **** Jun. 7, 2016**

(54) **TIRE TREAD**

(56) **References Cited**

(71) Applicants: **COMPAGNIE GENERALE DES ESTABLISSEMENTS MICHELIN**, Clermont-Ferrand (FR); **MICHELIN RECHERCHE ET TECHNIQUE S.A.**, Granges-Paccot (CH)

(72) Inventors: **Yann Hye**, Clermont-Ferrand (FR); **Michel Montarras**, Clermont-Ferrand (FR); **Helene Emorine**, Clermont-Ferrand (FR)

(73) Assignees: **COMPAGNIE GENERALE DES ESTABLISSEMENTS**, Michelin (FR); **MICHELIN RECHERCHE ET TECHNIQUE S.A.** (CH)

(**) Term: **14 Years**

(21) Appl. No.: **29/508,545**

(22) Filed: **Nov. 7, 2014**

(30) **Foreign Application Priority Data**

May 9, 2014 (FR) 14 2108

(51) **LOC (10) Cl.** **12-15**

(52) **U.S. Cl.**
USPC **D12/544**

(58) **Field of Classification Search**
USPC D12/533-567; 152/209.1, 209.8, 152/209.18, 209.25, 209.28
CPC .. B60C 11/0302; B60C 11/03; B60C 11/042; B60C 11/12; B60C 2011/0374
See application file for complete search history.

U.S. PATENT DOCUMENTS

4,726,407	A *	2/1988	Hayakawa et al.	152/209.18
5,131,443	A	7/1992	Kuhr et al.	
D355,876	S	2/1995	Diensthuber et al.	
D360,861	S	8/1995	Graas et al.	
D361,966	S	9/1995	Graas et al.	
D370,880	S *	6/1996	Graas	D12/563
D379,449	S	5/1997	Graas et al.	
D390,512	S	2/1998	Eromaki	
D426,855	S *	6/2000	Niwa et al.	D12/563
D454,523	S	3/2002	Traulle	
D491,516	S	6/2004	Miller et al.	

(Continued)

FOREIGN PATENT DOCUMENTS

EP	0609194	A1	8/1994
FR	06/2978		12/2006

(Continued)

Primary Examiner — George D Kirschbaum
Assistant Examiner — Jennifer Watkins
(74) *Attorney, Agent, or Firm* — Dickinson Wright PLLC

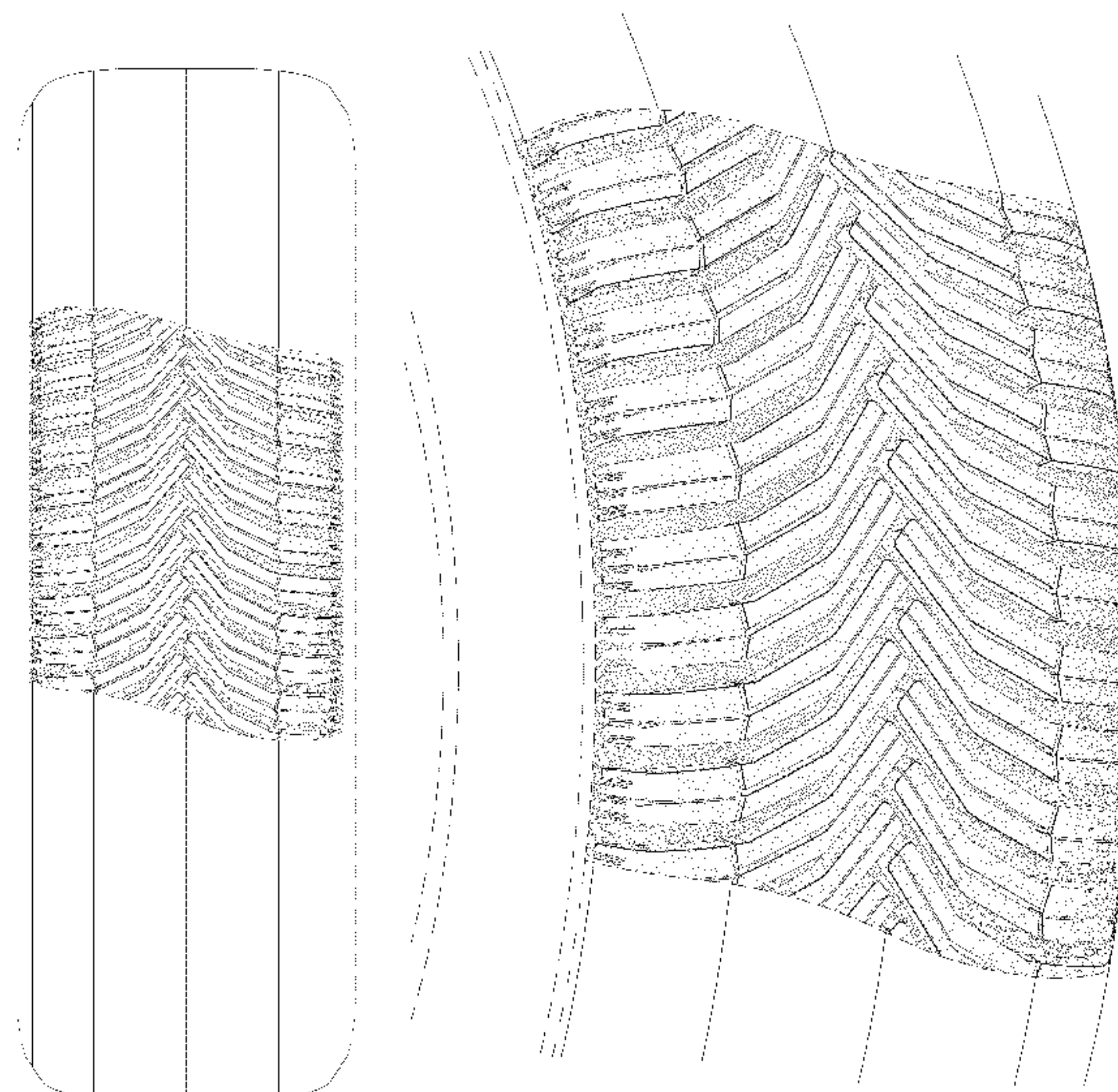
(57) **CLAIM**

The ornamental design for a tire tread, as shown and described.

DESCRIPTION

FIG. 1 is a perspective view of the tire tread of our design; FIG. 2 is a front view of the tread of our design; FIG. 3 is a side elevational view of the tire tread of our design; FIG. 4 is a side elevational view of the tire tread of our design, taken from the opposite side shown in FIG. 3; and, FIG. 5 is an enlarged, partial view of FIG. 1. In the drawings, the broken lines depict environmental subject matter that forms no part of the claimed design. The dash-dot lines represent the peripheral boundary between the claimed tire tread and the unclaimed sidewall. The tread pattern is understood to repeat uniformly throughout the circumference of the tire, as shown schematically in solid lines.

1 Claim, 5 Drawing Sheets



(56)

References Cited

U.S. PATENT DOCUMENTS

D505,111 S 5/2005 Allison et al.
D516,998 S * 3/2006 Wang et al. D12/563
D531,955 S 11/2006 Fontaine et al.
D555,581 S 11/2007 Salvan
D579,863 S 11/2008 Harvey et al.
D595,218 S * 6/2009 Rodicq et al. D12/544
D595,639 S 7/2009 de Briey-Terlinden et al.
D601,946 S 10/2009 Fontaine et al.
D606,927 S 12/2009 Kang
D607,810 S 1/2010 Oizumi et al.
D610,963 S 3/2010 Ochi

D612,324 S * 3/2010 Harvey et al. D12/551
D615,479 S 5/2010 Lee
D626,911 S 11/2010 Takeshima
D640,184 S 6/2011 de Briey-Terlinden
D683,301 S 5/2013 Kang
D705,718 S 5/2014 Hirama et al.
D718,224 S * 11/2014 Guichon et al. D12/563
2008/0149237 A1 * 6/2008 Cambron et al. 152/154.2

FOREIGN PATENT DOCUMENTS

FR 06/5980 12/2006
FR 07/5041 11/2007

* cited by examiner

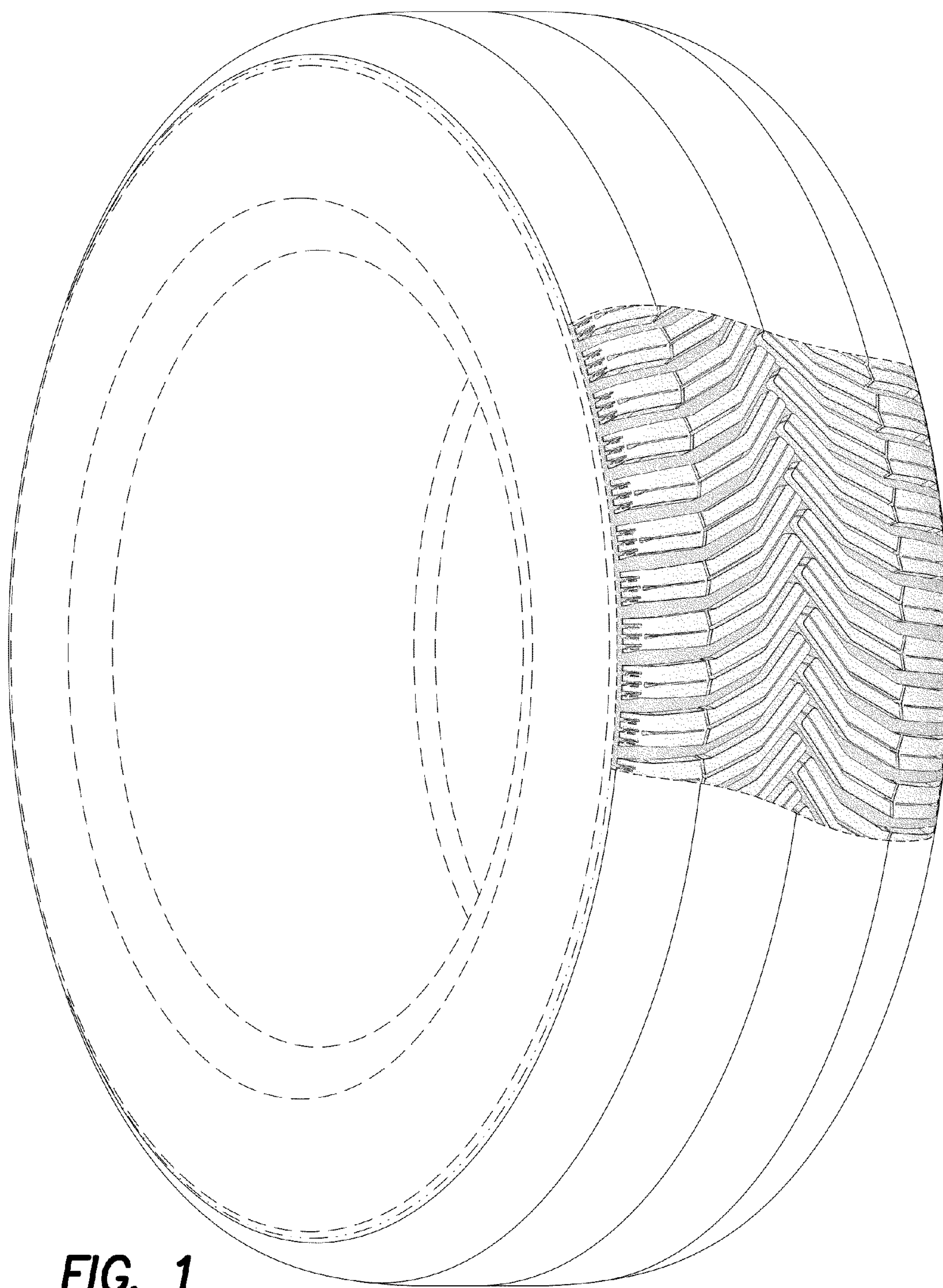


FIG. 1

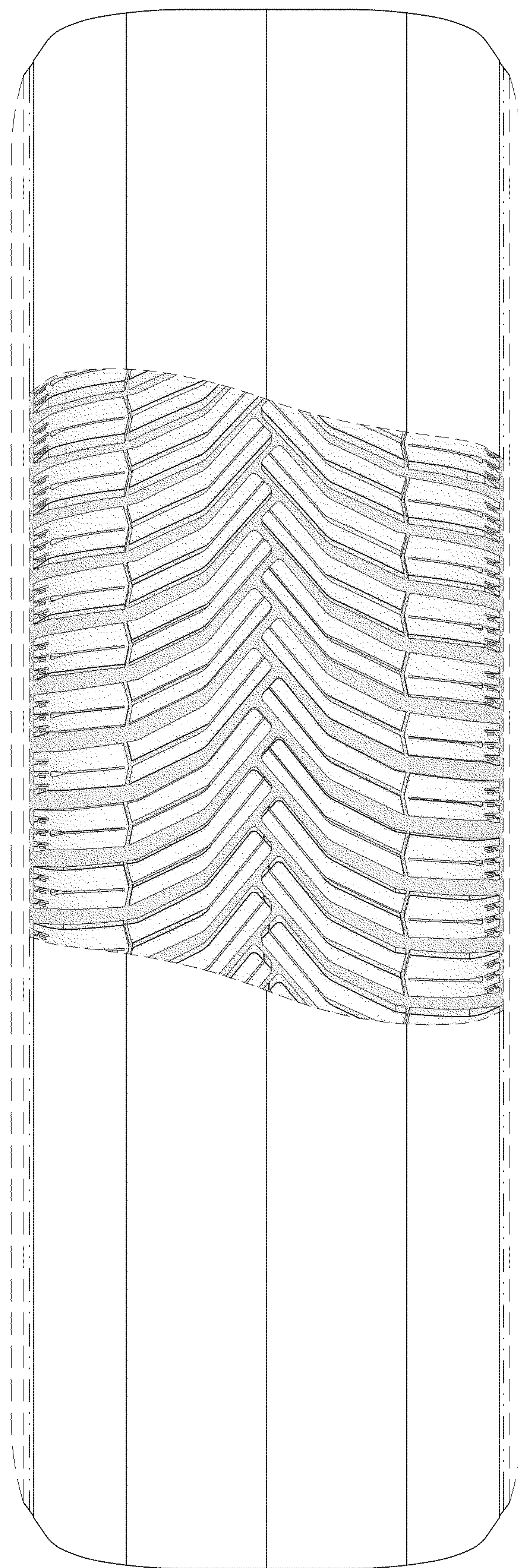


FIG. 2

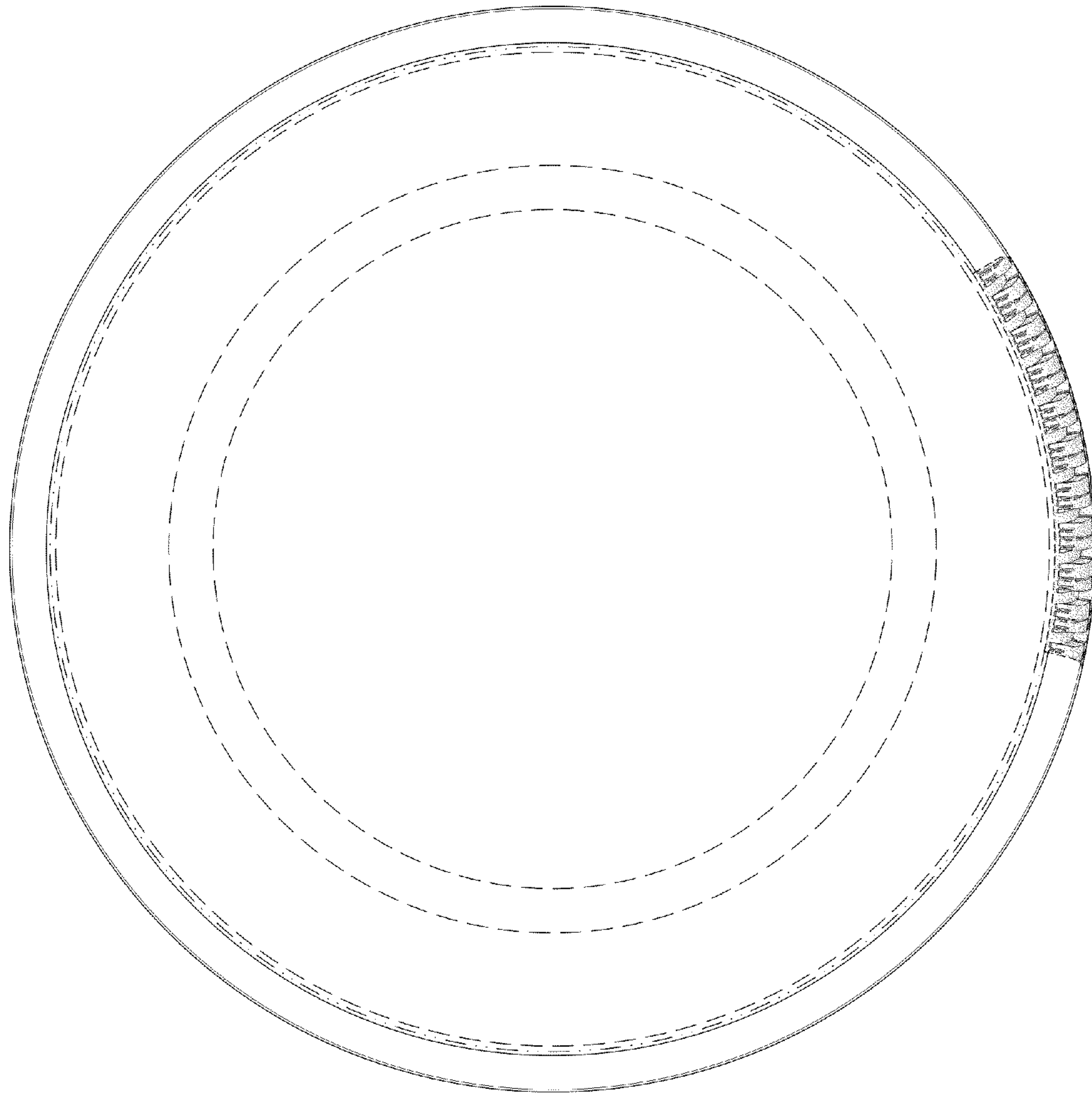


FIG. 3

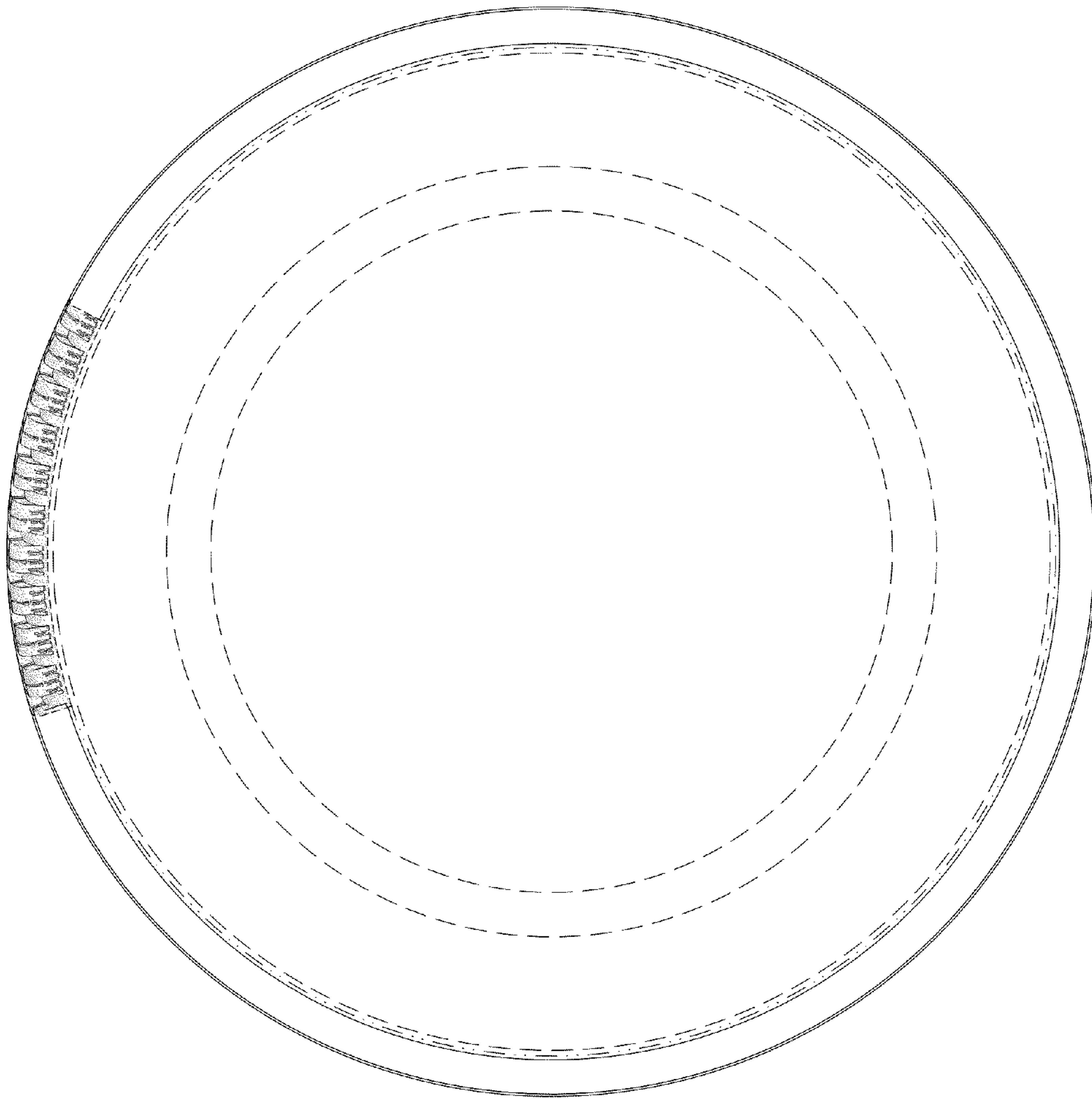


FIG. 4

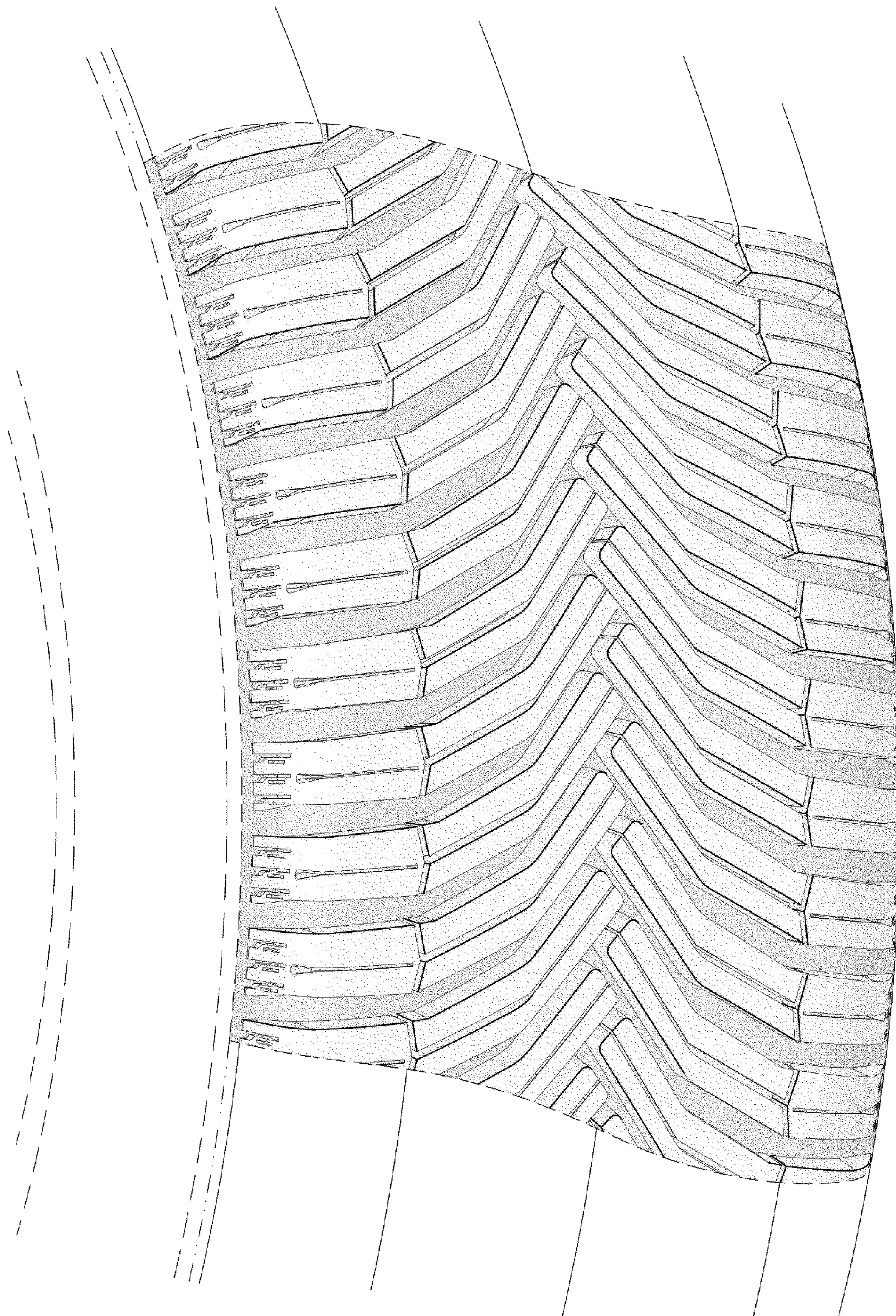


FIG. 5