



US00D758276S

(12) **United States Design Patent**
Lickliter

(10) **Patent No.:** **US D758,276 S**
(45) **Date of Patent:** **** Jun. 7, 2016**

- (54) **WHEEL**
- (71) Applicant: **Wheel Pros, LLC**, Greenwood Village, CO (US)
- (72) Inventor: **Hans Lickliter**, Lake Hughes, CA (US)
- (**) Term: **15 Years**
- (21) Appl. No.: **29/548,141**
- (22) Filed: **Dec. 10, 2015**
- (51) **LOC (10) Cl.** **12-16**
- (52) **U.S. Cl.**
USPC **D12/209; D12/210**
- (58) **Field of Classification Search**
USPC D12/204–213
CPC B60B 7/00; B60B 7/02; B60B 7/04; B60B 7/01; B60B 7/06; B60B 3/02; B60B 3/04; B60B 3/06; B60B 3/10; B60B 1/00; B60B 1/08; B60B 1/10; B60B 1/12
See application file for complete search history.

D576,936 S	9/2008	Imai	
D578,457 S	10/2008	Guidry	
D582,827 S	* 12/2008	Musser	D12/210
D596,099 S	7/2009	Chung	
D598,357 S	8/2009	Chung	
D612,316 S	* 3/2010	Sanschagrin	D12/210
D619,073 S	7/2010	Groom	
D620,864 S	8/2010	Groom	
D638,767 S	5/2011	Groom	
D666,960 S	9/2012	Chung	
D669,009 S	10/2012	Chung	
D680,938 S	* 4/2013	Hale, Jr.	D12/210
D695,193 S	12/2013	Kong	
D698,298 S	* 1/2014	Cortes	D12/210
D698,300 S	1/2014	Chung	
D702,172 S	4/2014	Chung	
D711,304 S	* 8/2014	Chung	D12/209
D714,705 S	10/2014	Kong	
D714,706 S	10/2014	Chung	
D715,211 S	* 10/2014	Gotschke	D12/204
D726,628 S	4/2015	Kong	

* cited by examiner

Primary Examiner — Stacia Cadmus
(74) *Attorney, Agent, or Firm* — Eric Hanscom; Todd J. Langford

(56) **References Cited**
U.S. PATENT DOCUMENTS

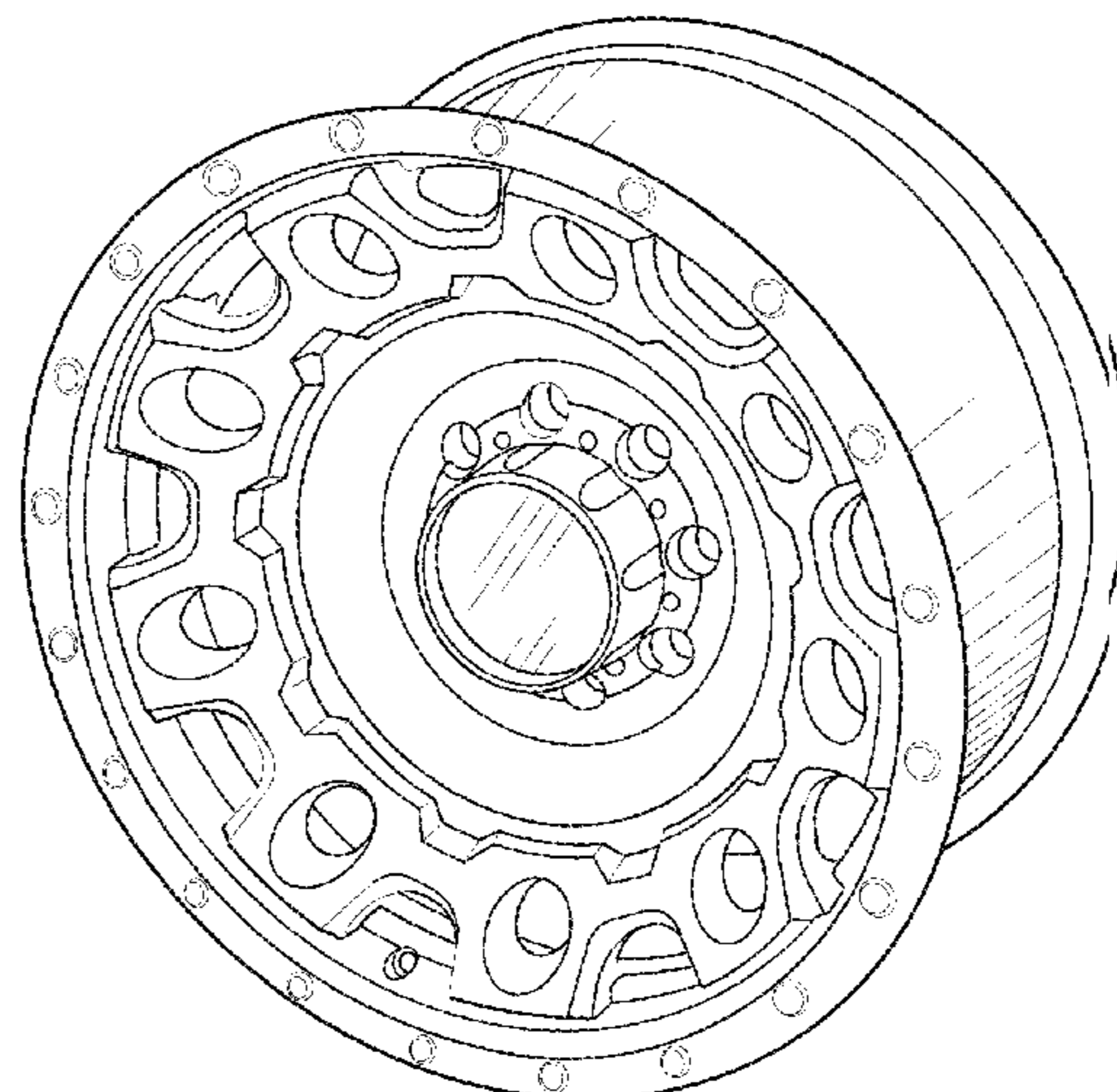
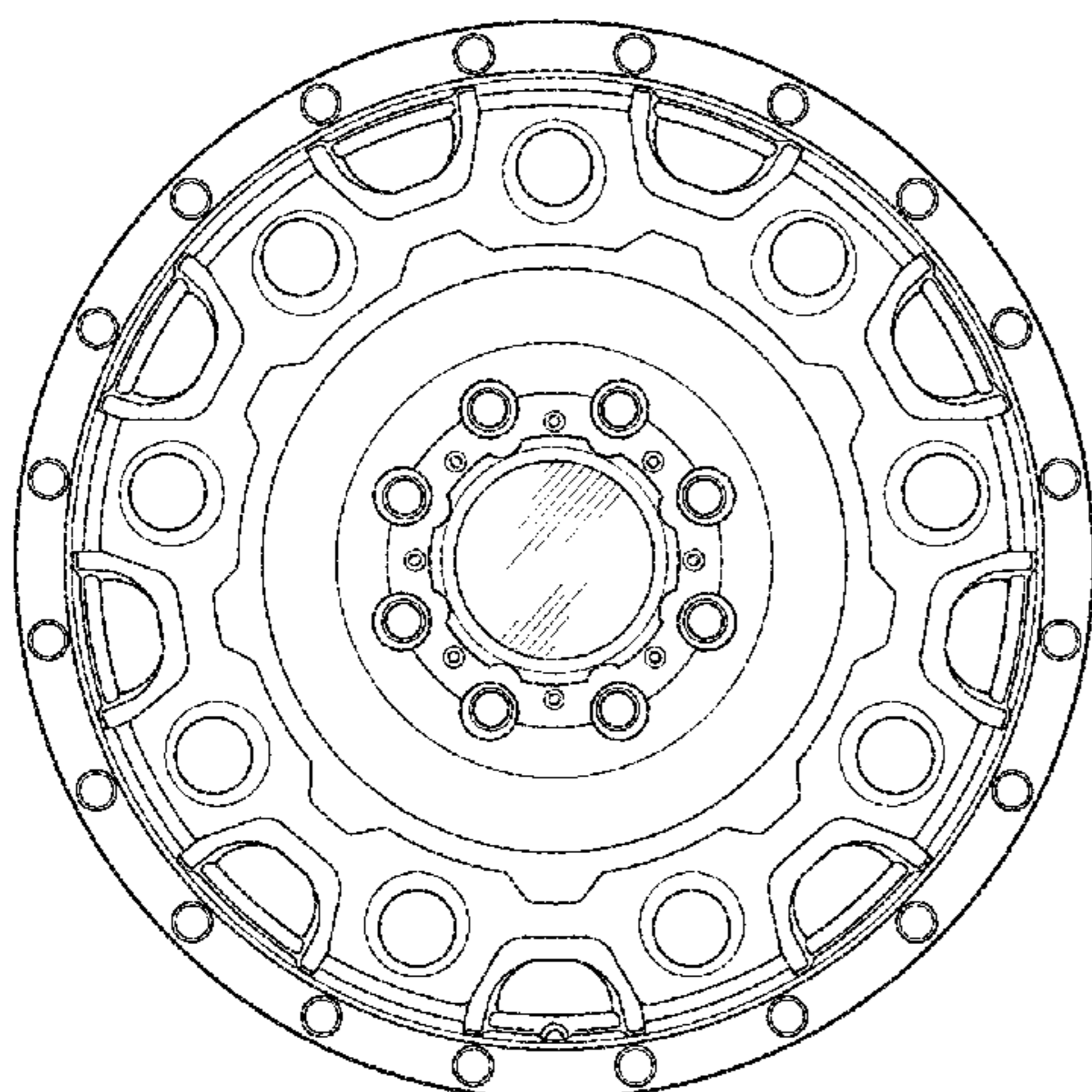
D96,754 S	*	9/1935	Hunt et al.	D12/209
D273,102 S	*	3/1984	Woodward	D12/209
D291,796 S	*	9/1987	Reid	D12/209
D361,975 S	*	9/1995	Weld	D12/209
D408,775 S	*	4/1999	Shikado	D12/209
D453,724 S		2/2002	Hodges	
D455,698 S	*	4/2002	Chung	D12/209
D464,010 S		10/2002	Chung	
D478,542 S	*	8/2003	Sulahian	D12/209
D492,925 S	*	7/2004	Fitzgerald	D12/210
D499,684 S	*	12/2004	Cheng	D12/209
D502,438 S		3/2005	Weld	
D504,859 S	*	5/2005	Sulahian	D12/209
D519,433 S	*	4/2006	Finn	D12/210
D550,600 S	*	9/2007	Celik	D12/209
D569,777 S		5/2008	Chung	
D576,093 S	*	9/2008	Chung	D12/210

(57) **CLAIM**
The ornamental design for a wheel, as shown and described.

DESCRIPTION

FIG. 1 is a front view of a wheel showing my new design; FIG. 2 is a back view thereof; FIG. 3 is a right-side view thereof; FIG. 4 is a left-side view thereof; FIG. 5 is a top view thereof; FIG. 6 is a bottom view thereof; and, FIG. 7 is a perspective view thereof. The broken line showing of the back portion of the wheel is included for the purpose of illustrating environment and forms no part of the claimed design.

1 Claim, 5 Drawing Sheets



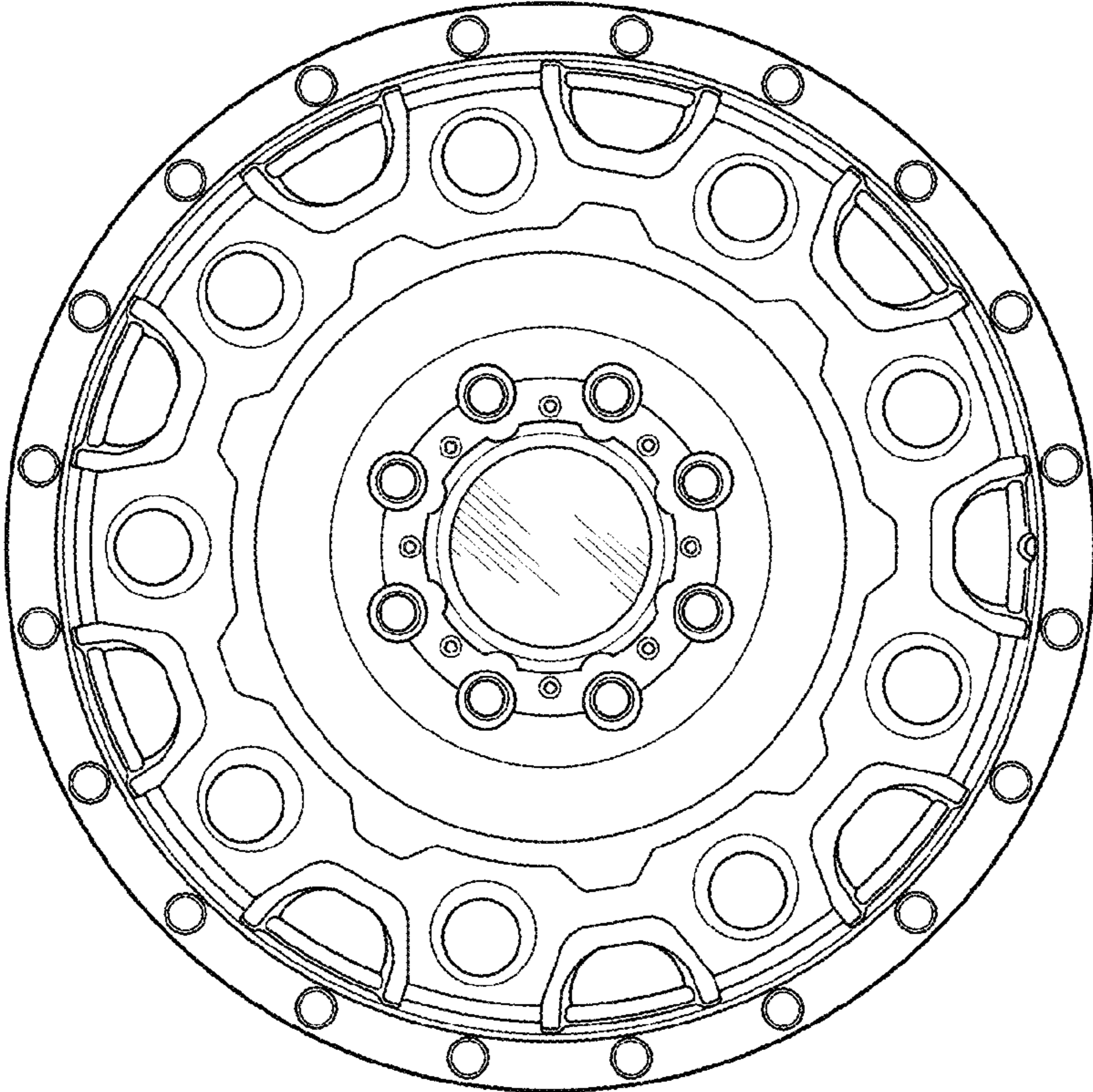


Figure 1




Figure 2

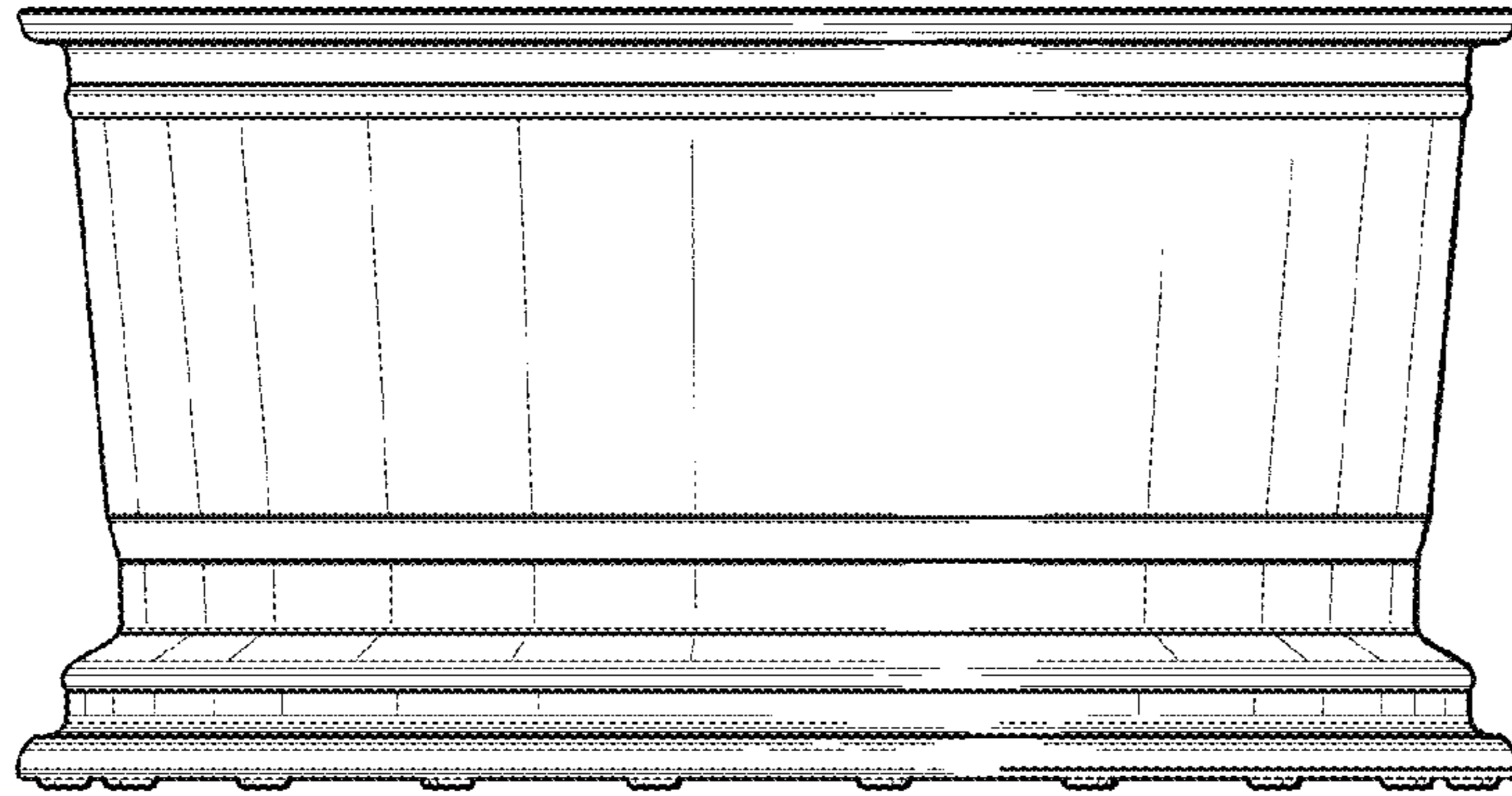


Figure 4

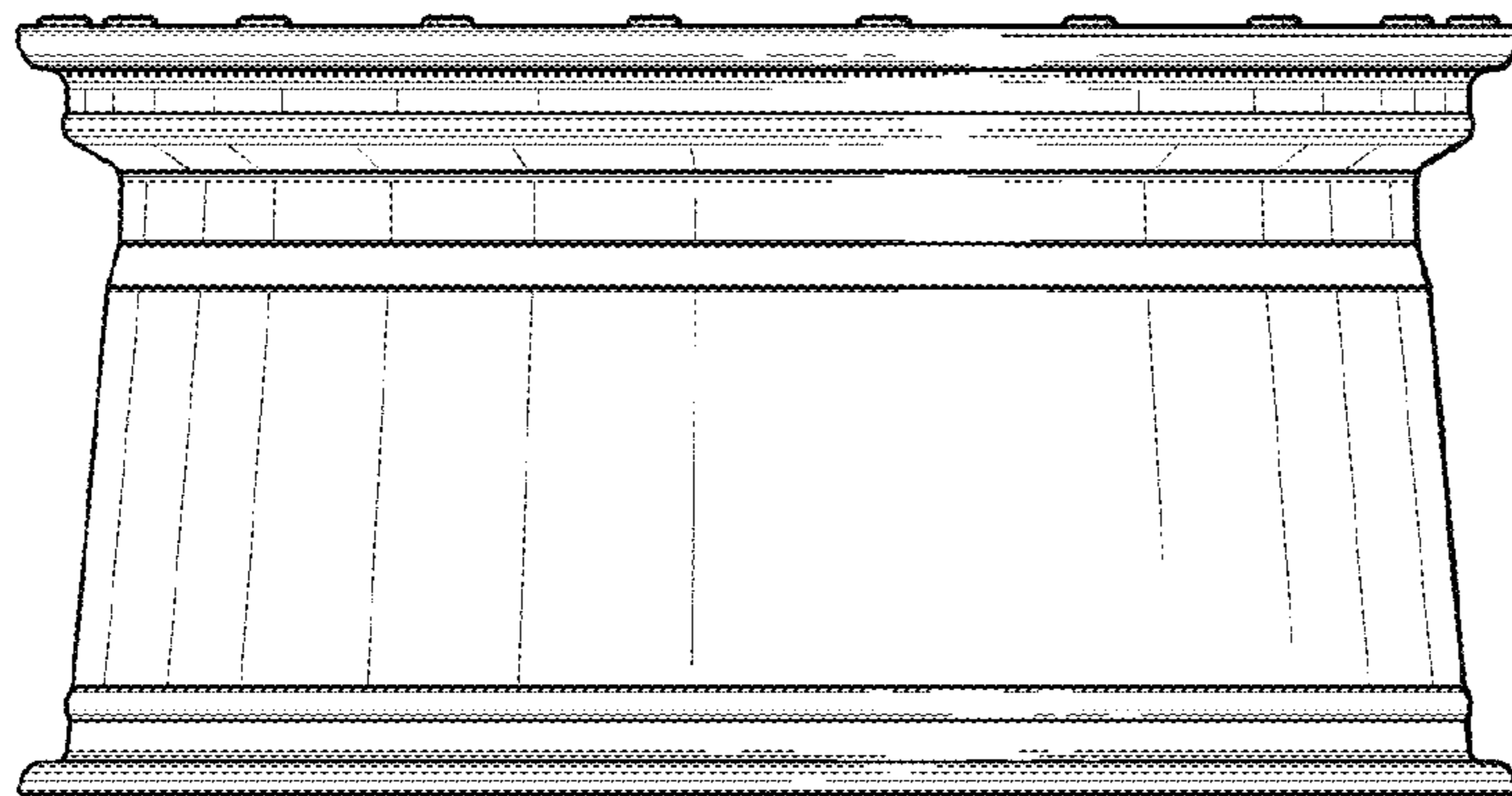


Figure 3

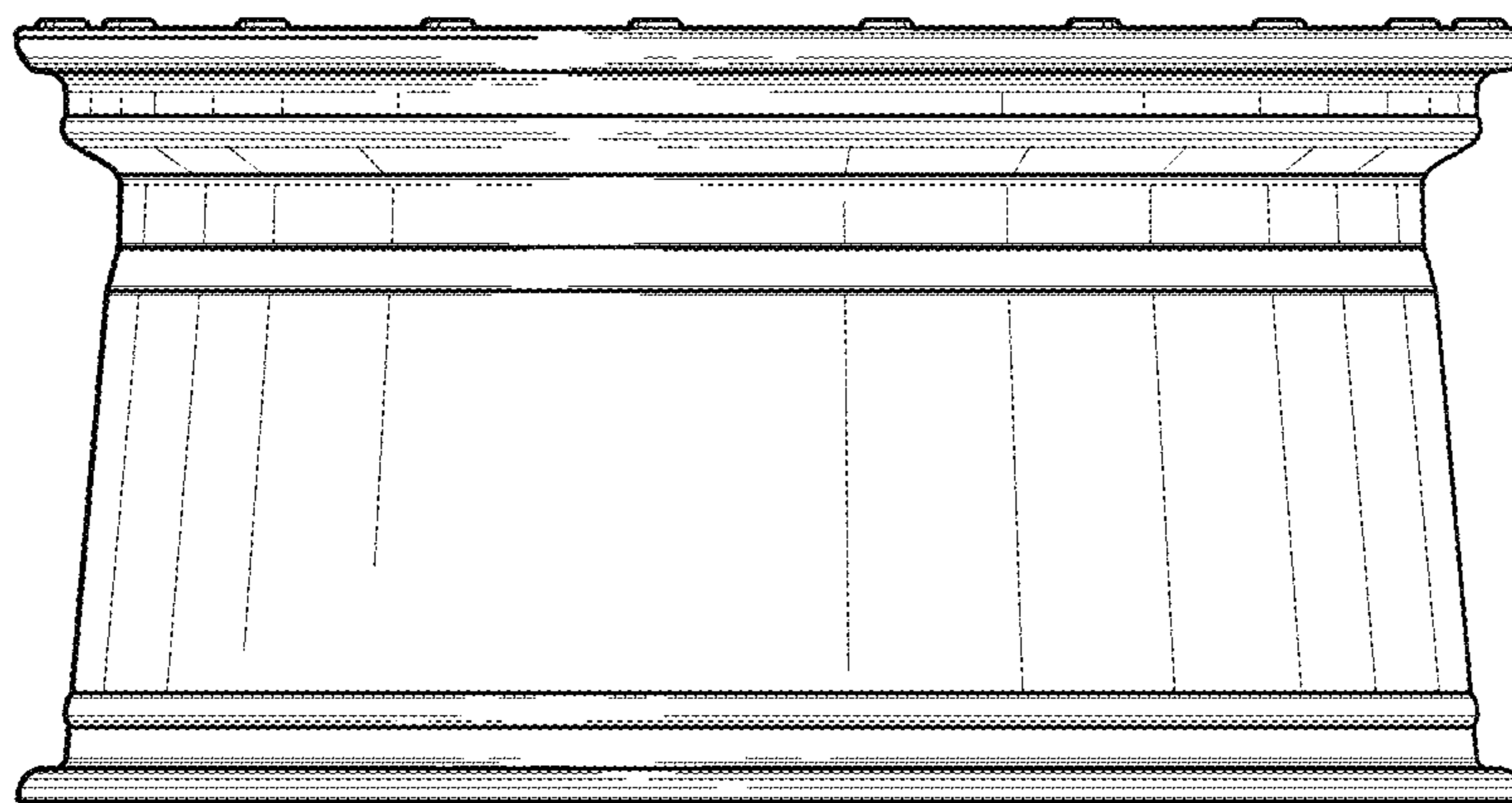


Figure 5

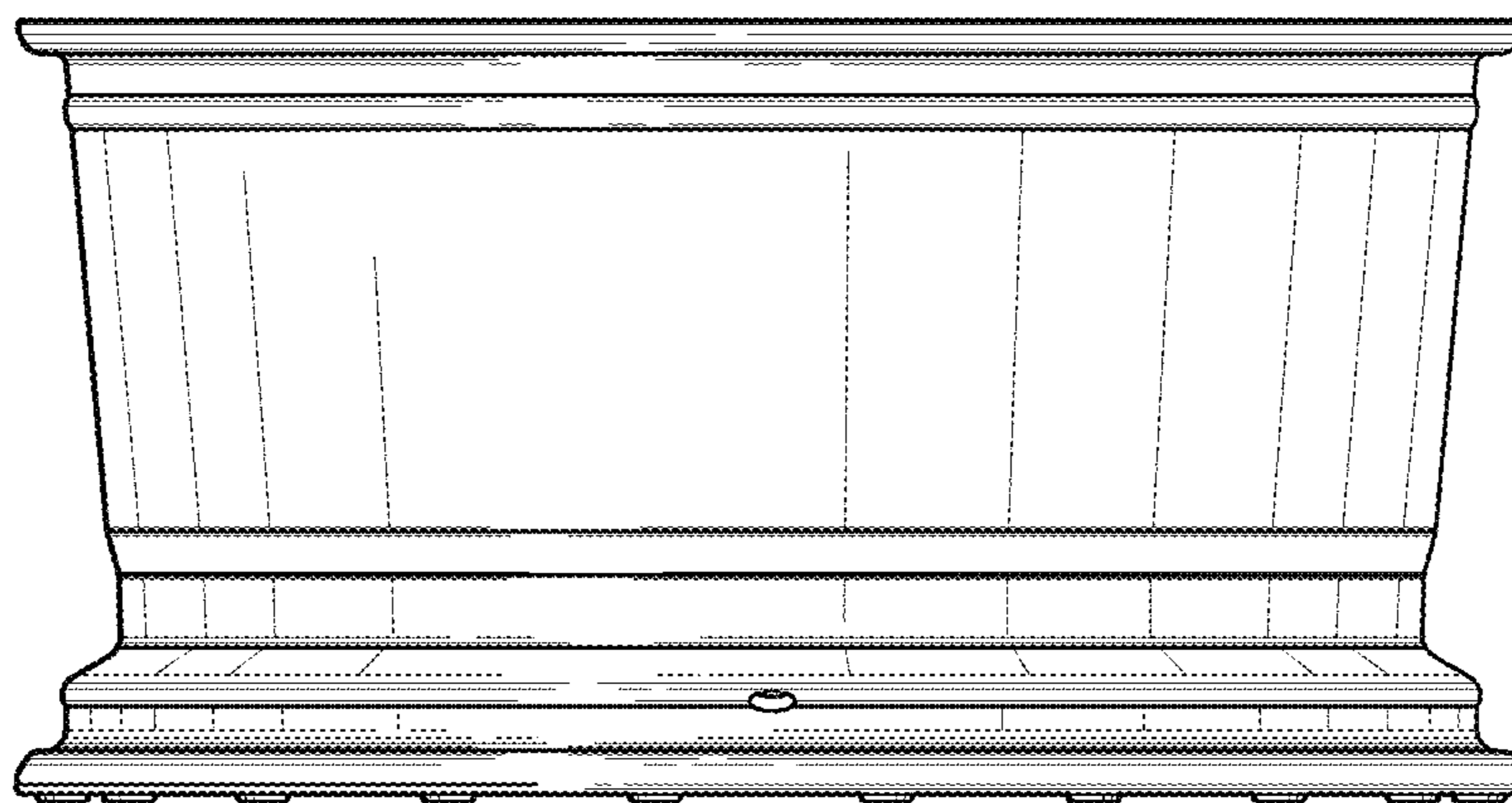


Figure 6

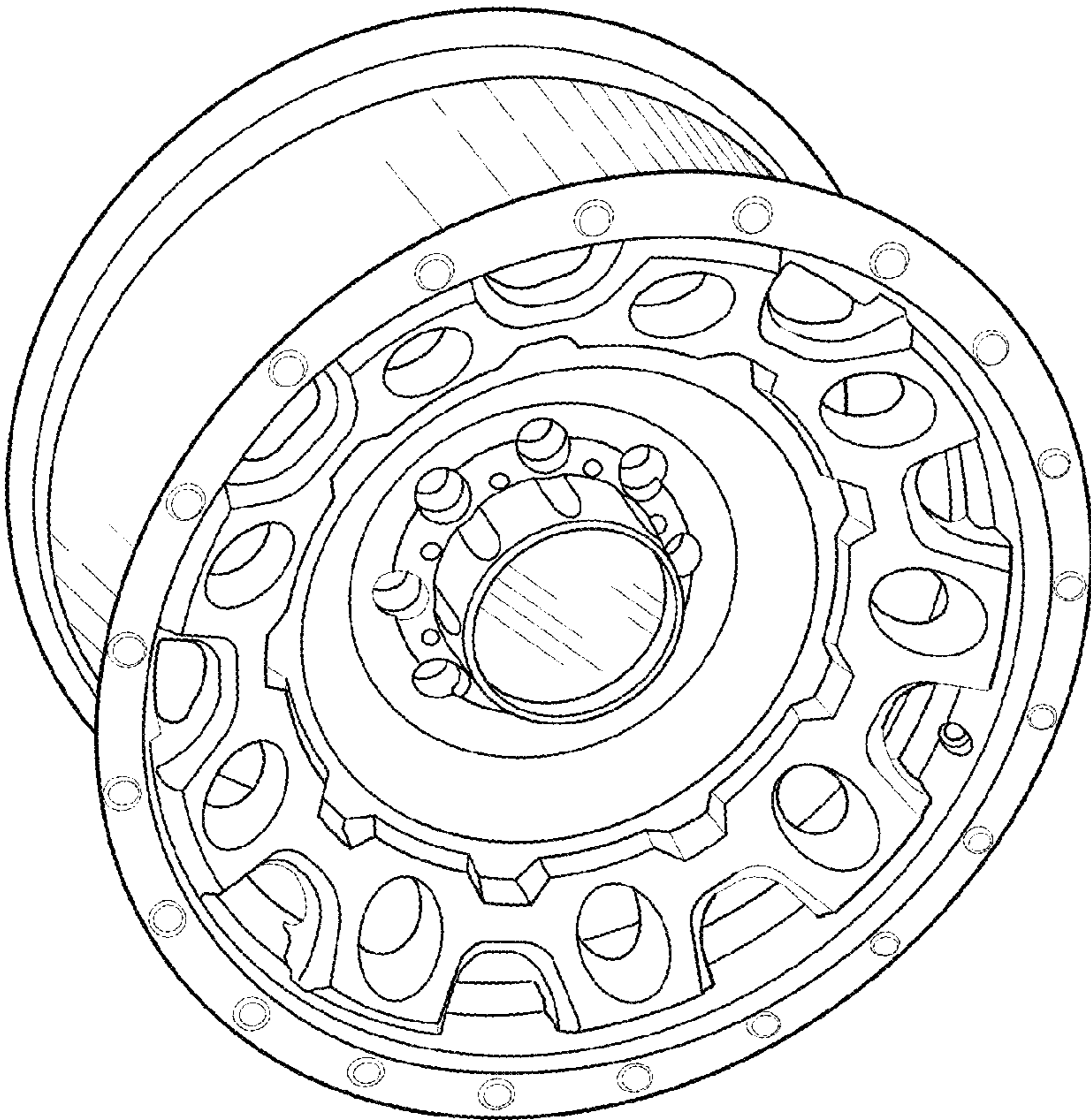


Figure 7