

US00D758269S

(12) **United States Design Patent**
Ahn et al.

(10) **Patent No.:** **US D758,269 S**
(45) **Date of Patent:** **** Jun. 7, 2016**

(54) **AUTONOMOUS VEHICLE DOOR**
(71) Applicant: **Google Inc.**, Mountain View, CA (US)
(72) Inventors: **YooJung Ahn**, Mountain View, CA (US); **Jared S. Gross**, Belmont, CA (US); **Jonas De Moe**, Mountain View, CA (US)
(73) Assignee: **Google Inc.**, Mountain View, CA (US)
(**) Term: **14 Years**

D459,764 S 7/2002 Hoelzel et al.
D466,458 S 12/2002 Murkett
D467,849 S 12/2002 Murkett
6,530,251 B1 3/2003 Dimig
D472,863 S 4/2003 Carroll
D476,340 S 6/2003 Niebuhr et al.
D515,489 S 2/2006 Tokutake
D520,428 S 5/2006 Iwanaga et al.
D526,429 S 8/2006 Hovind et al.
D528,490 S 9/2006 Schumaker
D546,986 S 7/2007 Platto et al.

(Continued)

(21) Appl. No.: **29/514,665**
(22) Filed: **Jan. 15, 2015**

OTHER PUBLICATIONS

McFadden, Colin-Druce, "Autonomous car concept swaps steering wheel for gesture controls", <<http://www.dvice.com/2014-3-12/autonomous-car-concept-swaps-steering-wheel-gesture-controls>>, Mar. 12, 2014.

(Continued)

Related U.S. Application Data

(62) Division of application No. 29/491,723, filed on May 23, 2014, now Pat. No. Des. 731,383.
(51) **LOC (10) Cl.** **12-16**
(52) **U.S. Cl.**
USPC **D12/195**
(58) **Field of Classification Search**
USPC D12/195, 193, 414, 190, 196; D10/46, D10/98, 102-103; D8/302-303; D15/17, 28
CPC B60J 5/04; B60N 2/466; B60N 2/4693; B60R 13/0243; B60R 13/02
See application file for complete search history.

Primary Examiner — Katrina A Betton

(74) *Attorney, Agent, or Firm* — Lerner, David, Littenberg, Krumholz & Mentlik, LLP

(57) **CLAIM**

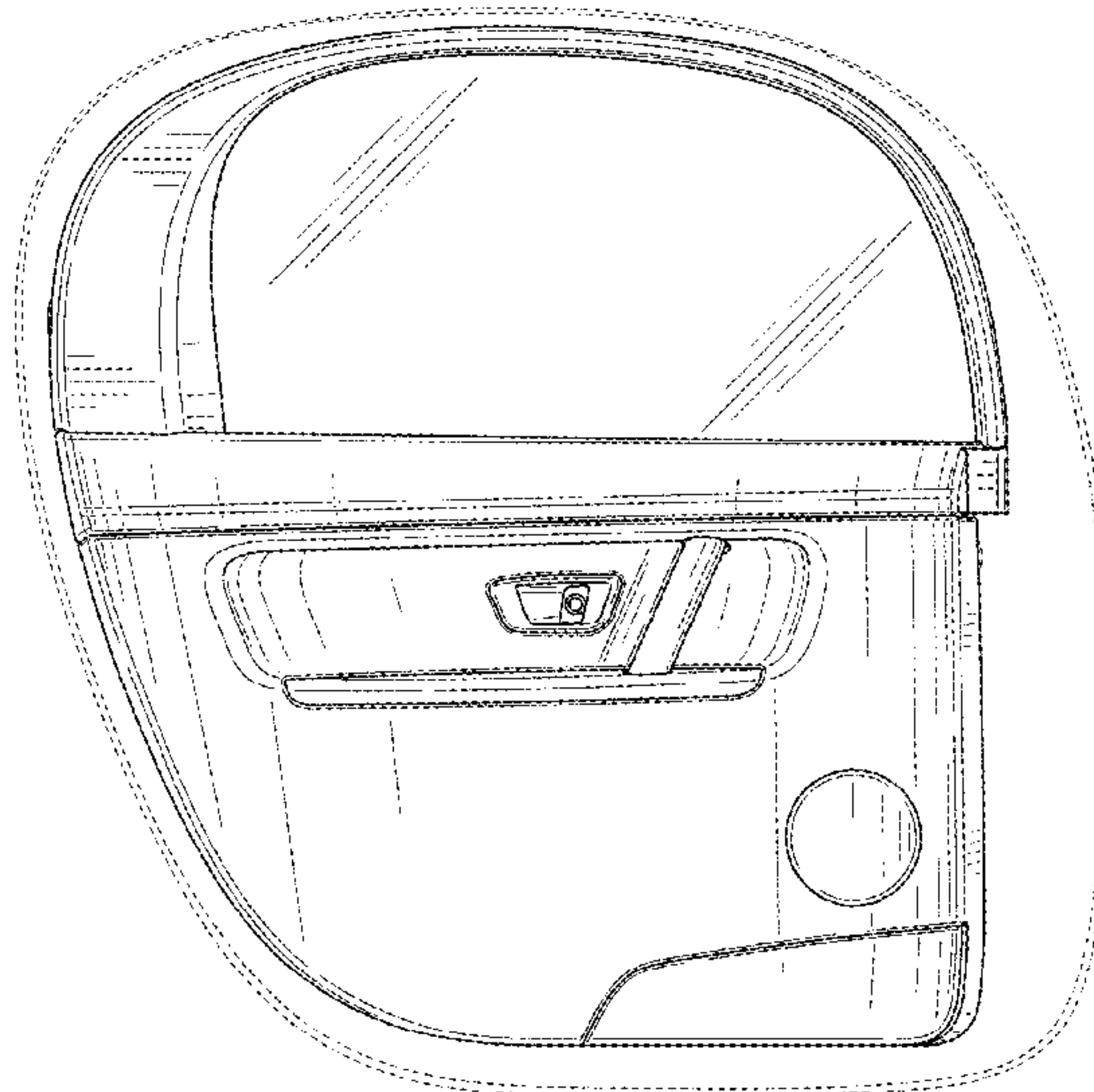
The ornamental design for an autonomous vehicle door, as shown and described.

DESCRIPTION

FIG. 1 is a front perspective view of an autonomous vehicle door according to our design;
FIG. 2 is a front elevation view thereof;
FIG. 3 is a back elevation view thereof;
FIG. 4 is a right side elevation view thereof;
FIG. 5 is a left side elevation view thereof;
FIG. 6 is a top elevation view thereof; and,
FIG. 7 is a bottom elevation view thereof.
Broken lines are environmental only and form no part of the claimed design.

(56) **References Cited**
U.S. PATENT DOCUMENTS
D282,923 S 3/1986 Soederberg
D323,901 S 2/1992 Falck et al.
D411,814 S 7/1999 Chibuka et al.
D418,471 S 1/2000 Gabath
D421,588 S 3/2000 Kitamura
D447,191 S 8/2001 Hoelzel et al.
D456,312 S 4/2002 Leutz
D457,115 S 5/2002 Mahoney et al.

1 Claim, 5 Drawing Sheets



(56)

References Cited

U.S. PATENT DOCUMENTS

D553,269 S 10/2007 Pfeiffer et al.
 D556,111 S 11/2007 Levy
 D556,662 S 12/2007 Murkett
 D559,734 S 1/2008 Sinkwitz
 D564,432 S 3/2008 Pfeiffer
 D568,792 S 5/2008 Moushegian et al.
 D582,824 S 12/2008 Kobayashi
 D586,020 S 2/2009 Hsu
 D592,102 S 5/2009 Kim
 D592,336 S 5/2009 Hsu
 7,537,256 B2 5/2009 Gates et al.
 D594,383 S 6/2009 Lo et al.
 D596,323 S 7/2009 Ishizuka et al.
 D601,072 S 9/2009 Giachin
 D603,296 S 11/2009 Zhou et al.
 D603,306 S 11/2009 Jung et al.
 D608,263 S 1/2010 Truebsbach
 D613,220 S 4/2010 Ikeda et al.
 D615,905 S 5/2010 Arnell
 D619,931 S 7/2010 Arnell
 D625,445 S 10/2010 Takahashi et al.
 D629,717 S 12/2010 Artioli
 D633,839 S 3/2011 Matei et al.
 D634,686 S 3/2011 Matei et al.
 D636,317 S 4/2011 Matei et al.
 D638,338 S 5/2011 Huet
 D644,975 S 9/2011 Kumai et al.
 D649,910 S 12/2011 Mullen
 D651,132 S 12/2011 Lambri et al.
 D655,836 S 3/2012 Lee et al.
 D660,211 S 5/2012 Ikuma et al.
 D663,665 S 7/2012 Hakamata et al.
 D671,452 S 11/2012 Fernandez Isoird
 D671,453 S 11/2012 Fernandez Isoird
 D675,961 S 2/2013 Nagafuchi et al.
 D676,359 S 2/2013 Panoz et al.
 D681,529 S 5/2013 Minami et al.

D682,172 S 5/2013 Peltola et al.
 D684,091 S 6/2013 Frenzel et al.
 D693,270 S 11/2013 Burki et al.
 D693,272 S 11/2013 Burki et al.
 D695,178 S 12/2013 Tada et al.
 D695,179 S 12/2013 Tada et al.
 D695,661 S 12/2013 Asano et al.
 D695,663 S 12/2013 Suga et al.
 D695,664 S 12/2013 Suga et al.
 D696,172 S 12/2013 Kawasaki et al.
 D696,999 S 1/2014 Suga et al.
 D698,717 S 2/2014 Kobayashi
 D700,104 S 2/2014 Malachowski
 D706,191 S 6/2014 Choi et al.
 D706,692 S 6/2014 Wheel et al.
 D710,264 S 8/2014 Watkins et al.
 D712,327 S * 9/2014 Tanaka D12/195
 D712,813 S * 9/2014 Tanaka D12/195
 D714,700 S * 10/2014 Yamamoto D12/195
 D715,204 S * 10/2014 Peltola D12/195
 D716,210 S * 10/2014 Ishikawa D12/195
 D718,695 S 12/2014 Galante et al.
 D719,062 S 12/2014 Wada
 D720,267 S * 12/2014 Norman D12/195
 D720,874 S 1/2015 Jackson et al.
 D721,023 S * 1/2015 Wiedeman D12/195
 D721,024 S 1/2015 Thole et al.
 D722,933 S * 2/2015 Ishikawa D12/195
 D726,082 S * 4/2015 Finney D12/195
 D726,351 S 4/2015 Kato
 D743,312 S * 11/2015 Iwauchi D12/195
 2014/0252949 A1 9/2014 Ko et al.

OTHER PUBLICATIONS

Ridden, Paul, "ATNMBL—The concept car with no steering wheel, brake pedal or driver's seat", <<http://www.gizmag.com/atnmb1-autonomous-concept-passenger-transport/15877/>>, Jul. 29, 2010.

* cited by examiner

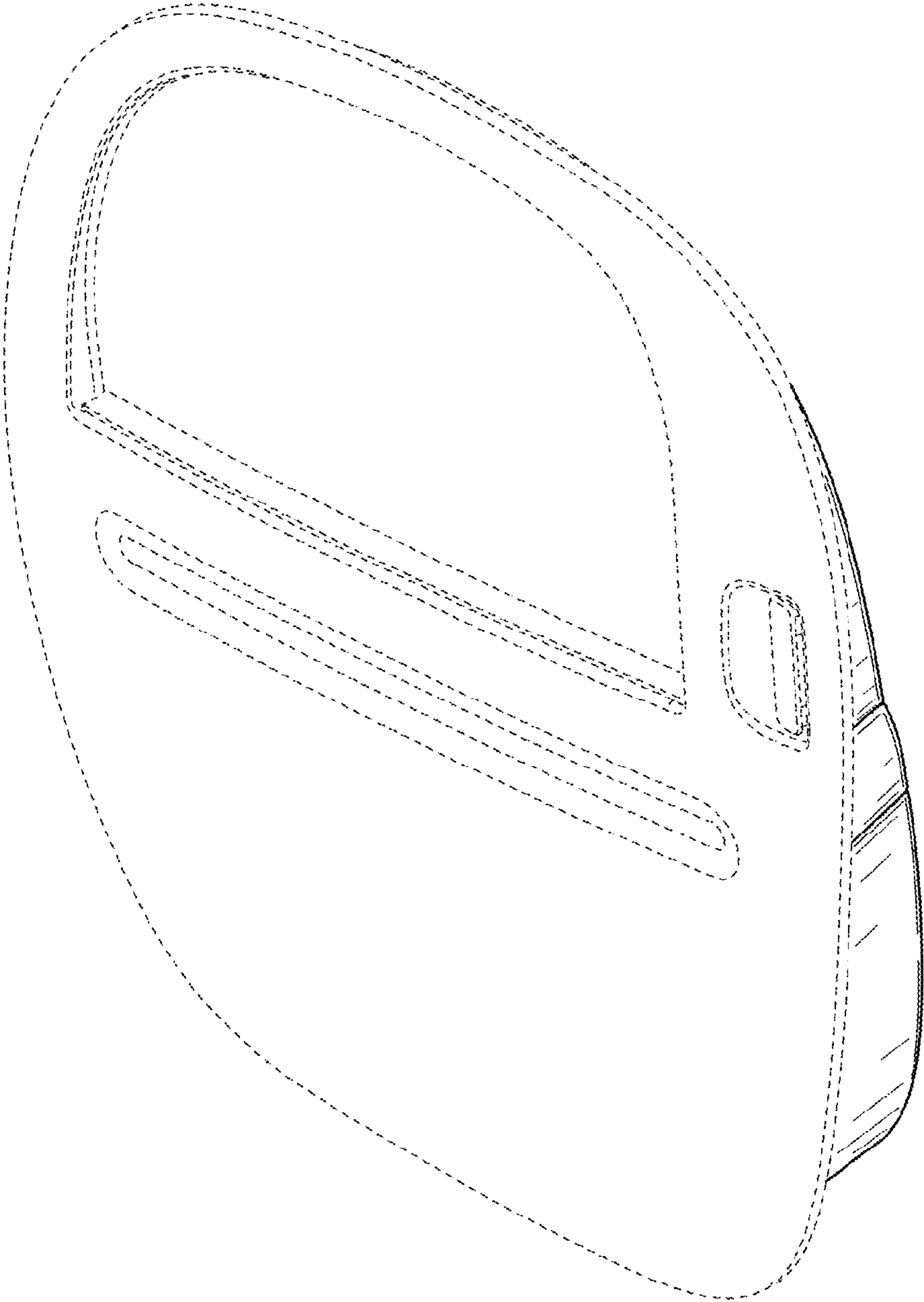


FIG. 1

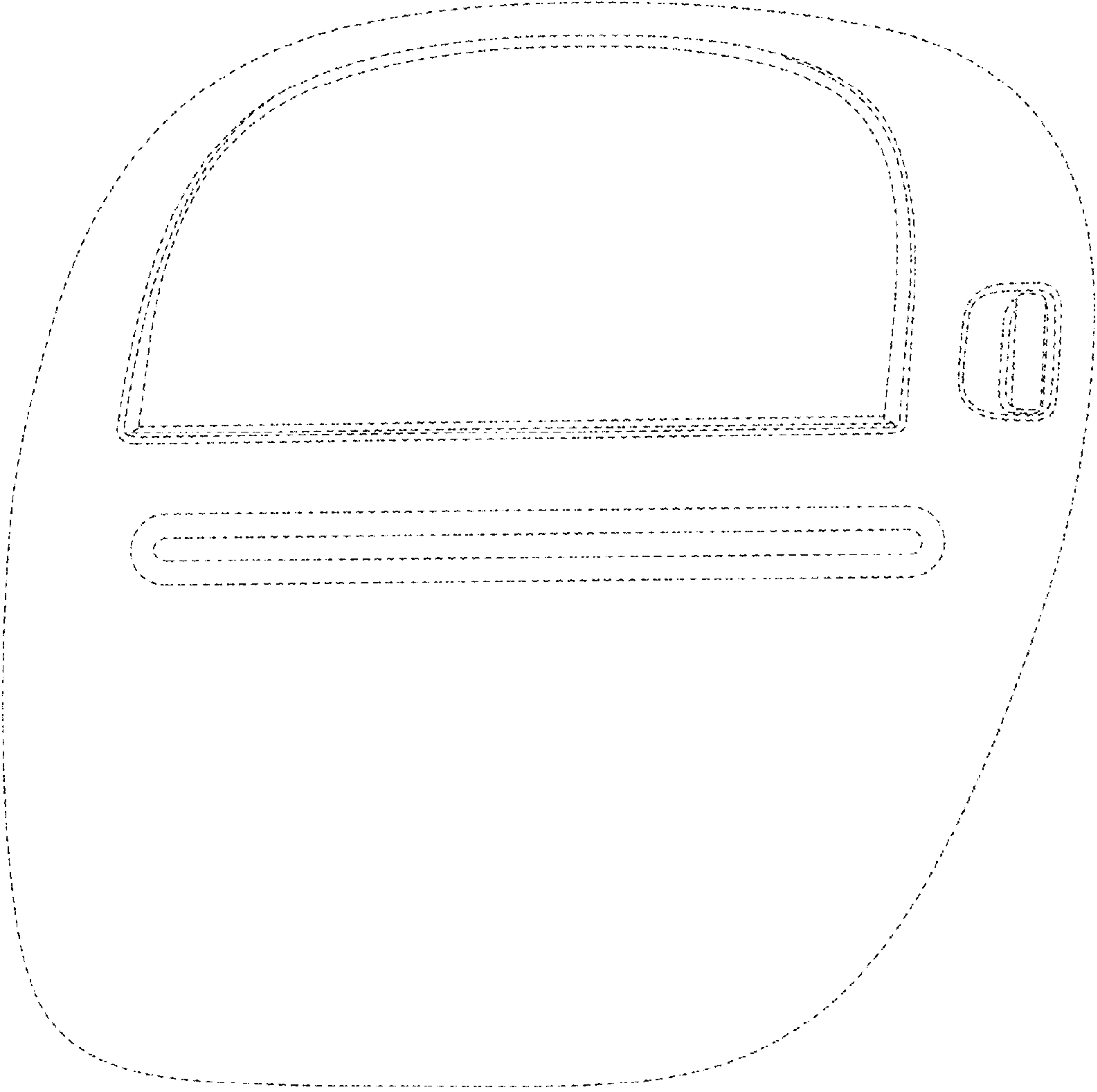


FIG. 2




FIG. 3

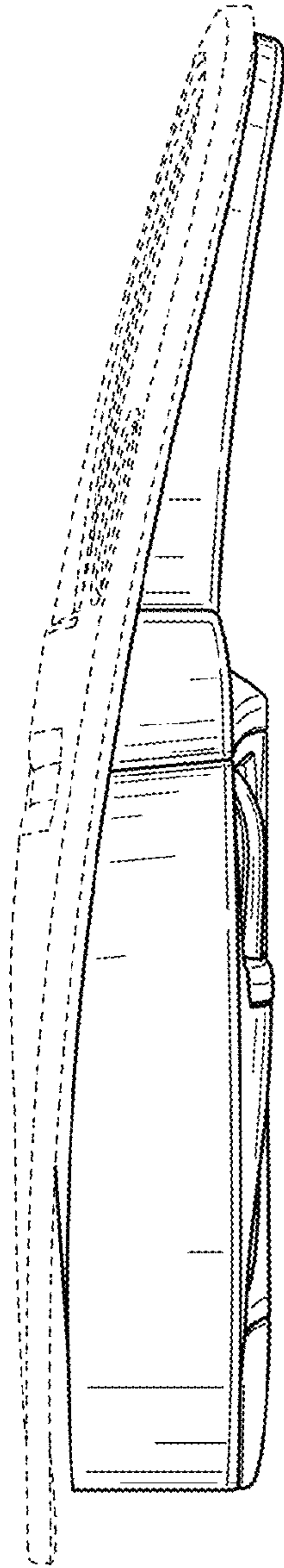


FIG. 4

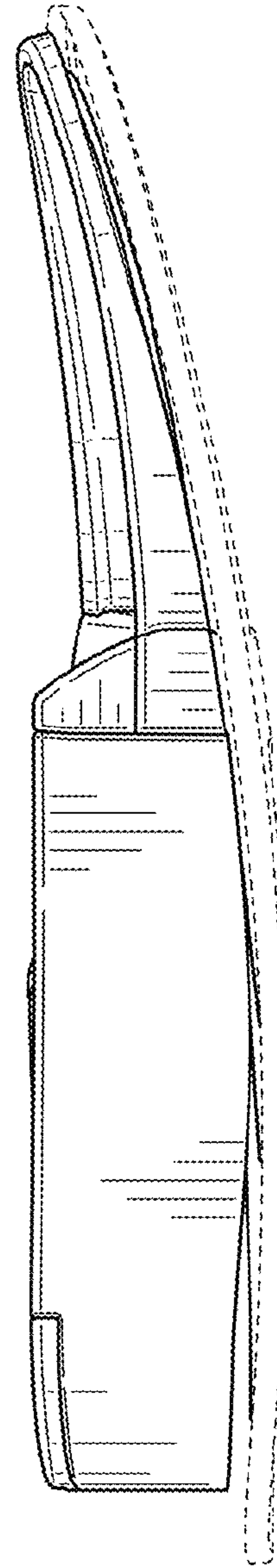


FIG. 5




FIG. 6

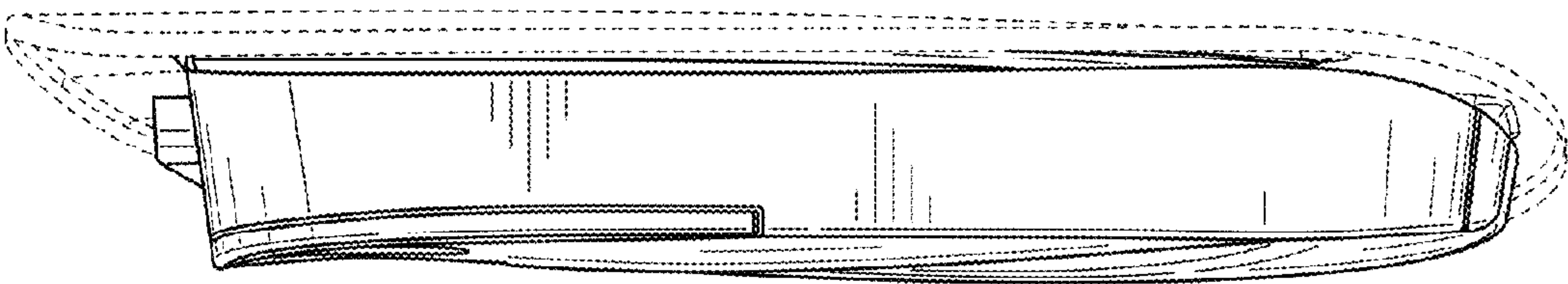


FIG. 7