



US00D758266S

(12) **United States Design Patent**
Ichikawa et al.

(10) **Patent No.:** **US D758,266 S**
(45) **Date of Patent:** **** Jun. 7, 2016**

- (54) **INSTALLATION PANEL FOR VEHICLE**
- (71) Applicant: **Alpine Electronics, Inc.**, Tokyo (JP)
- (72) Inventors: **Takashi Ichikawa**, Tokyo (JP); **Hiroshi Fujimoto**, Tokyo (JP); **Takayuki Horie**, Tokyo (JP)
- (73) Assignee: **Alpine Electronics, Inc.**, Tokyo (JP)
- (**) Term: **14 Years**
- (21) Appl. No.: **29/513,897**
- (22) Filed: **Jan. 6, 2015**
- (51) **LOC (10) Cl.** **12-16**
- (52) **U.S. Cl.**
USPC **D12/192**
- (58) **Field of Classification Search**
USPC D12/192, 415, 110, 114; D15/17, 28;
D10/46, 98, 102-103, 122-127
See application file for complete search history.

D519,995 S *	5/2006	Quilling, II	D12/415
D555,646 S *	11/2007	Quilling, II	D14/258
D639,288 S *	6/2011	Fiore, IV	D14/258
D639,794 S *	6/2011	Fiore, IV	D14/258
D639,795 S *	6/2011	Quilling, II	D14/258
D639,798 S *	6/2011	Fiore, IV	D14/258
D727,889 S *	4/2015	Fiore, IV	D12/192

* cited by examiner

Primary Examiner — Katrina A Betton
(74) *Attorney, Agent, or Firm* — Brinks Gilson & Lione


(57) **CLAIM**
The ornamental design for an installation panel for vehicle, as shown and described.

DESCRIPTION

FIG. 1 is a perspective view of an installation panel for vehicle showing the new design;
FIG. 2 is a front view thereof;
FIG. 3 is a rear view thereof;
FIG. 4 is a left-side view thereof;
FIG. 5 is a right-side view thereof;
FIG. 6 is a top view thereof; and,
FIG. 7 is a bottom view thereof.
In the drawings, the broken lines depict portions of the article that form no part of the claimed design.

1 Claim, 5 Drawing Sheets

- (56) **References Cited**
U.S. PATENT DOCUMENTS
D412,896 S * 8/1999 Attwood D13/177
D427,155 S * 6/2000 Pawley D10/103



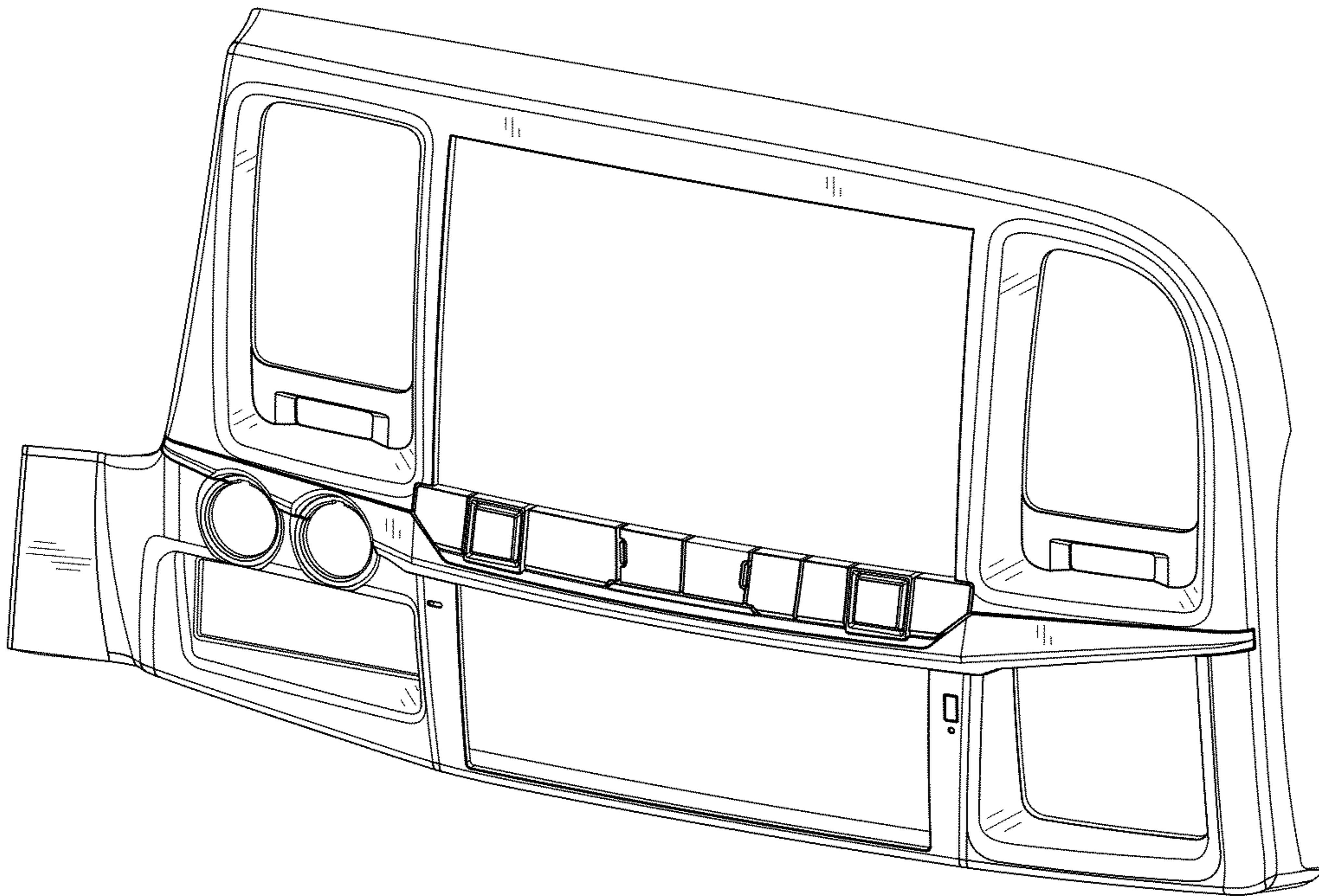


FIG. 1

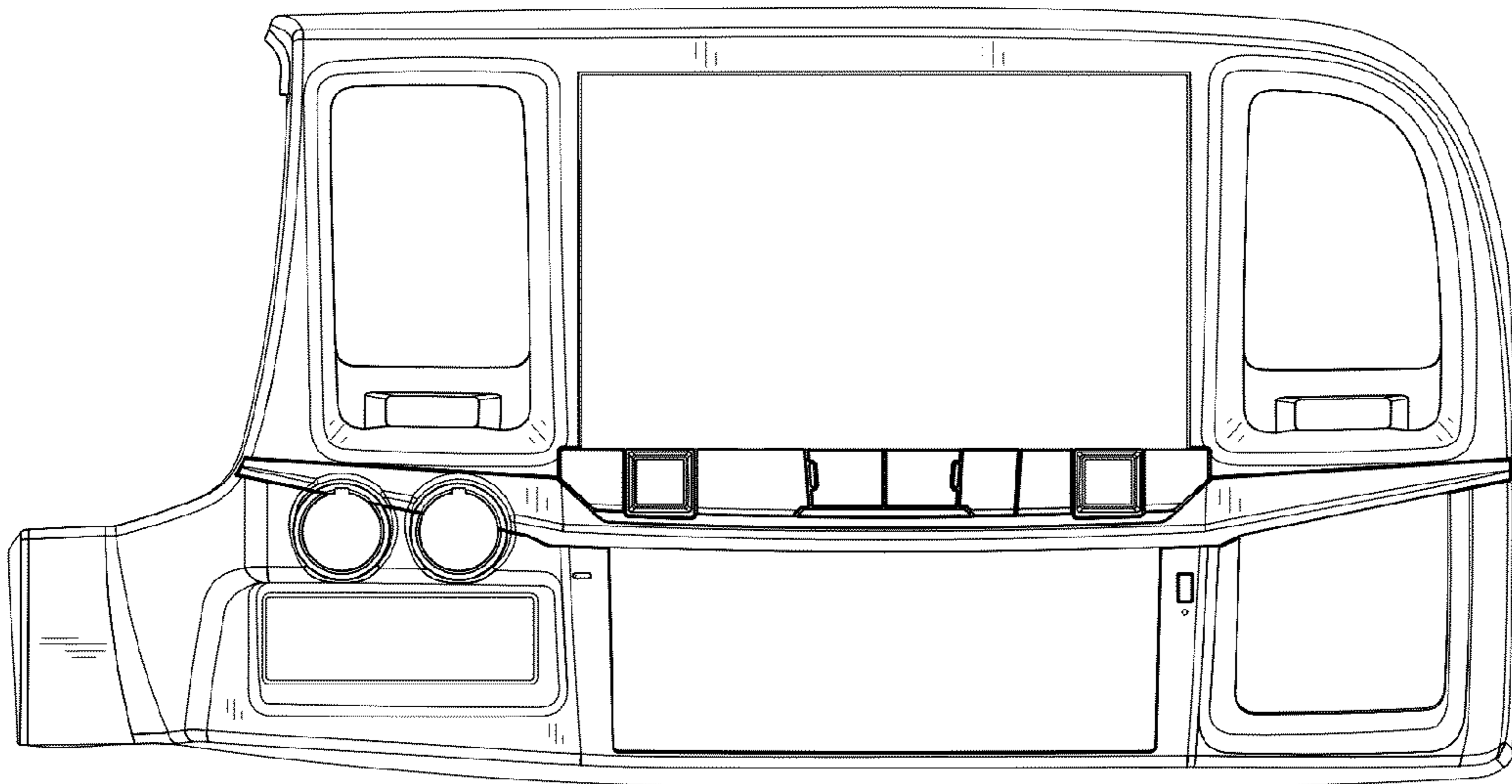


FIG. 2




FIG. 3

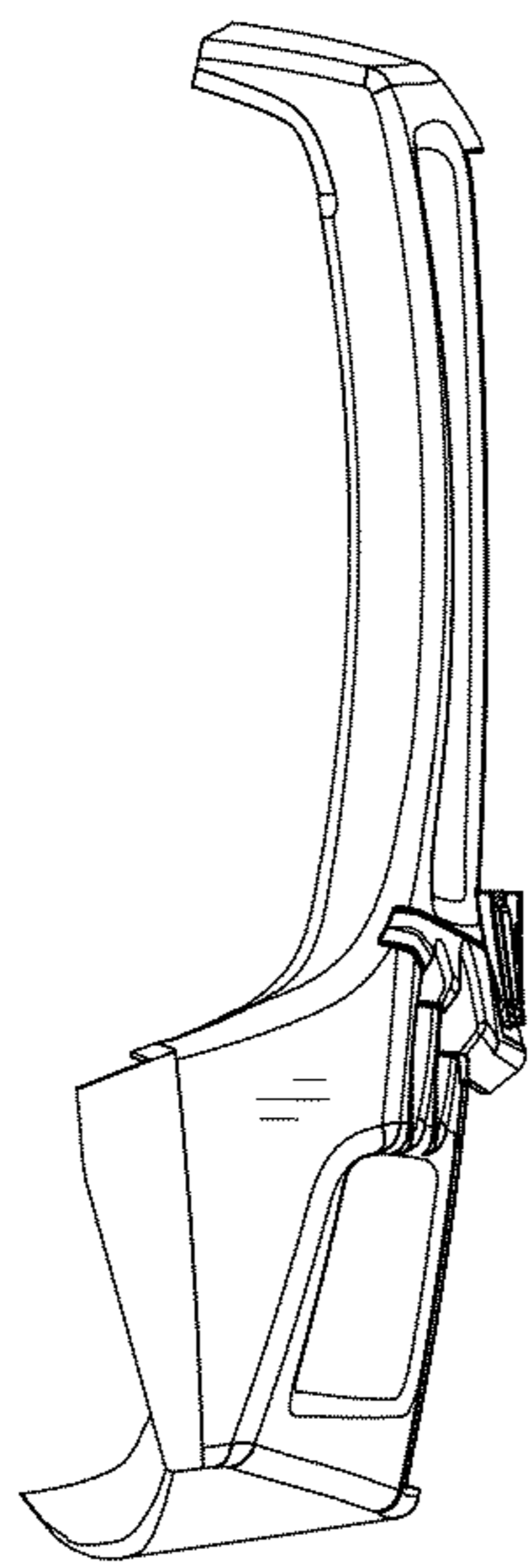


FIG. 4

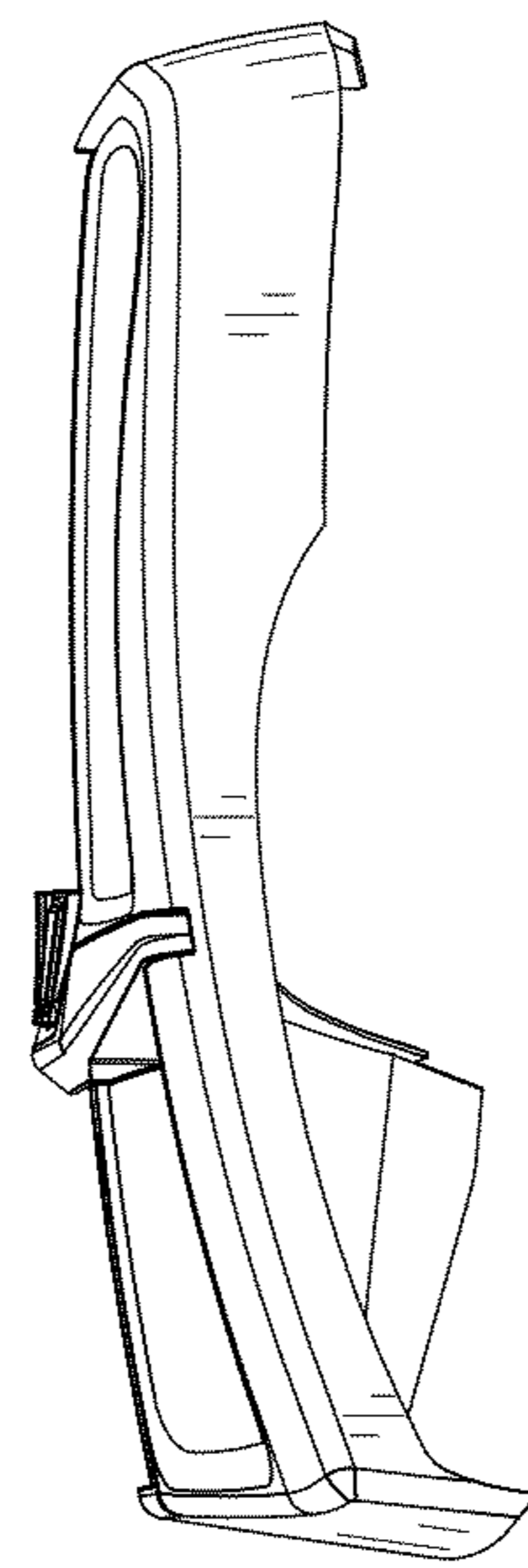


FIG. 5

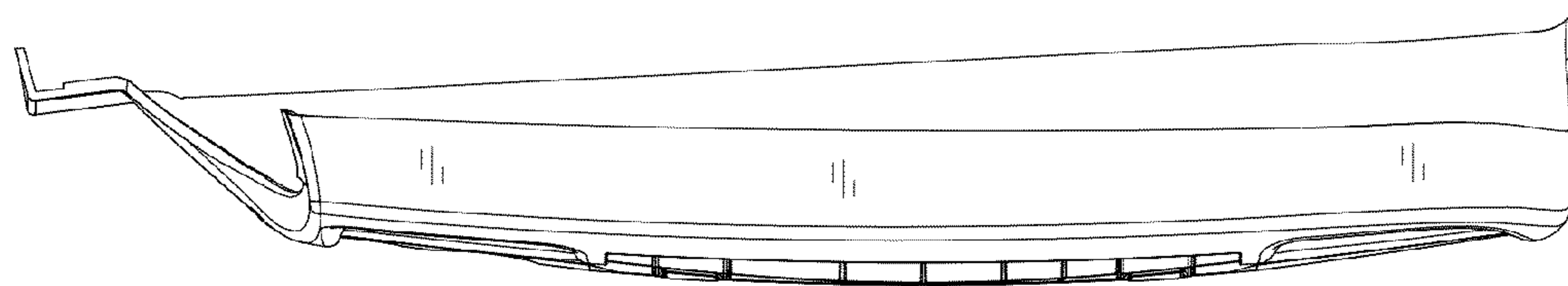


FIG. 6




FIG. 7