



US00D758255S

(12) **United States Design Patent**  
**Tsai**

(10) **Patent No.:** **US D758,255 S**  
(45) **Date of Patent:** **\*\* Jun. 7, 2016**

- (54) **PEDAL**
- (71) Applicant: **Auto-State Industrial Co., LTD.,**  
Taichung (TW)
- (72) Inventor: **Hsieh-Yi Tsai,** Taichung (TW)
- (73) Assignee: **Auto-State Industrial Co., LTD.,**  
Taichung (TW)
- (\*\*) Term: **14 Years**
- (21) Appl. No.: **29/513,554**
- (22) Filed: **Jan. 2, 2015**
- (51) **LOC (10) Cl.** ..... **12-11**
- (52) **U.S. Cl.**  
USPC ..... **D12/125**
- (58) **Field of Classification Search**  
USPC ..... D12/110-114, 125, 180; 74/473.16,  
74/512, 531, 560, 564, 594.6, 600;  
180/219, 271, 560, 594.1; 280/163,  
280/288.4, 291; 296/75, 423.42  
CPC ..... B60T 7/06; B60T 7/065; B60R 21/09;  
B62M 3/08; Y10T 74/2168  
See application file for complete search history.

D414,723 S *	10/1999	Hanamura	.....	D12/125
D432,463 S *	10/2000	Hanamura	.....	D12/125
D488,407 S *	4/2004	Wright	.....	D12/125
D489,295 S *	5/2004	Wright	.....	D12/114
D498,442 S *	11/2004	James	.....	D12/114
D524,194 S *	7/2006	Claussen	.....	D12/114
D565,486 S *	4/2008	James	.....	D12/114
D566,627 S *	4/2008	James	.....	D12/114
D568,215 S *	5/2008	James	.....	D12/114
7,594,671 B2 *	9/2009	Danze	.....	B62J 25/00 280/163
D616,336 S *	5/2010	James	.....	D12/125
7,802,806 B2 *	9/2010	Danze	.....	B62J 25/00 280/163
D734,696 S *	7/2015	Schanz	.....	D12/179

\* cited by examiner

*Primary Examiner* — Philip S Hyder  
*Assistant Examiner* — Darlington Ly  
(74) *Attorney, Agent, or Firm* — LeClairRyan

(57) **CLAIM**  
The ornamental design for a pedal, as shown and described.

**DESCRIPTION**

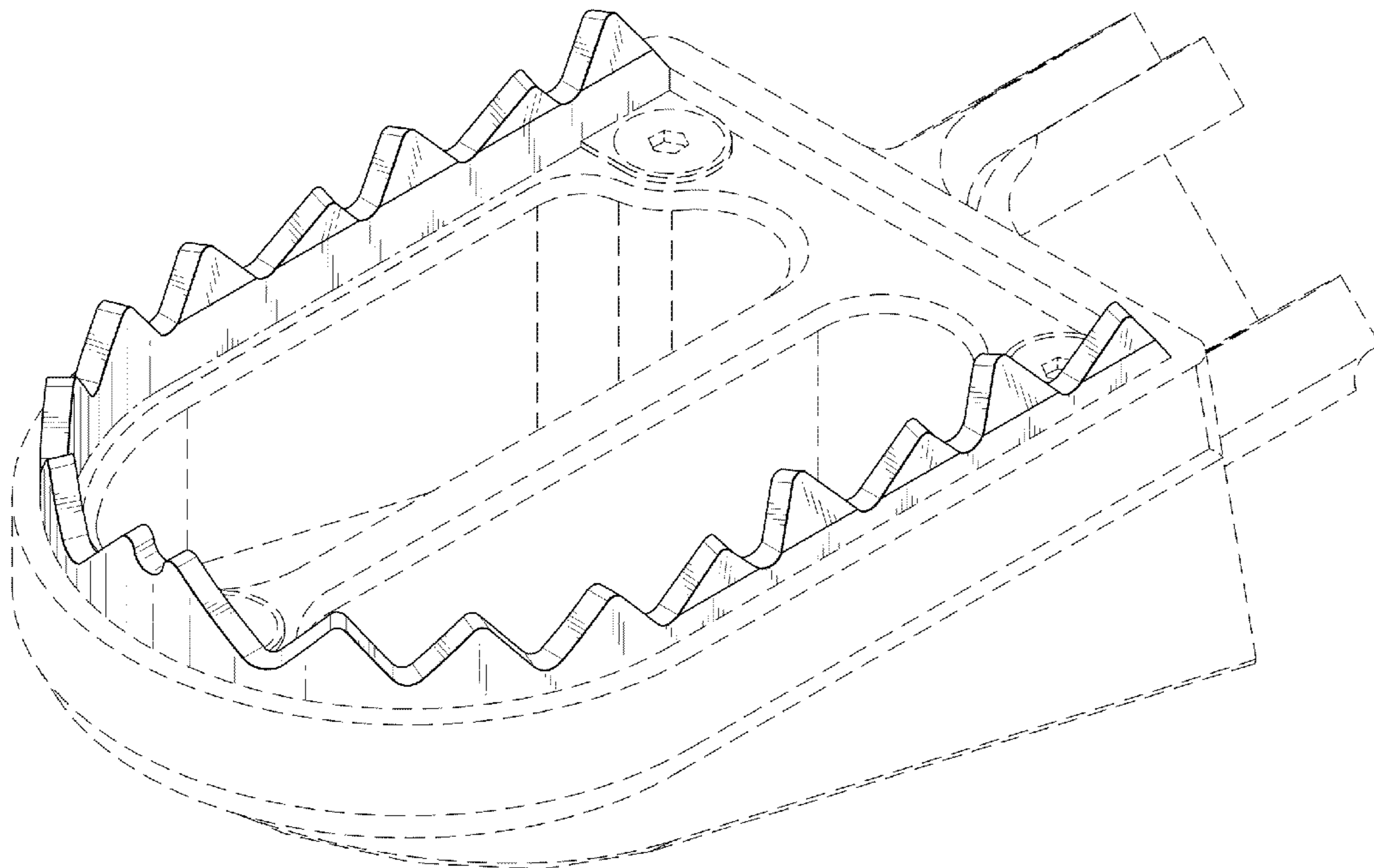
FIG. 1 is a perspective view of a pedal showing my new design;  
FIG. 2 is a front elevational view thereof;  
FIG. 3 is a rear elevational view thereof;  
FIG. 4 is a left side elevational view thereof;  
FIG. 5 is a right side elevational view thereof;  
FIG. 6 is a top plan view thereof; and,  
FIG. 7 is a bottom plan view thereof.  
The broken lines in the drawings illustrate portions of the pedal that do not form part of the claimed design.

**1 Claim, 6 Drawing Sheets**

(56) **References Cited**

**U.S. PATENT DOCUMENTS**

D257,249 S *	10/1980	Kingsbury	.....	D12/125
D277,838 S *	3/1985	Martin	.....	D12/125
D282,652 S *	2/1986	Nista	.....	D12/125
D299,450 S *	1/1989	Chounan	.....	D12/125
D302,668 S *	8/1989	Chounan	.....	74/594.4
D401,535 S *	11/1998	Joseph, Jr.	.....	D12/114



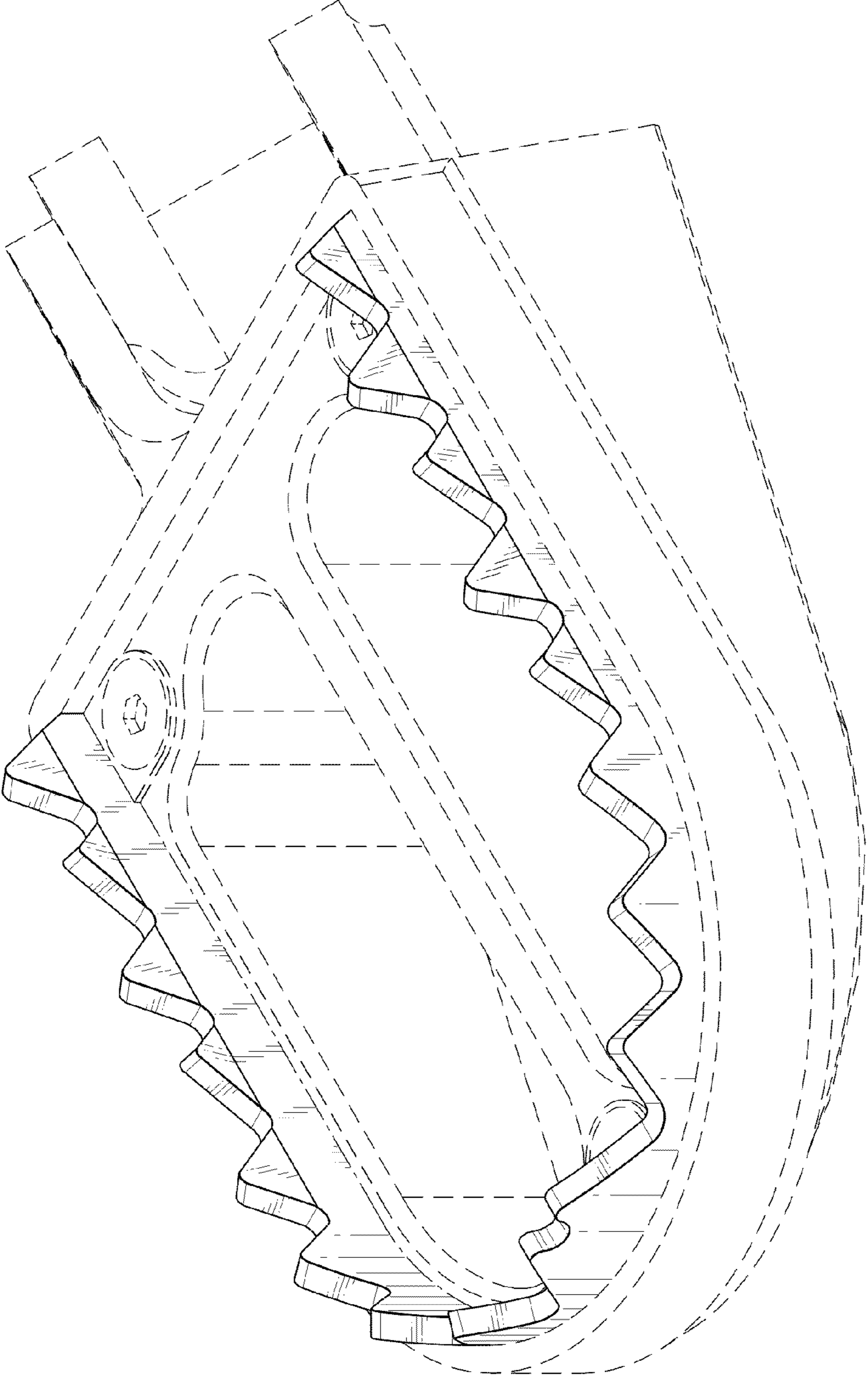


FIG.1

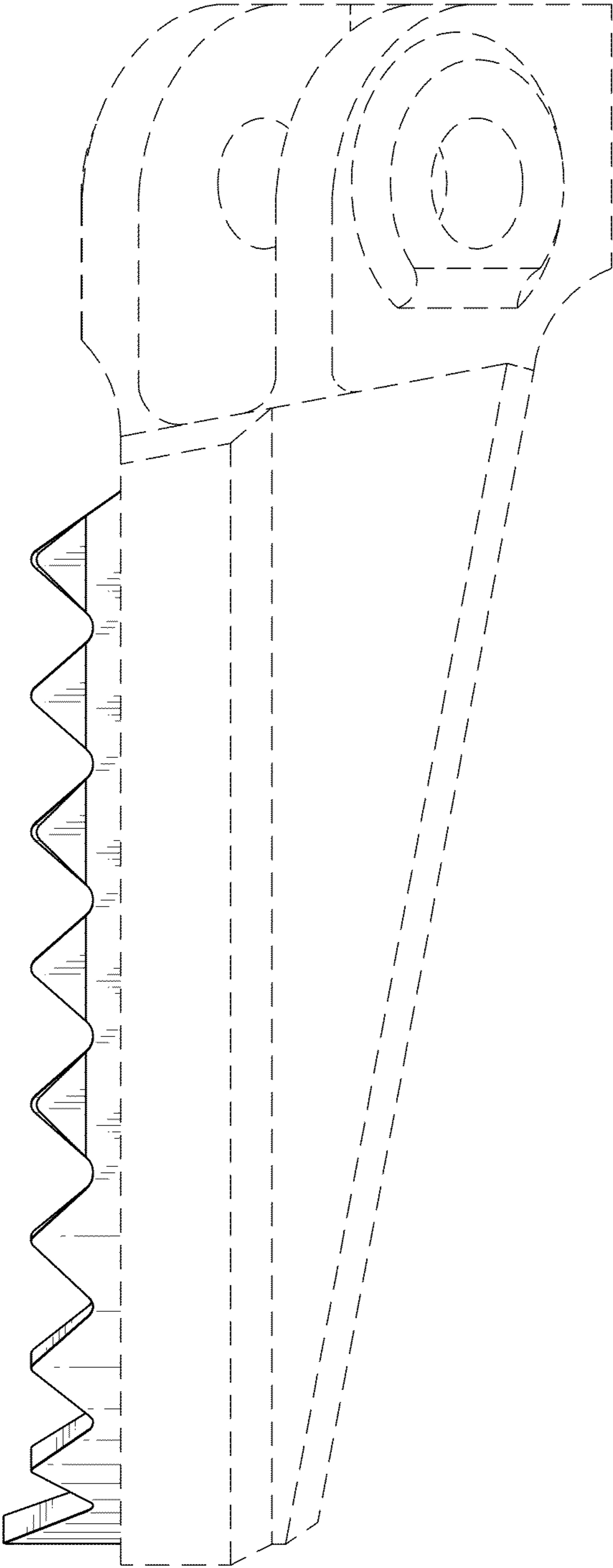


FIG.2

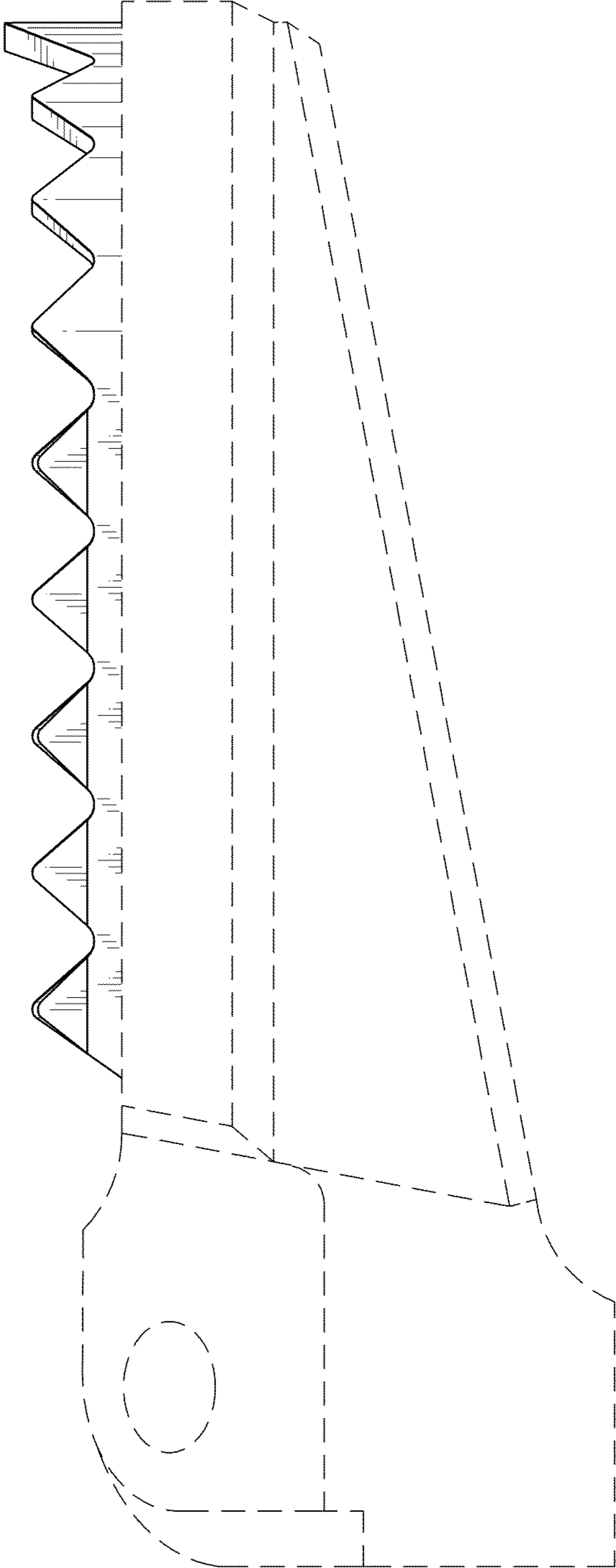


FIG.3

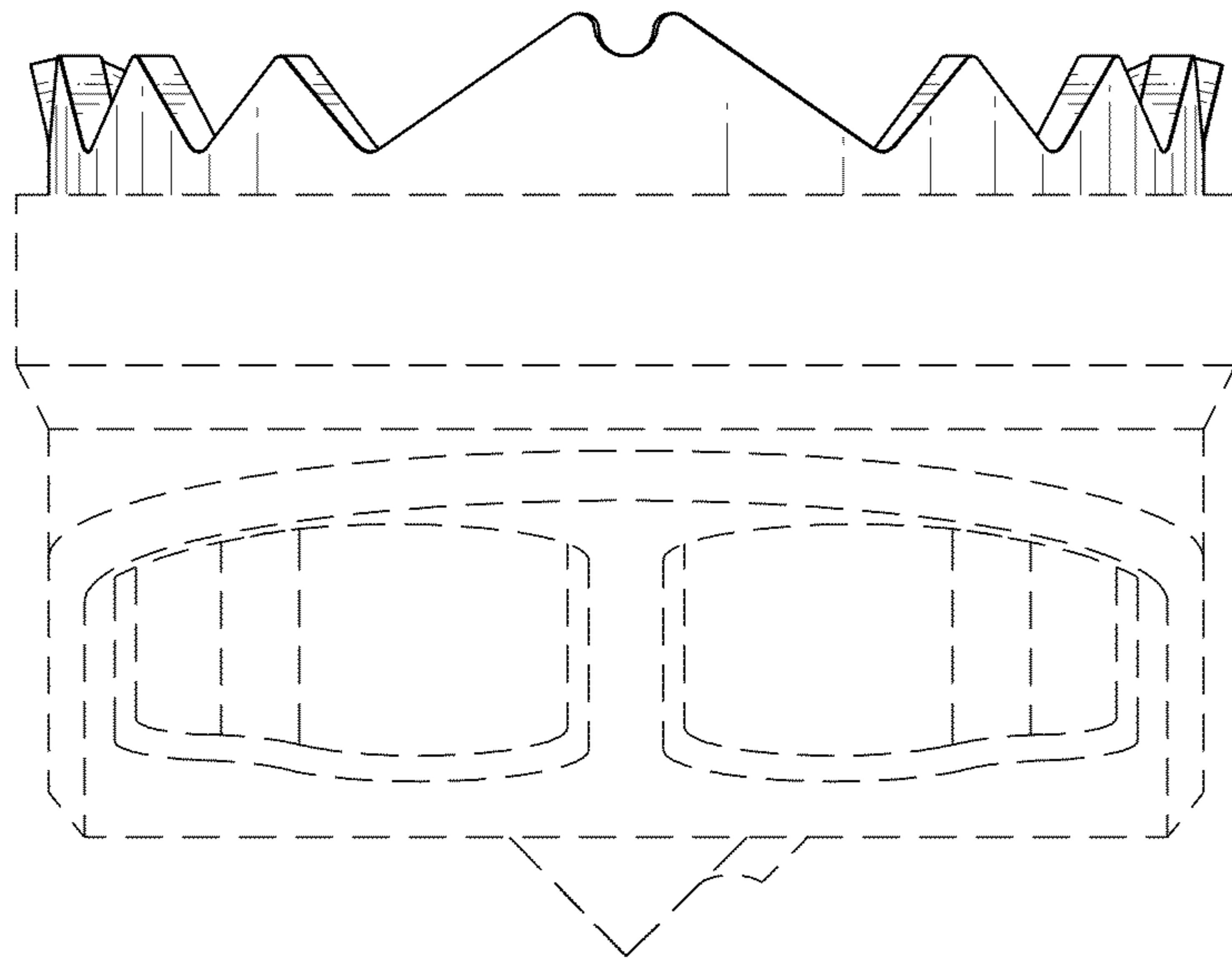


FIG. 4

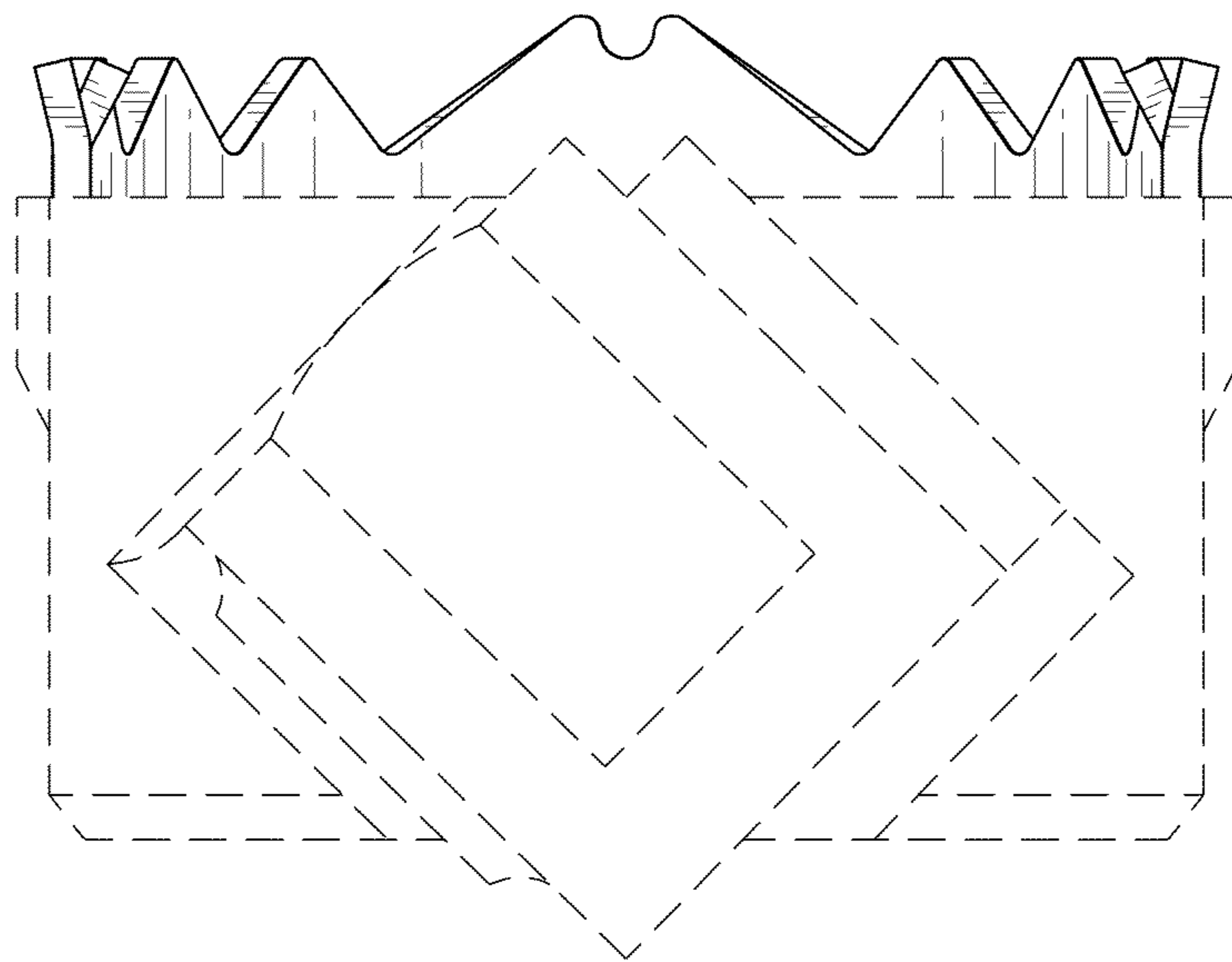


FIG. 5




FIG. 6

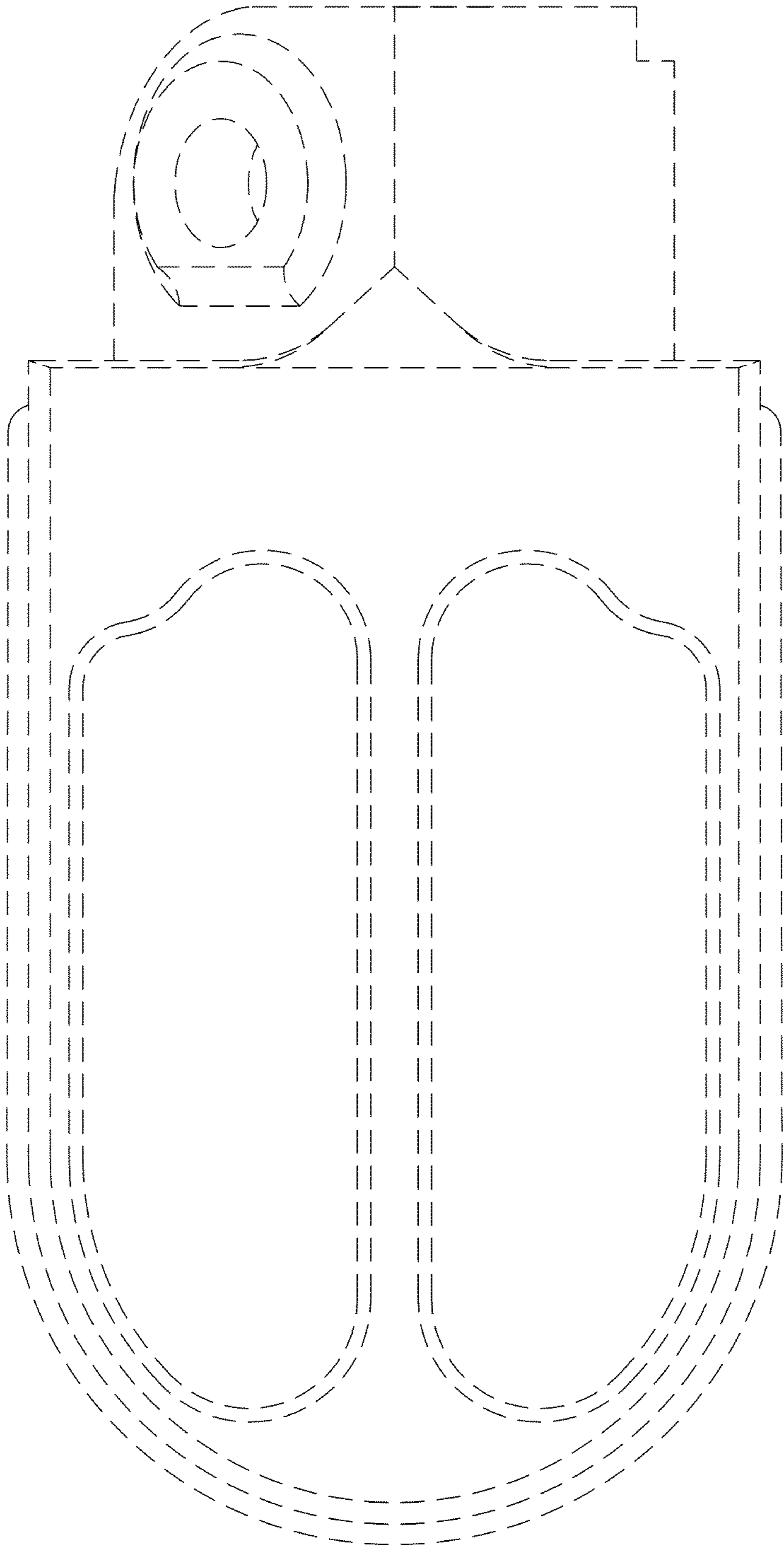


FIG.7