



US00D758250S

(12) **United States Design Patent**
Lesnik et al.

(10) **Patent No.:** **US D758,250 S**
(45) **Date of Patent:** **** Jun. 7, 2016**

(54) **VEHICLE, TOY, AND/OR REPLICAS THEREOF**

D703,584 S * 4/2014 Futschik D12/92
D711,790 S * 8/2014 Futschik D12/164
D716,198 S * 10/2014 Futschik D12/164
D744,383 S * 12/2015 Futschik D12/164
D747,671 S * 1/2016 Frei D12/164

(71) Applicant: **Daimler AG**, Stuttgart (DE)

* cited by examiner

(72) Inventors: **Robert Lesnik**, Leonberg (DE); **Gorden Wagener**, Gaeufelden (DE)

Primary Examiner — Melody N Brown

(73) Assignee: **Daimler AG**, Stuttgart (DE)

(74) *Attorney, Agent, or Firm* — Crowell & Moring LLP

(**) Term: **14 Years**

(57) **CLAIM**

The ornamental design for a vehicle, toy, and/or replicas thereof, as shown and described.

(21) Appl. No.: **29/523,474**

DESCRIPTION

(22) Filed: **Apr. 10, 2015**

(30) **Foreign Application Priority Data**

Oct. 13, 2014 (WO) DM/084 656

(51) **LOC (10) Cl.** **12-08**

(52) **U.S. Cl.**
USPC **D12/92**

(58) **Field of Classification Search**
USPC D12/86, 90–92, 164; D21/421, 433,
D21/434; 296/181.1, 181.5
CPC B62D 35/00; B62D 25/00; B62D 25/06;
B62D 25/08; B62D 33/00
See application file for complete search history.

This application contains subject matter related to the following co-pending U.S. design patent applications:

Application Ser. No. 29/523,475, filed herewith and entitled “Rear Portion of a Vehicle, Toy, and/or Replicas Thereof”;

Application Ser. No. 29/523,476, filed herewith and entitled “Taillight for a Vehicle”

Application Ser. No. 29/523,477, filed herewith and entitled “Taillight for a Vehicle”; and

Application Ser. No. 29/523,480, filed herewith and entitled “Vehicle, Toy, and/or Replicas Thereof”.

FIG. 1 is a left, front perspective view of a vehicle, toy, and/or replicas thereof according to the design;

FIG. 2 is a left, rear perspective view thereof;

FIG. 3 is a left side view thereof;

FIG. 4 is a right side view thereof;

FIG. 5 is a front view thereof;

FIG. 6 is a rear view thereof; and,

FIG. 7 is a top view thereof.


The broken lines are for illustrative purposes only and form no part of the claimed design.

(56) **References Cited**

U.S. PATENT DOCUMENTS

D580,826 S * 11/2008 Rhoades D12/92
D635,893 S 4/2011 Baur et al.
D635,898 S 4/2011 Baur et al.
D664,078 S * 7/2012 Futschik D12/164
D701,798 S * 4/2014 Futschik D12/164

1 Claim, 6 Drawing Sheets



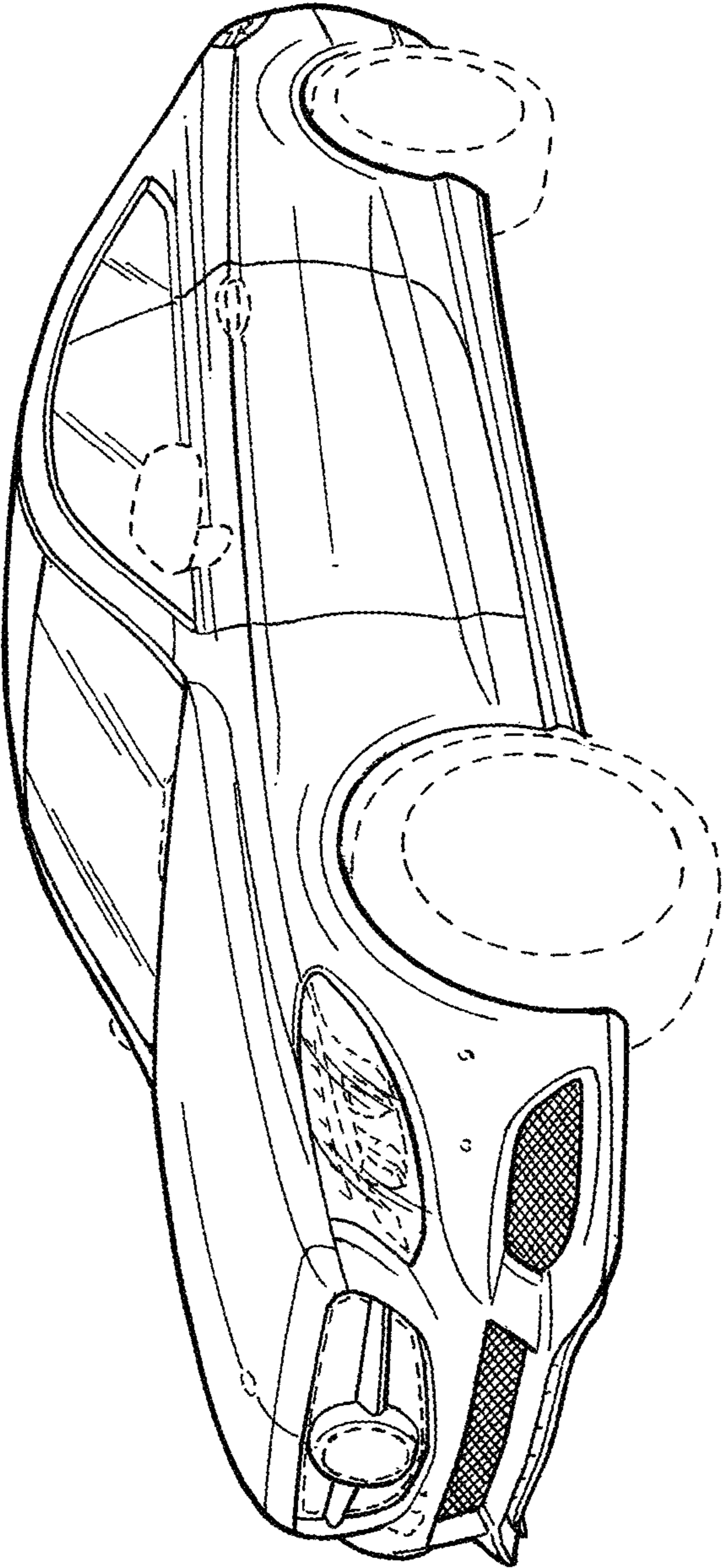


FIG. 1

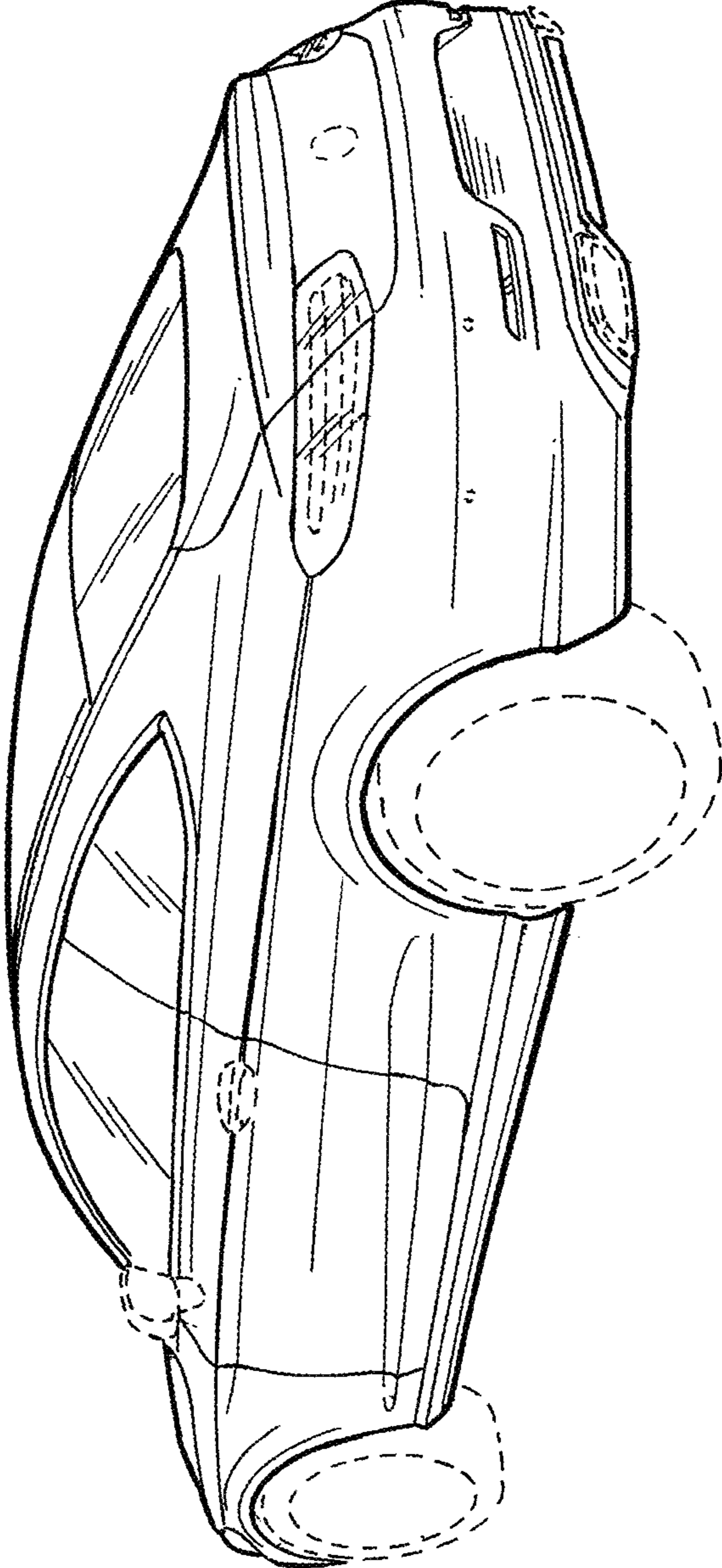


FIG. 2

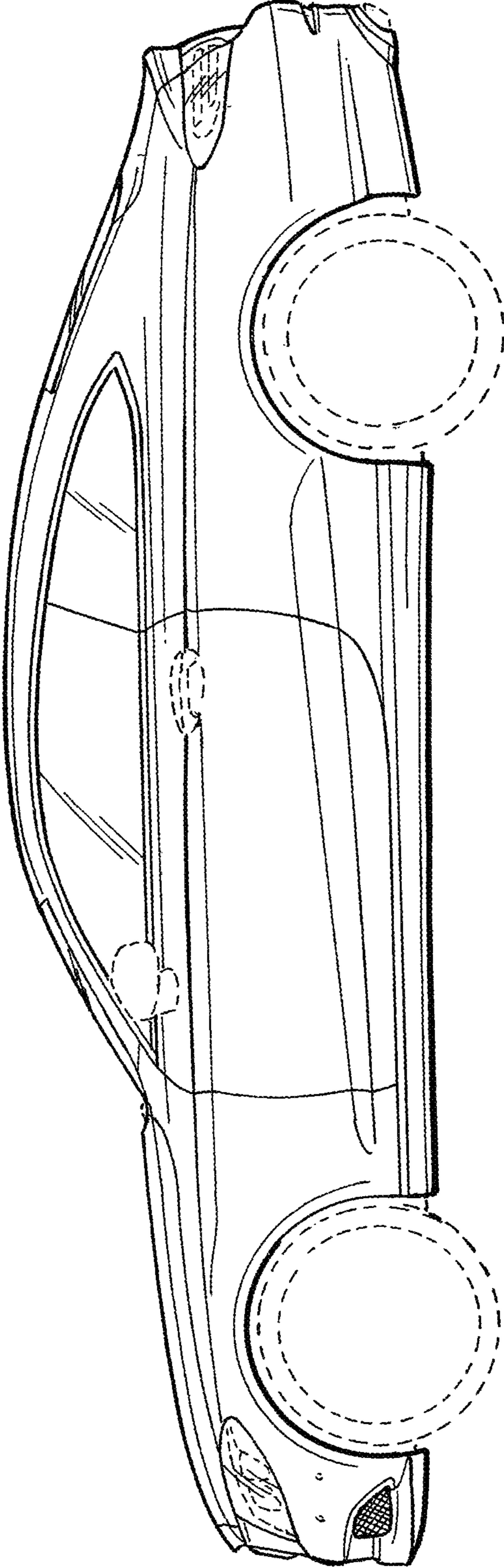


FIG. 3

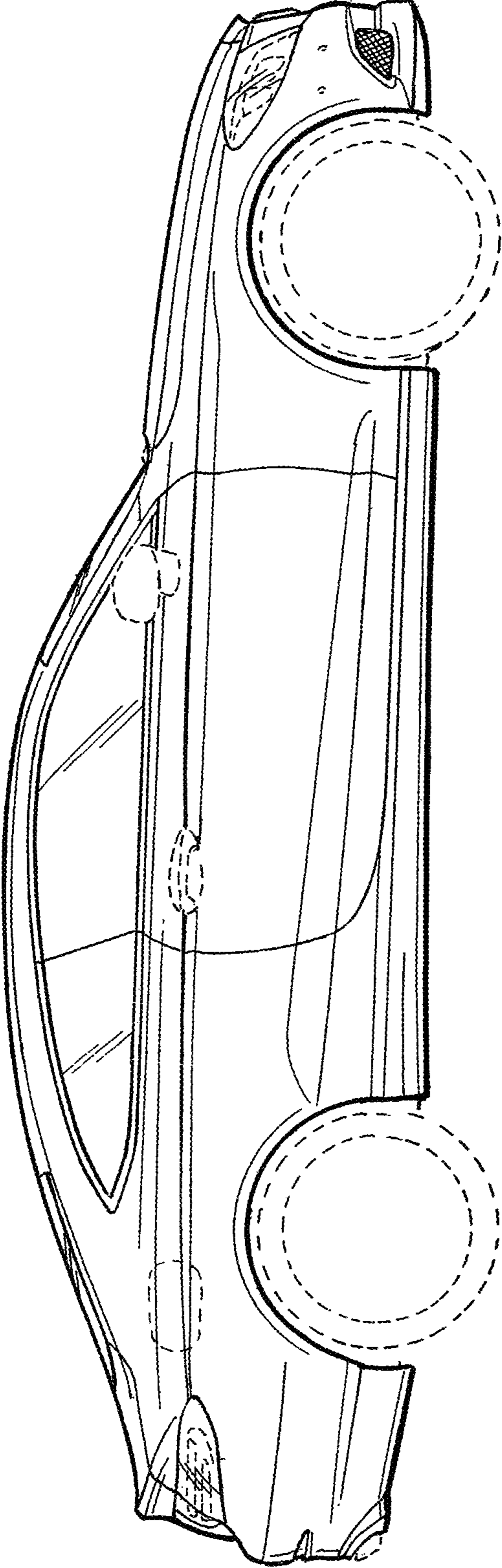


FIG. 4




FIG. 5




FIG. 6

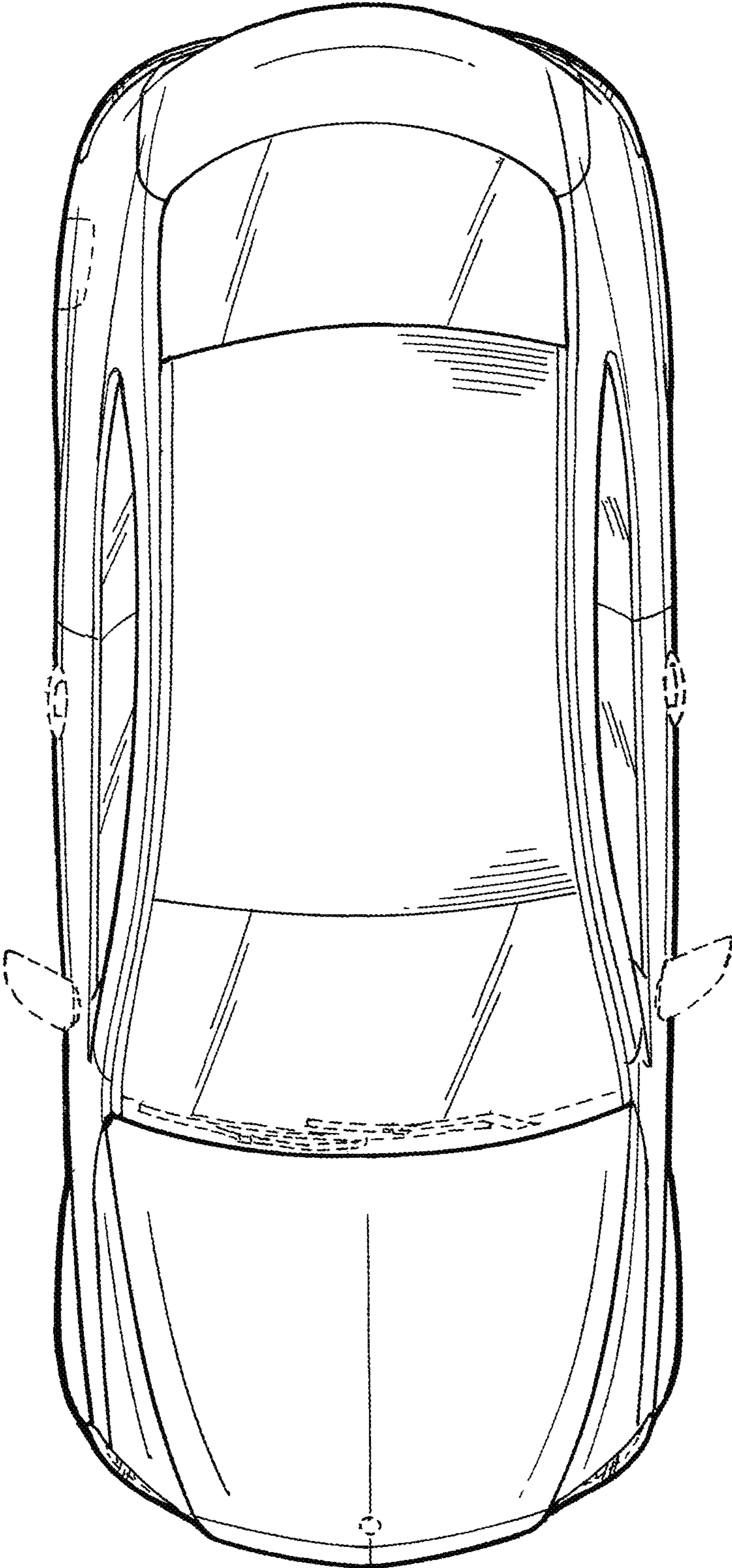


FIG. 7