



US00D758249S

(12) **United States Design Patent**
Callum et al.

(10) **Patent No.:** **US D758,249 S**
(45) **Date of Patent:** **** Jun. 7, 2016**

(54) **VEHICLE**

(71) Applicant: **Jaguar Land Rover Limited**, Coventry (GB)

(72) Inventors: **Ian Callum**, Coventry (GB); **Cesar Pieri**, Coventry (GB); **Alister Whelan**, Coventry (GB); **Tadeusz Jelec**, Coventry (GB)

(73) Assignee: **Jaguar Land Rover Limited** (GB)

(**) Term: **14 Years**

(21) Appl. No.: **29/512,606**

(22) Filed: **Dec. 19, 2014**

(30) **Foreign Application Priority Data**

Jun. 24, 2014 (EM) 002488932

(51) **LOC (10) Cl.** **12-08**

(52) **U.S. Cl.**
USPC **D12/92**

(58) **Field of Classification Search**
USPC D12/86, 90-92, 88; D21/421, 433, 434;
296/181.1, 181.5

CPC B62D 35/00; B62D 25/00; B62D 25/06;
B62D 33/00

See application file for complete search history.

(56) **References Cited**

U.S. PATENT DOCUMENTS

D704,101 S *	5/2014	Beaven	D12/92
D726,074 S *	4/2015	Beaven	D12/92
D741,226 S *	10/2015	Callum	D12/92
D744,902 S *	12/2015	Callum	D12/92
D744,903 S *	12/2015	Jelec	D12/92

* cited by examiner

Primary Examiner — Melody N Brown

(74) *Attorney, Agent, or Firm* — Fishman Stewart PLLC


(57) **CLAIM**

The ornamental design for a vehicle, as shown and described.

DESCRIPTION

FIG. 1 is a front perspective view of a vehicle;
FIG. 2 is a rear perspective view of a vehicle;
FIG. 3 is a left side view of a vehicle;
FIG. 4 is a right side view of a vehicle;
FIG. 5 is a front view of a vehicle;
FIG. 6 is a rear view of a vehicle; and,
FIG. 7 is a top view of a vehicle.
Portions of the figures shown in dashed lines are for illustrative purposes only and form no part of the claimed design.

1 Claim, 5 Drawing Sheets



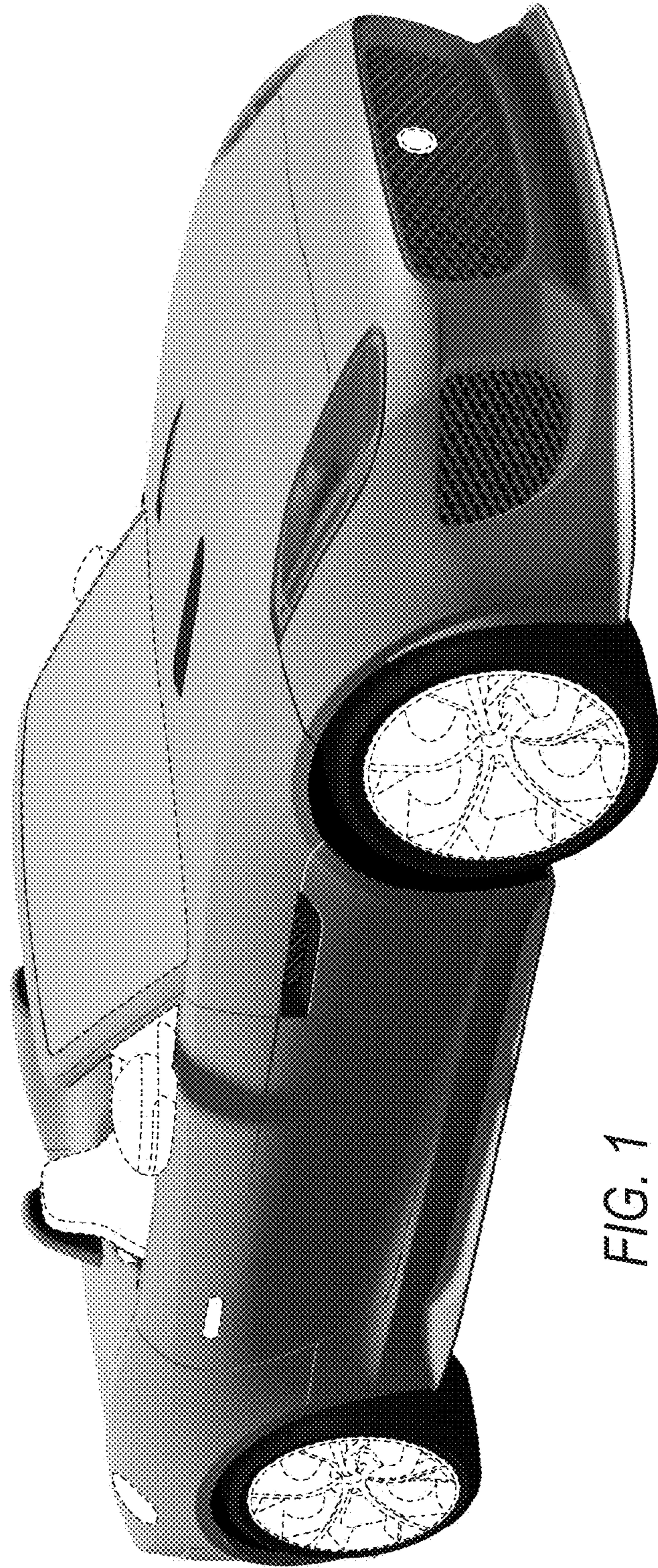


FIG. 1

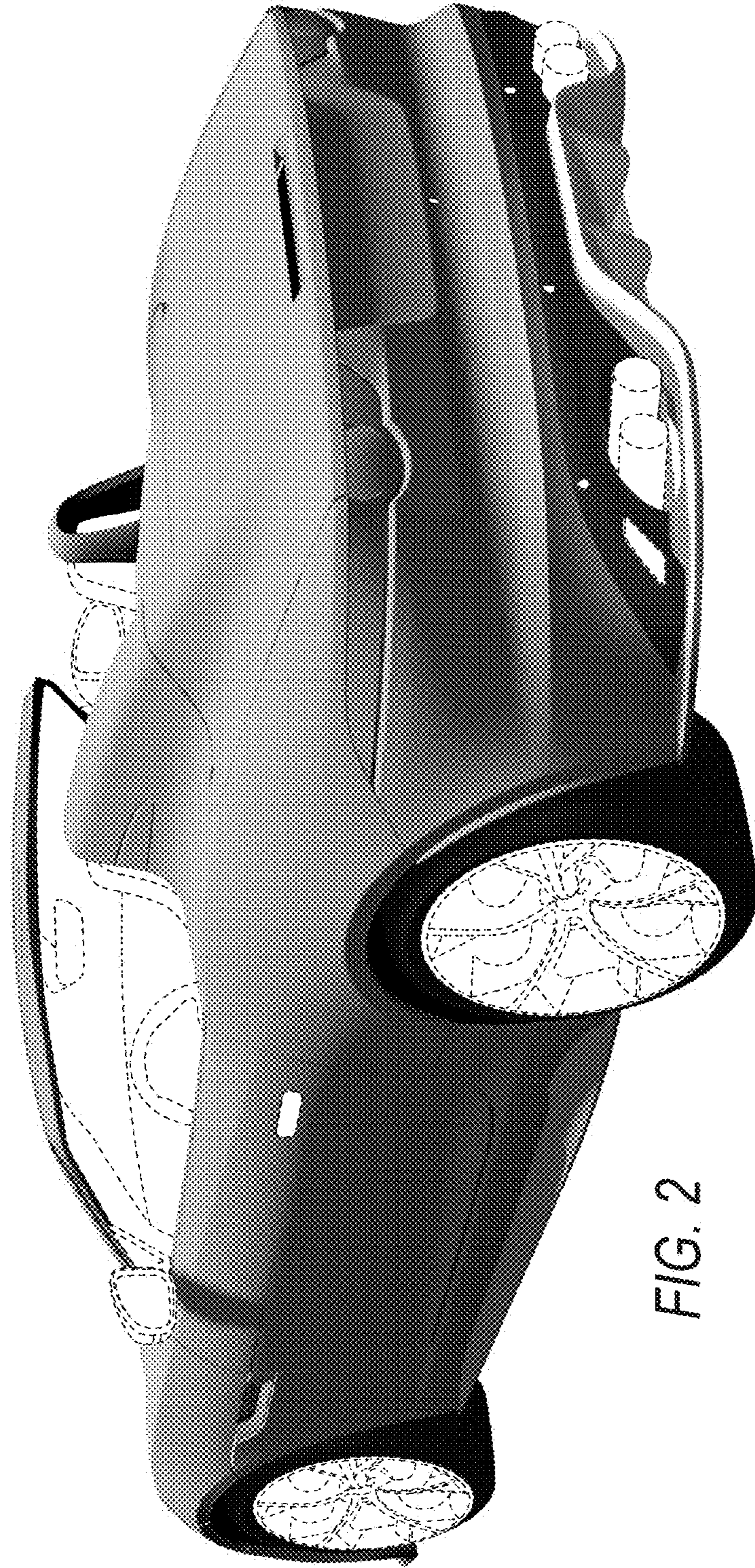


FIG. 2

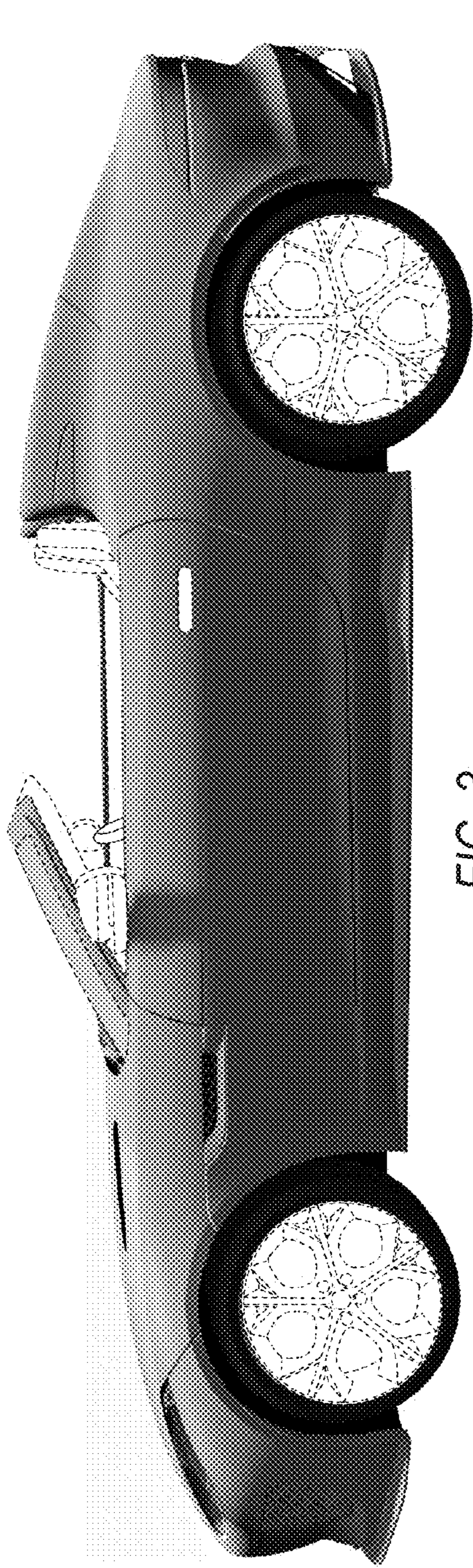


FIG. 3

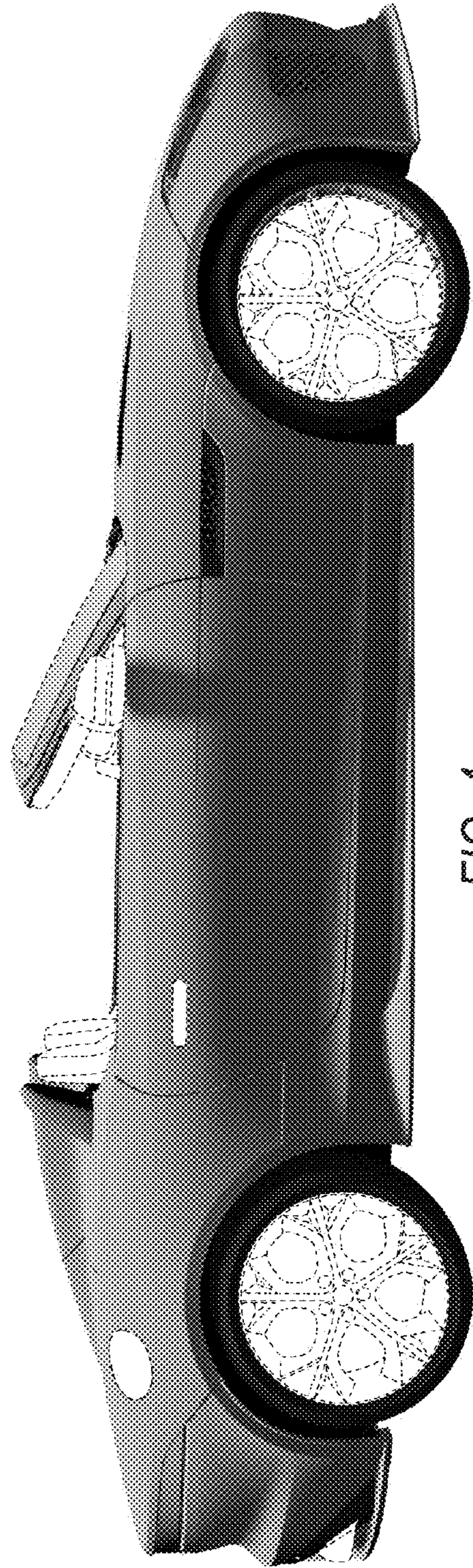


FIG. 4




FIG. 5




FIG. 6

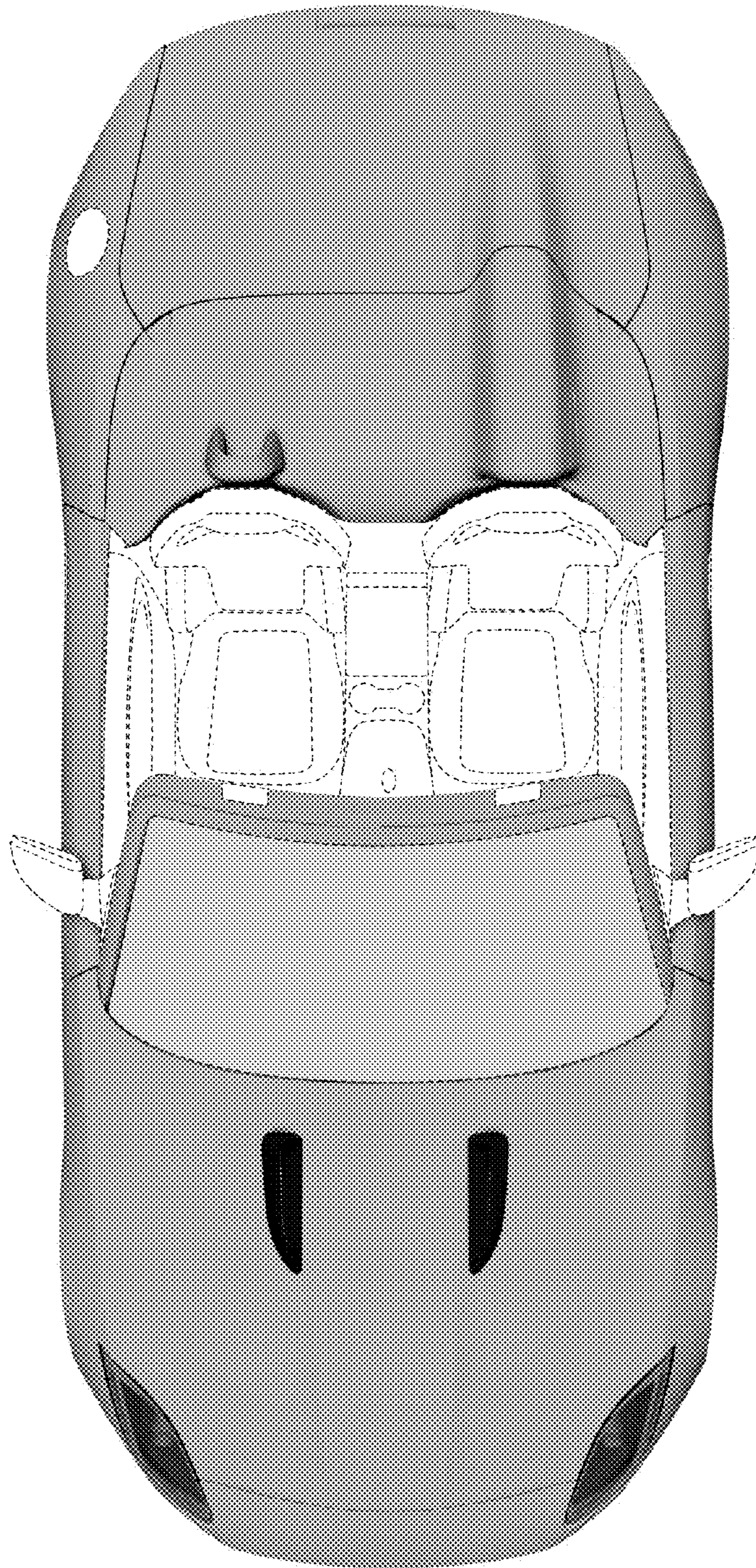


FIG. 7