



US00D758238S

(12) **United States Design Patent**
Vaughan et al.

(10) **Patent No.:** **US D758,238 S**
(45) **Date of Patent:** **** Jun. 7, 2016**

(54) **PENDANT**

(71) Applicant: **Athletes for Christ, LP**, Beaumont, TX
(US)

(72) Inventors: **John Kennedy Vaughan**, Beaumont, TX
(US); **Tammie Vaughan**, Beaumont, TX
(US)

(73) Assignee: **ATHLETES FOR CHRIST, LP**,
Beaumont, TX (US)

(**) Term: **14 Years**

(21) Appl. No.: **29/515,687**

(22) Filed: **Jan. 26, 2015**

(51) **LOC (10) Cl.** **11-01**

(52) **U.S. Cl.**
USPC **D11/81**

(58) **Field of Classification Search**
USPC D11/1, 2, 7, 8, 40-44, 79-86, 90, 91,
D11/92, 93, 54, 56, 47, 48, 62, 53, 73, 104;
D21/787; 2/159, 161.1; D29/116.1,
D29/116.3, 117.1; 463/8

CPC A44C 1/00; A44C 3/00; A44C 3/004;
A44C 3/005; A44C 3/007; A44C 3/008;
A44C 5/02; A44C 7/002; A44C 25/00;
A44C 25/001; A44C 25/002; A44C 25/004;
A44C 25/005; A44C 25/007

See application file for complete search history.

(56) **References Cited**

U.S. PATENT DOCUMENTS

1,622,322 A * 3/1927 Kennedy A63B 71/145
2/18
D159,116 S * 6/1950 Weinberg D11/44
D166,097 S * 3/1952 Myers D11/48

D273,343 S * 4/1984 Albert D29/116.1
D274,015 S * 5/1984 Golomb D29/116.1
D281,373 S * 11/1985 Golomb D29/116.1
D436,325 S * 1/2001 Agosto D11/81

OTHER PUBLICATIONS

[Online] <http://image.rakuten.co.jp/e-bns/cabinet/pendant05/neck-1329-2.jpg>. Retrieved Jan. 4, 2016.*

[Online] http://cdn.shopify.com/s/files/1/0431/2509/products/cssptbox02_grande.jpg?v=1401152351. Retrieved Jan. 4, 2016.*

[Online] http://cdn1.bigcommerce.com/n-63unu/d05toasu/products/628/images/869/Boxing_Glove_SS_Mens_17186.1416421189.1280.1280.jpg?c=2. Retrieved Jan. 4, 2016.*

[Online] <http://image.rakuten.co.jp/e-bns/cabinet/neck04/neck-1119-3.jpg>. Retrieved Jan. 4, 2016.*

* cited by examiner

Primary Examiner — Garth Rademaker

Assistant Examiner — Melanie Pellegrini

(74) *Attorney, Agent, or Firm* — Egbert Law Offices, PLLC

(57) **CLAIM**

The ornamental design for a pendant, as shown and described.

DESCRIPTION

FIG. 1 is a perspective view of a pendant showing our new design.

FIG. 2 is a front thereof;

FIG. 3 is a rear view thereof;

FIG. 4 is a side view thereof;

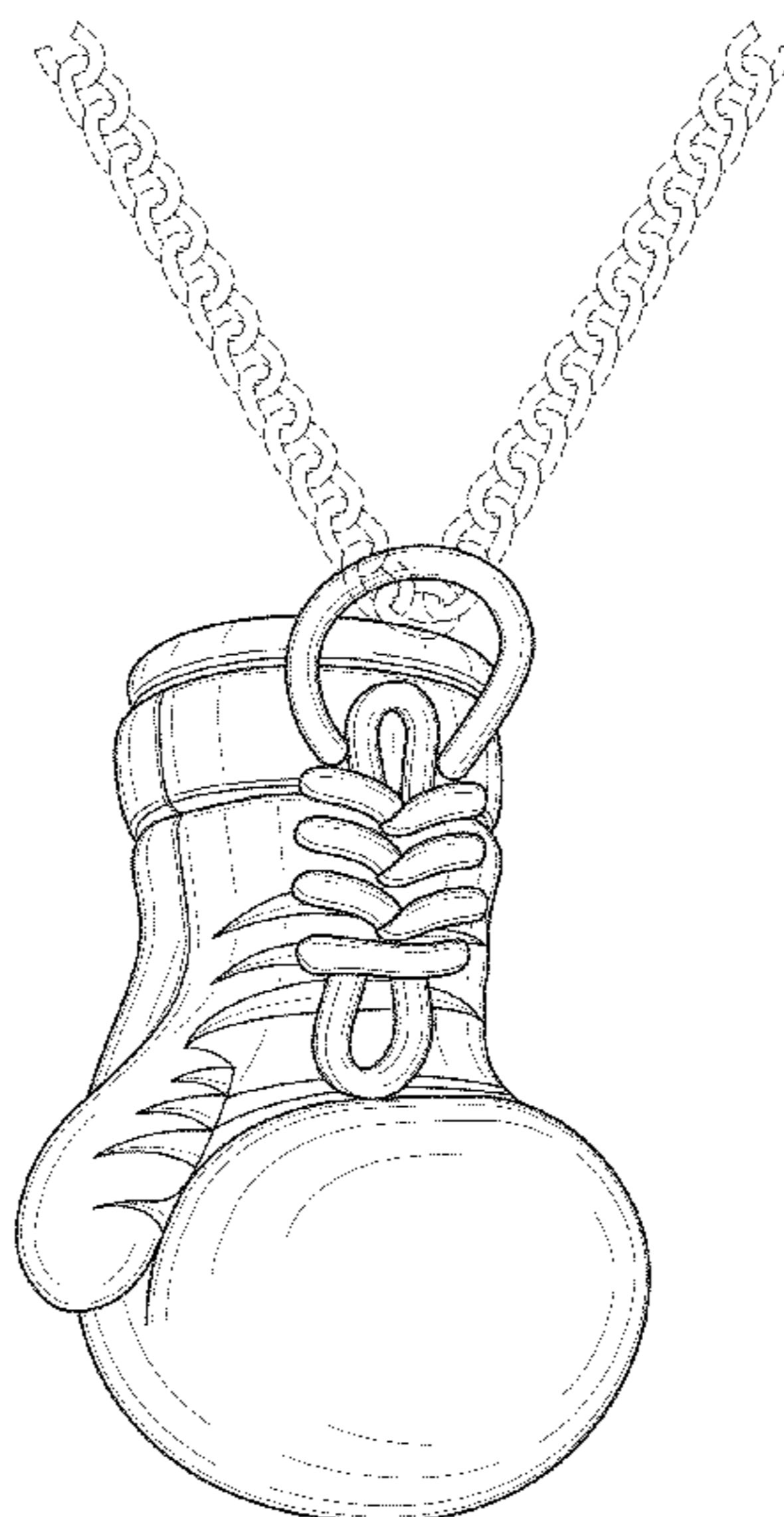
FIG. 5 is an opposite view thereof;

FIG. 6 is a top view thereof; and,

FIG. 7 is a bottom view thereof.

The broken lines showing a chain in FIG. 1 represent environmental subject matter and all other broken lines in the drawings represent unclaimed portions of the pendant. The broken lines form no part of the claimed design.

1 Claim, 2 Drawing Sheets



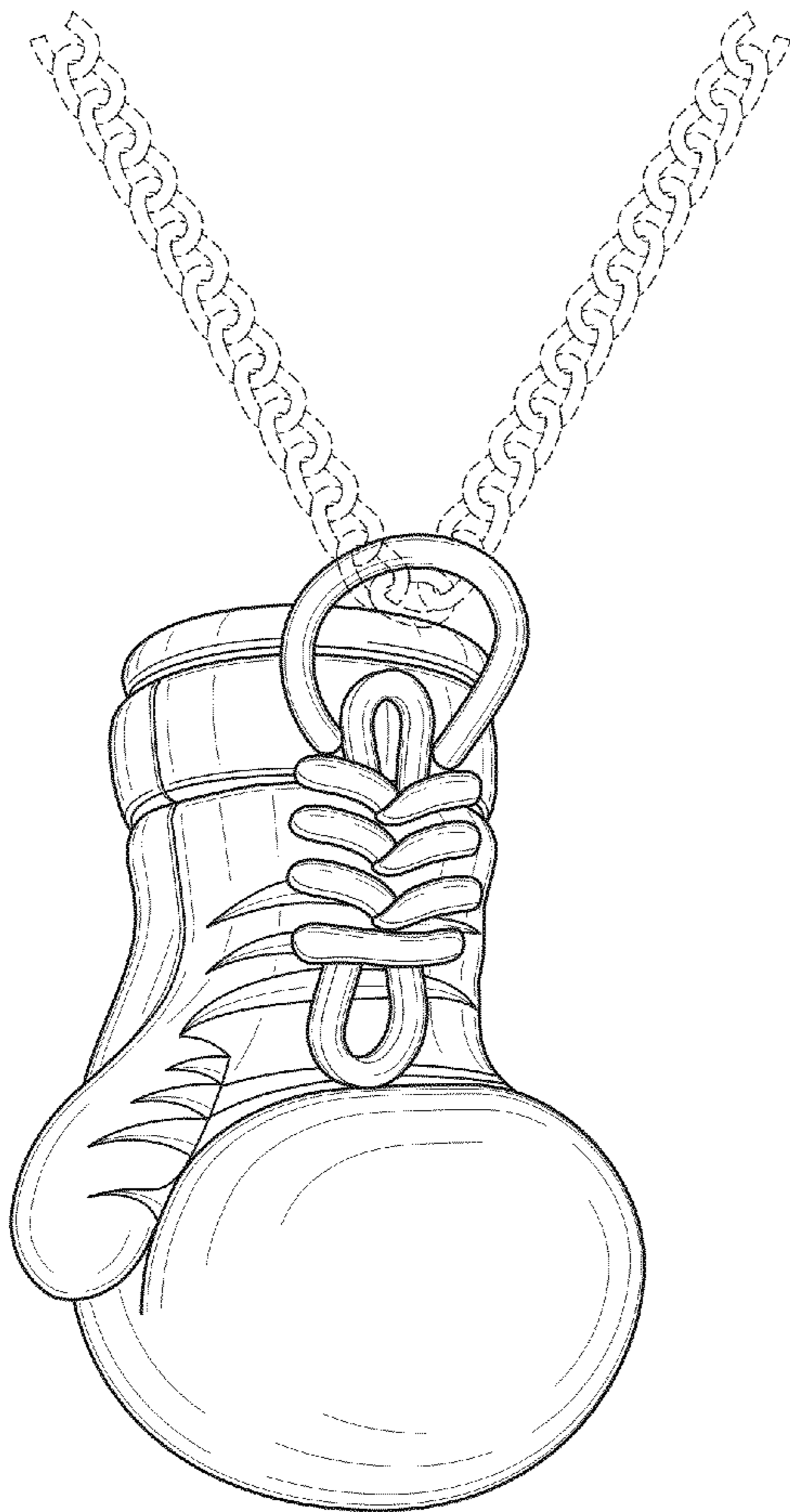


FIG. 1



FIG. 2

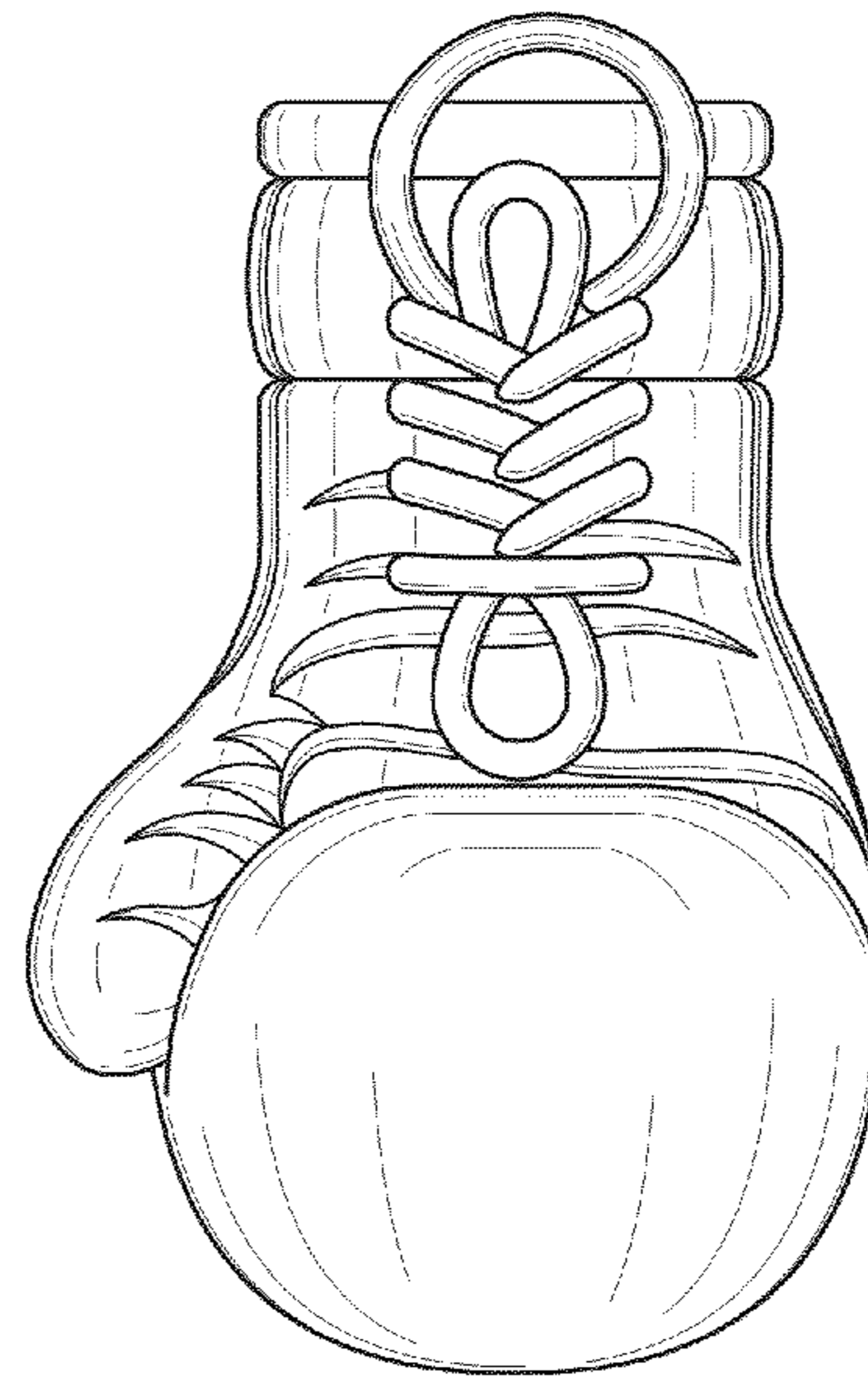


FIG. 3

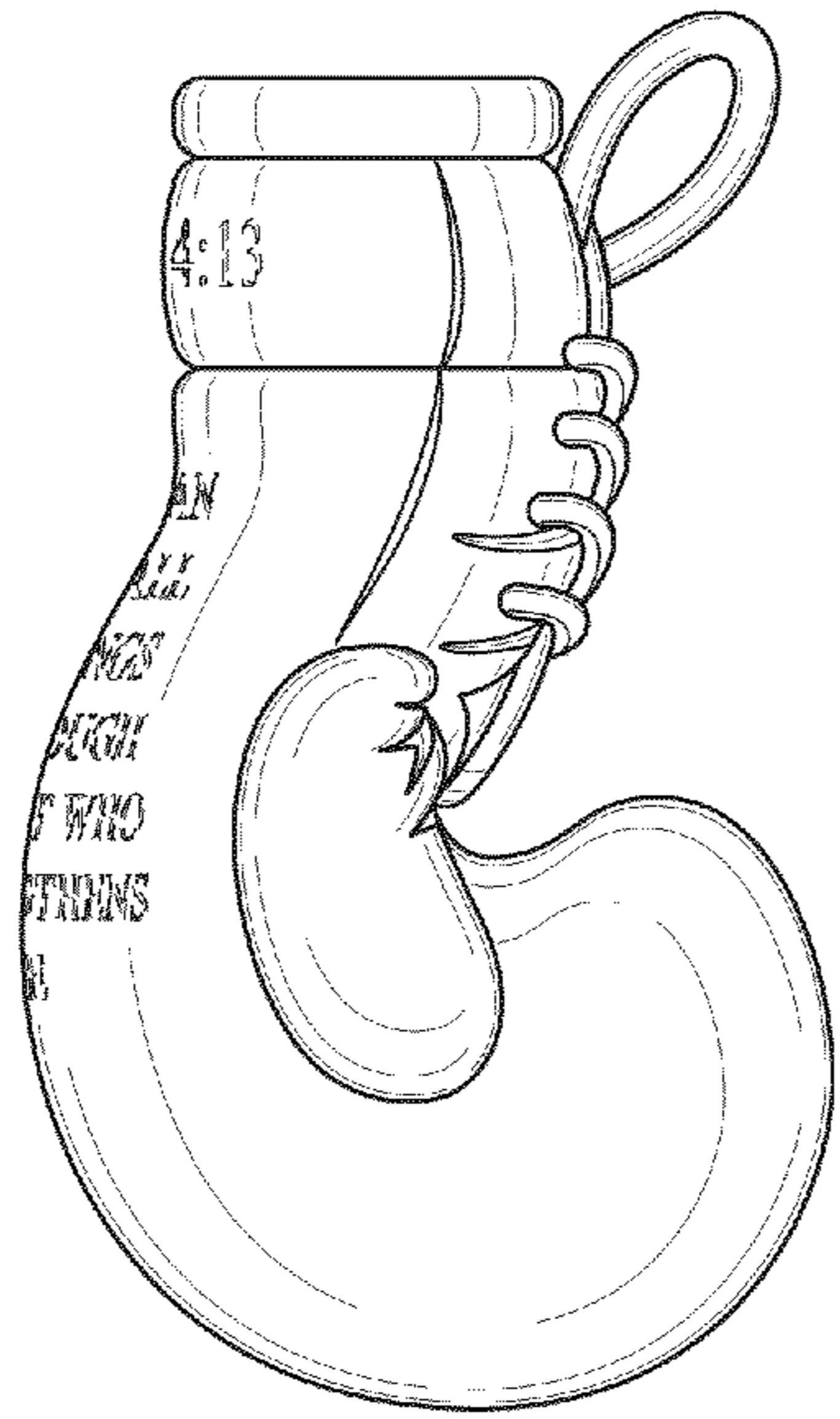


FIG. 4

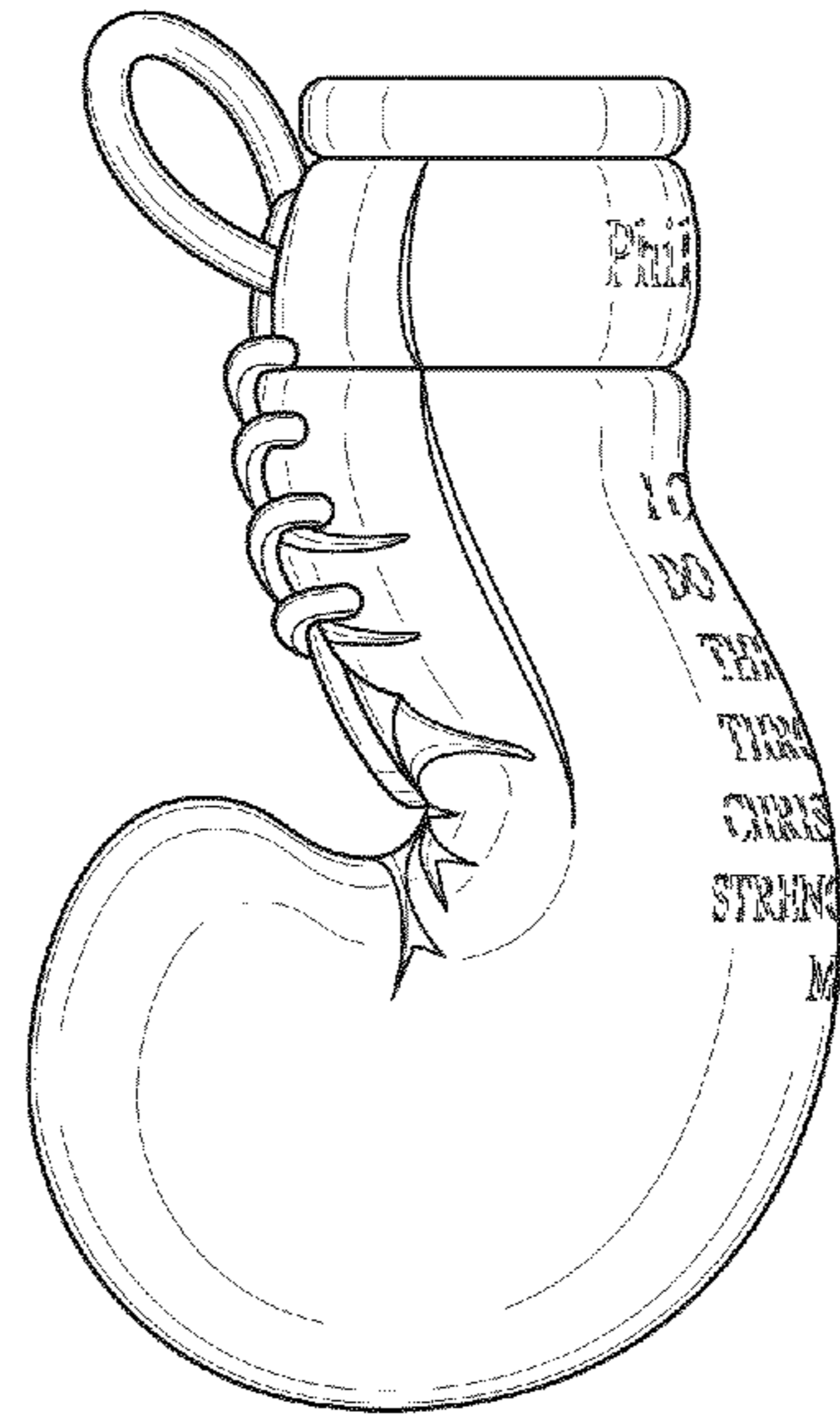


FIG. 5

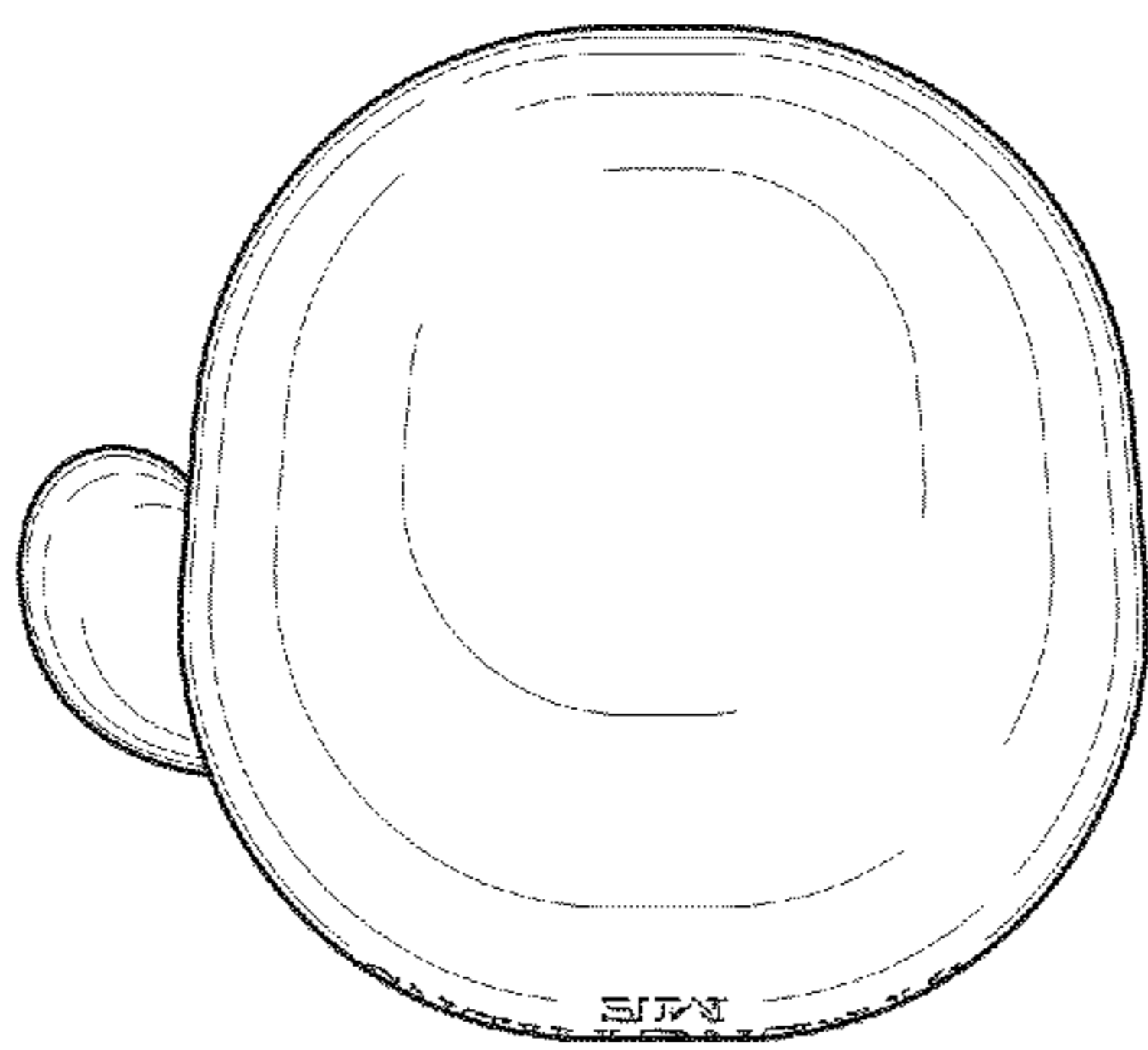


FIG. 6

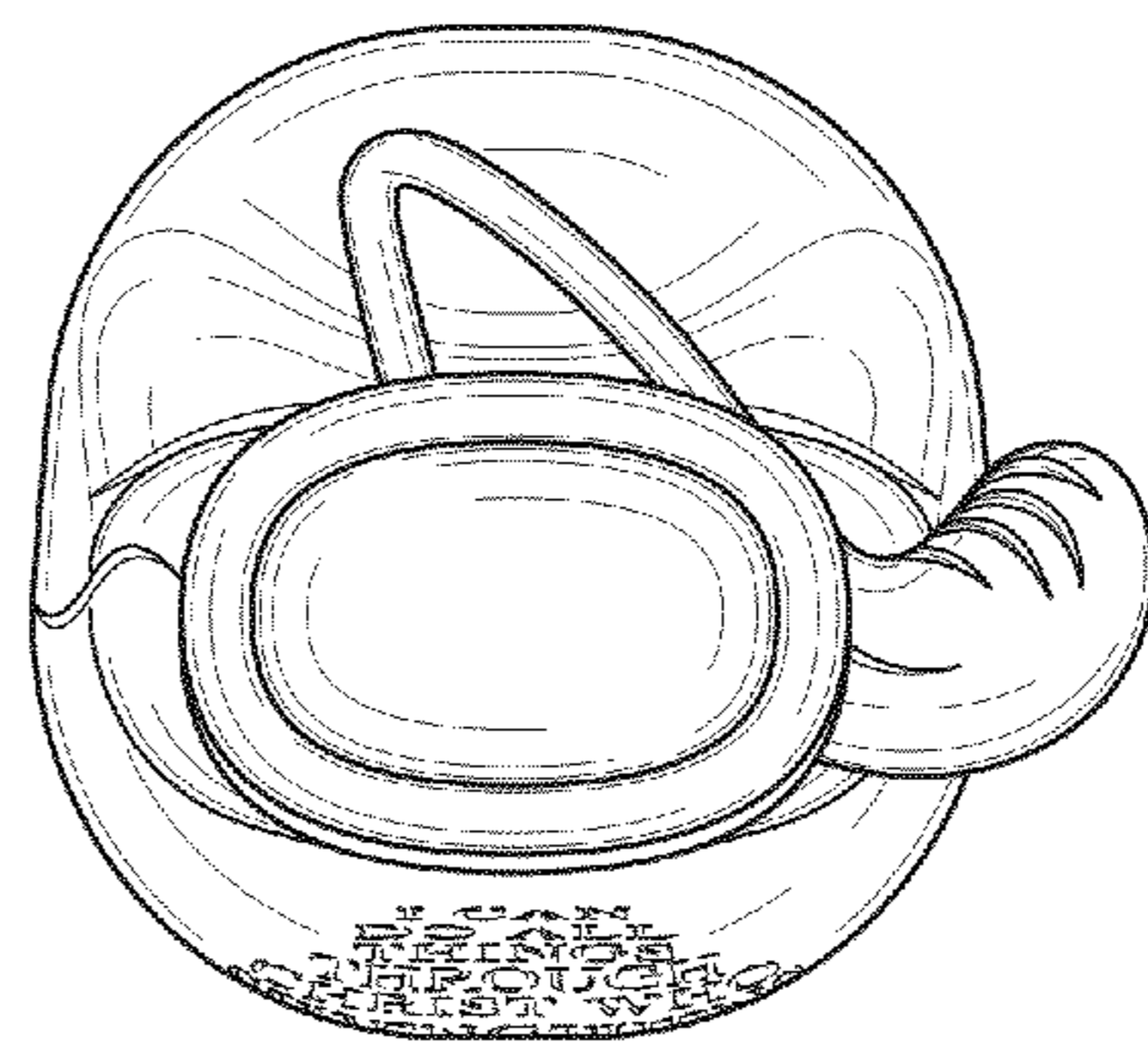


FIG. 7