



US00D758237S

(12) **United States Design Patent**  
**Le Bail**

(10) **Patent No.:** **US D758,237 S**  
(45) **Date of Patent:** **\*\* Jun. 7, 2016**

(54) **RING**

(56) **References Cited**

(71) Applicant: **Cartier Creation Studio SA**, Geneva  
(CH)

U.S. PATENT DOCUMENTS

(72) Inventor: **Wilfrid Le Bail**, Paris (FR)

D298,422 S *	11/1988	Messa .....	D11/34
D301,121 S *	5/1989	Messa .....	D11/34
5,419,158 A *	5/1995	Sandberg .....	A44C 9/0046 63/15.1
D373,096 S *	8/1996	Bergagnini .....	D11/28
D400,464 S *	11/1998	Kothari .....	D11/28
D508,216 S *	8/2005	Hardy .....	D11/34
D603,743 S *	11/2009	Verdeille .....	D11/34
D619,918 S *	7/2010	Iacomucci .....	D11/34
D626,025 S *	10/2010	Iacomucci .....	D11/26
D744,891 S *	12/2015	Wempe .....	D11/34

(73) Assignee: **Cartier International AG**, Steinhausen  
(CH)

(\*\*) Term: **15 Years**

(21) Appl. No.: **29/527,339**

\* cited by examiner

(22) Filed: **May 18, 2015**

*Primary Examiner* — Cynthia Ramirez

(51) **LOC (10) Cl.** ..... **11-01**

*Assistant Examiner* — Llorellys Martinez-Rivera

(52) **U.S. Cl.**  
USPC ..... **D11/34**

(74) *Attorney, Agent, or Firm* — Taft Stettinius & Hollister  
LLP

(58) **Field of Classification Search**  
USPC ..... D11/1-3, 12-14, 26-45, 75-94; 63/3,  
63/3.1, 3.2, 12, 13, 14.1, 14.2, 14.3, 15,  
63/15.1, 15.2, 15.3, 15.4, 15.45, 15.5,  
63/15.6, 15.65, 15.7, 15.8, 15.9, 18, 20,  
63/26, 27, 28, 29.1, 29.2, 30, 31, 32  
CPC ..... A44C 17/02; A44C 17/04; A44C 17/046;  
A44C 17/005; A44C 17/00; A44C 17/001;  
A44C 25/001; A44C 9/0053; A44C 9/0061;  
A44C 9/0046; A44C 9/02; A44C 9/0084;  
A44C 7/00; A44C 15/001; A44C 15/0035;  
Y10T 29/49593; Y10T 29/23

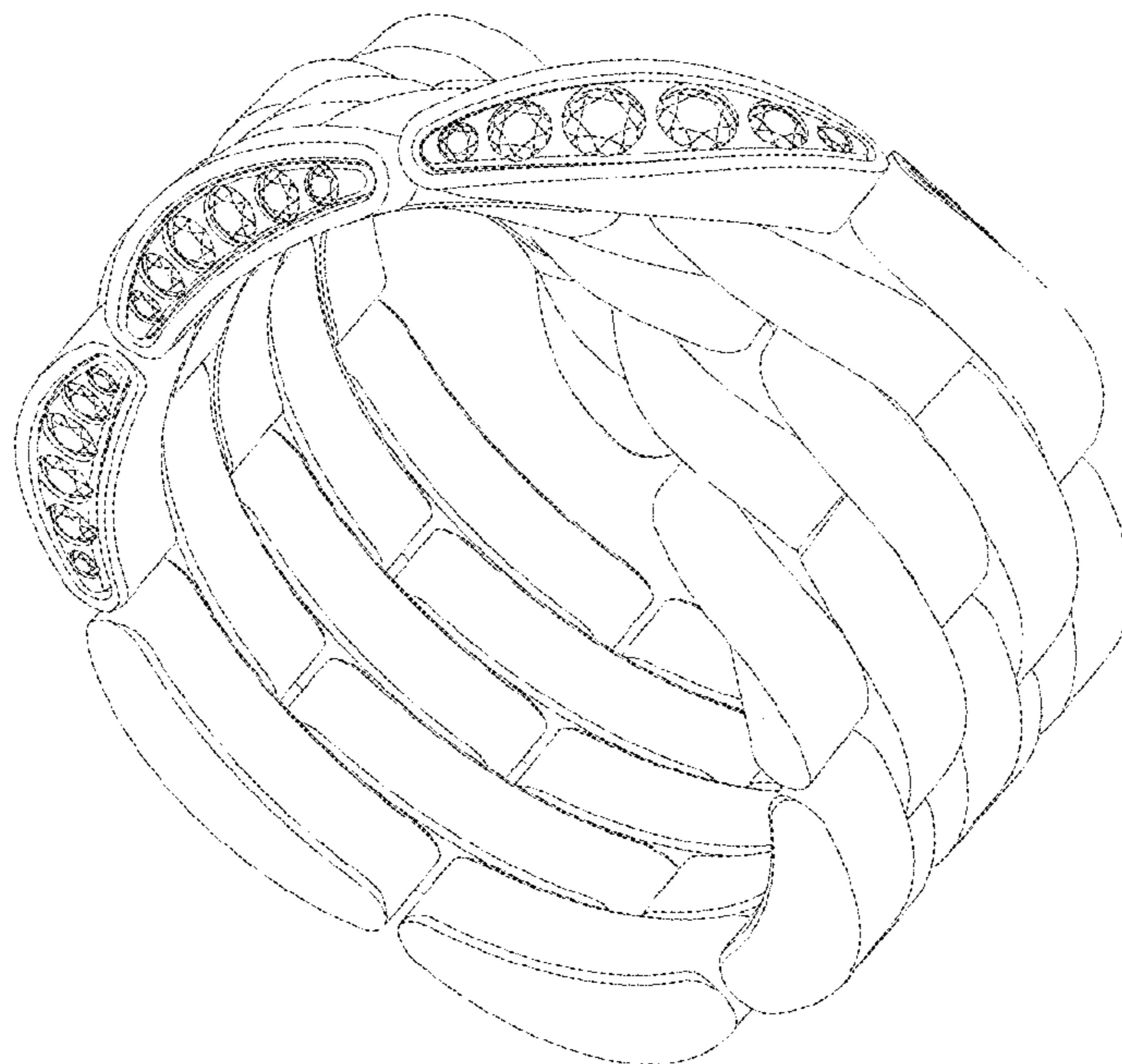
See application file for complete search history.

(57) **CLAIM**  
The ornamental design for a ring, as shown and described.

**DESCRIPTION**

FIG. 1 is a top side view of a ring showing my new design;  
FIG. 2 is a bottom side view of the ring of FIG. 1.  
FIG. 3 is a right side view of the ring of FIG. 1.  
FIG. 4 is a left side view of the ring of FIG. 1.  
FIG. 5 is a front side view of the ring of FIG. 1.  
FIG. 6 is a rear side view of the ring of FIG. 1; and,  
FIG. 7 is a front side perspective view of the ring of FIG. 1.

**1 Claim, 3 Drawing Sheets**



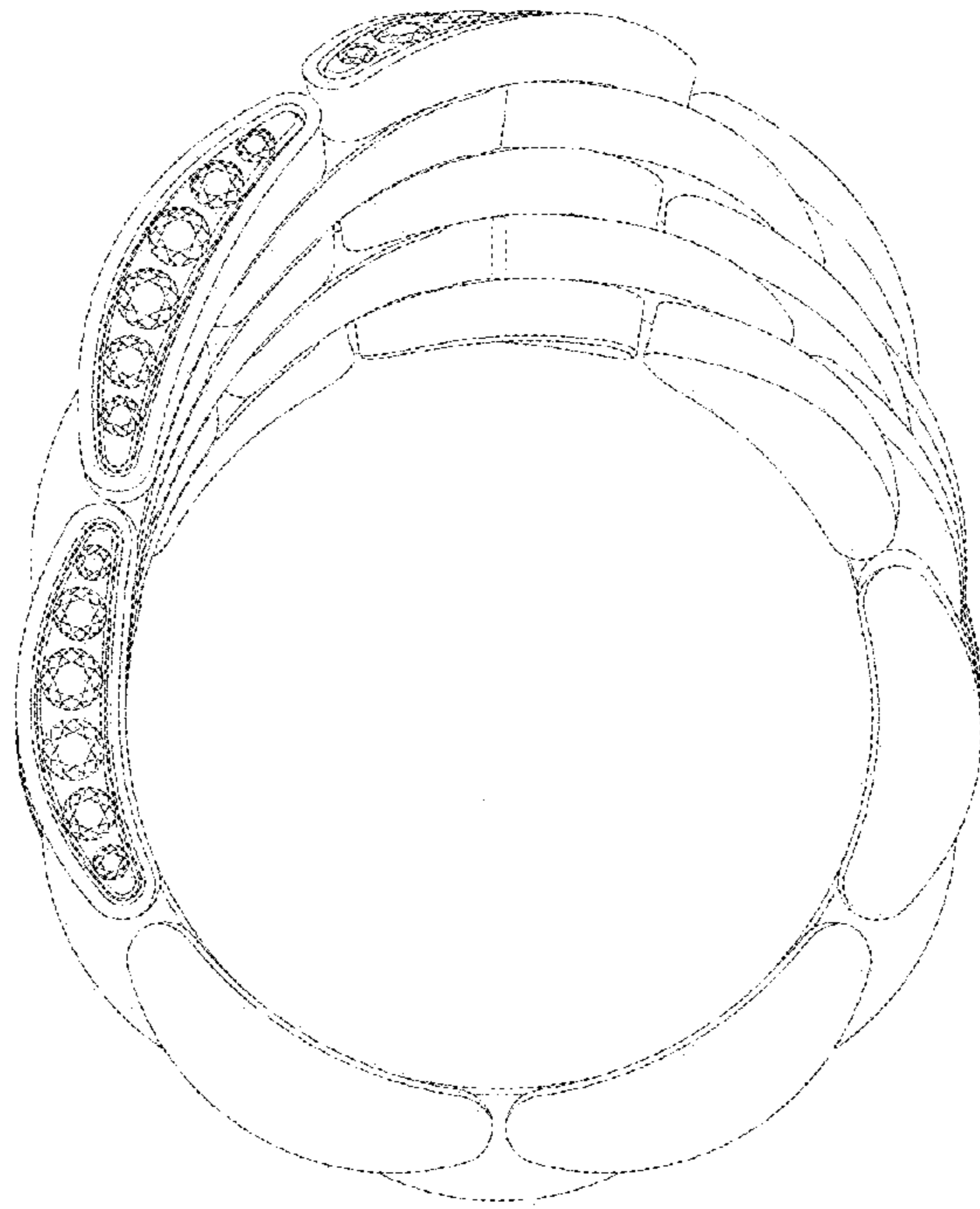


Fig. 1

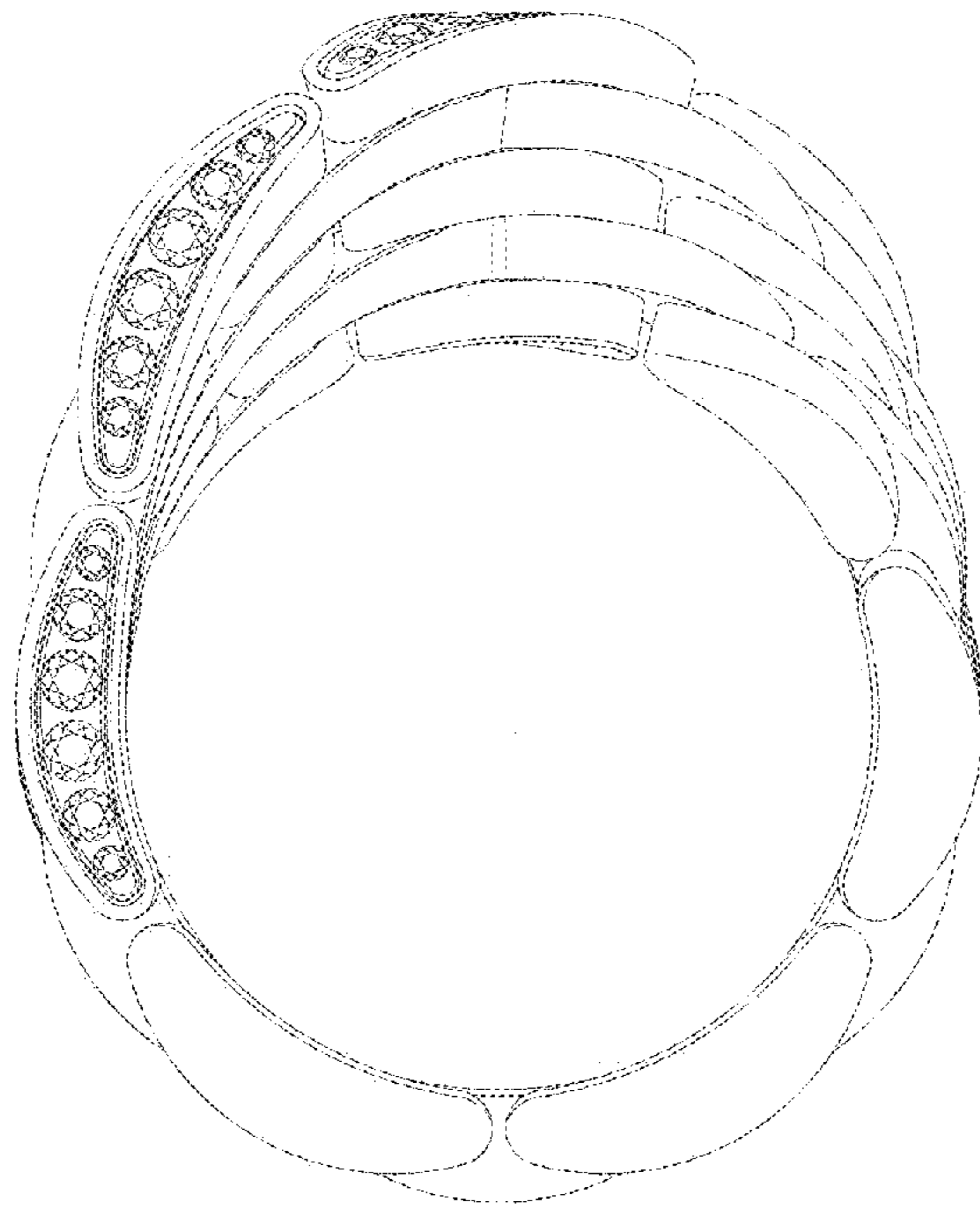


Fig. 2

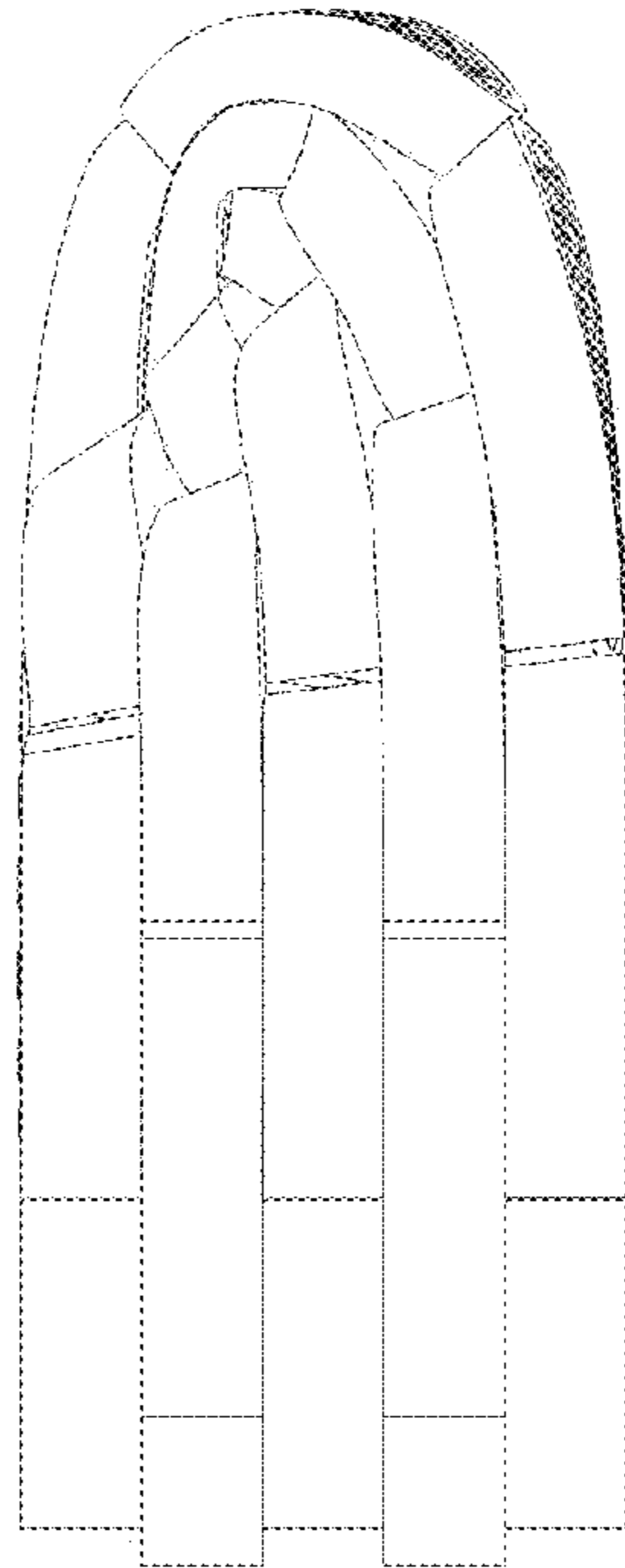


Fig. 3

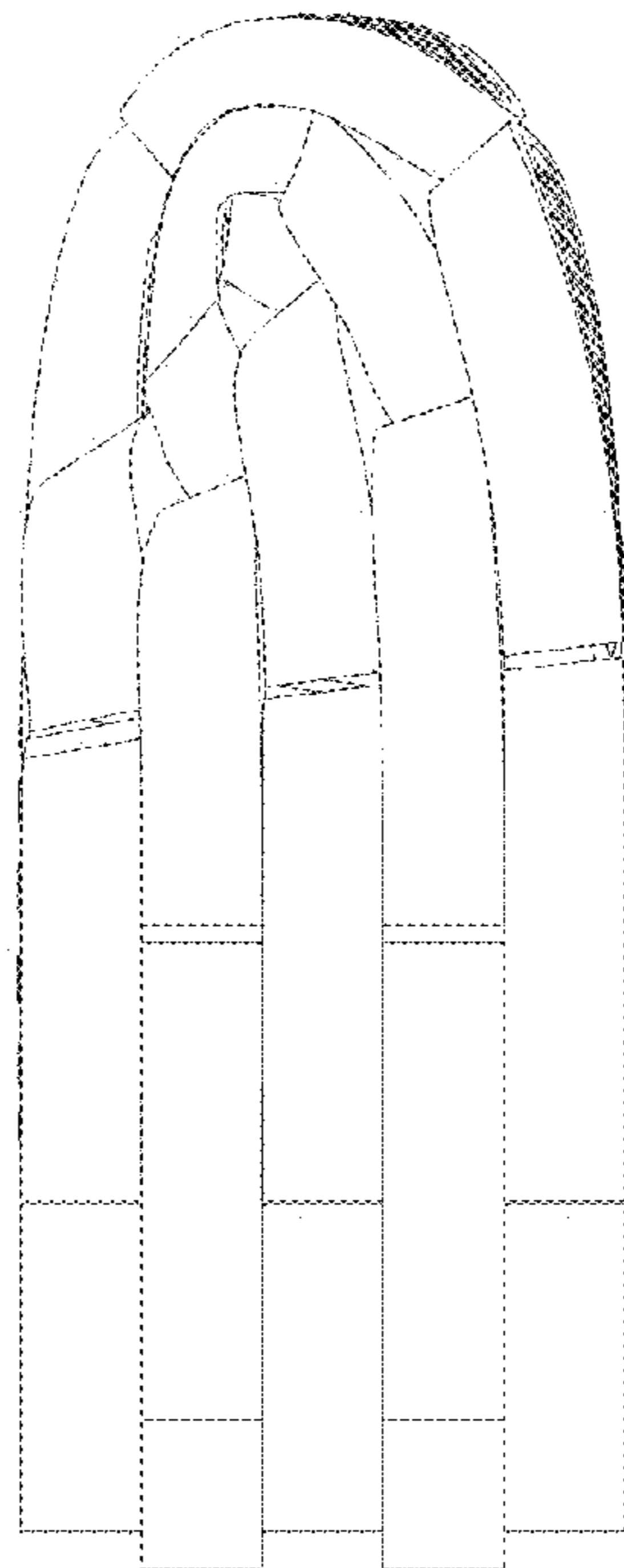


Fig. 4

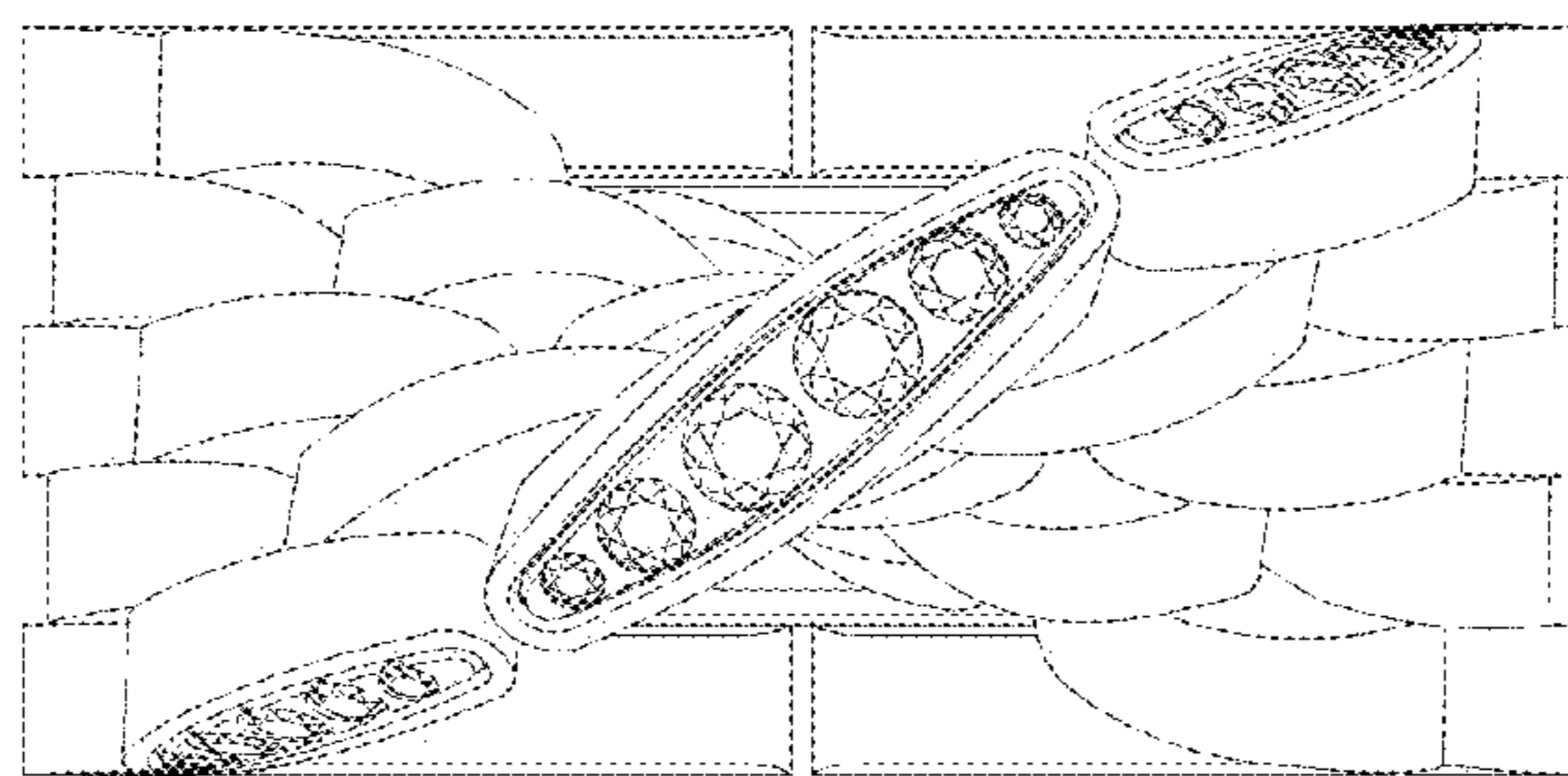


Fig. 5




Fig. 6



Fig. 7