



US00D758236S

(12) **United States Design Patent**  
**Le Bail**

(10) **Patent No.:** **US D758,236 S**  
(45) **Date of Patent:** **\*\* Jun. 7, 2016**

- (54) **BRACELET**
- (71) Applicant: **Cartier Creation Studio SA**, Geneva (CH)
- (72) Inventor: **Wilfrid Le Bail**, Paris (FR)
- (73) Assignee: **Cartier Creation Studio SA**, Geneva (CH)
- (\*\*) Term: **15 Years**
- (21) Appl. No.: **29/527,330**
- (22) Filed: **May 18, 2015**
- (51) **LOC (10) Cl.** ..... **11-01**
- (52) **U.S. Cl.**  
USPC ..... **D11/16**
- (58) **Field of Classification Search**  
USPC ..... D11/1-3, 12-16, 26-45, 75-94; 63/3, 63/3.1, 3.2, 12, 13, 14.1, 14.2, 14.3, 15, 63/15.1, 15.2, 15.3, 15.4, 15.45, 15.5, 63/15.6, 15.65, 15.7, 15.8, 15.9, 18, 20, 63/26, 27, 28, 29.1, 29.2, 30, 31, 32  
CPC ..... A44C 17/02; A44C 17/04; A44C 17/046; A44C 17/005; A44C 17/00; A44C 17/001; A44C 25/001; A44C 9/0053; A44C 9/0061; A44C 9/0046; A44C 9/02; A44C 9/0084; A44C 7/00; A44C 15/001; A44C 15/0035; Y10T 29/49593; Y10T 29/23  
See application file for complete search history.

D301,121	S	*	5/1989	Messa	.....	D11/34
D340,420	S	*	10/1993	Duvoisin	.....	D11/16
5,419,158	A	*	5/1995	Sandberg	.....	A44C 9/0046 63/15.1
D359,010	S	*	6/1995	Rozenwasser	.....	D11/13
D400,464	S	*	11/1998	Kothari	.....	D11/28
D469,374	S	*	1/2003	Calvani	.....	D11/16
D474,988	S	*	5/2003	Forin	.....	D11/1
D508,216	S	*	8/2005	Hardy	.....	D11/34
D603,743	S	*	11/2009	Verdeille	.....	D11/34
D605,069	S	*	12/2009	Plouchard	.....	D11/26
D619,918	S	*	7/2010	Iacomucci	.....	D11/34
D626,025	S	*	10/2010	Iacomucci	.....	D11/26
D648,646	S	*	11/2011	Bodino	.....	D11/26
D730,232	S	*	5/2015	Wempe	.....	D11/38
D744,891	S	*	12/2015	Wempe	.....	D11/34

\* cited by examiner

*Primary Examiner* — Cynthia Ramirez  
*Assistant Examiner* — Llorellys Martinez-Rivera  
(74) *Attorney, Agent, or Firm* — Taft Stettinius & Hollister LLP

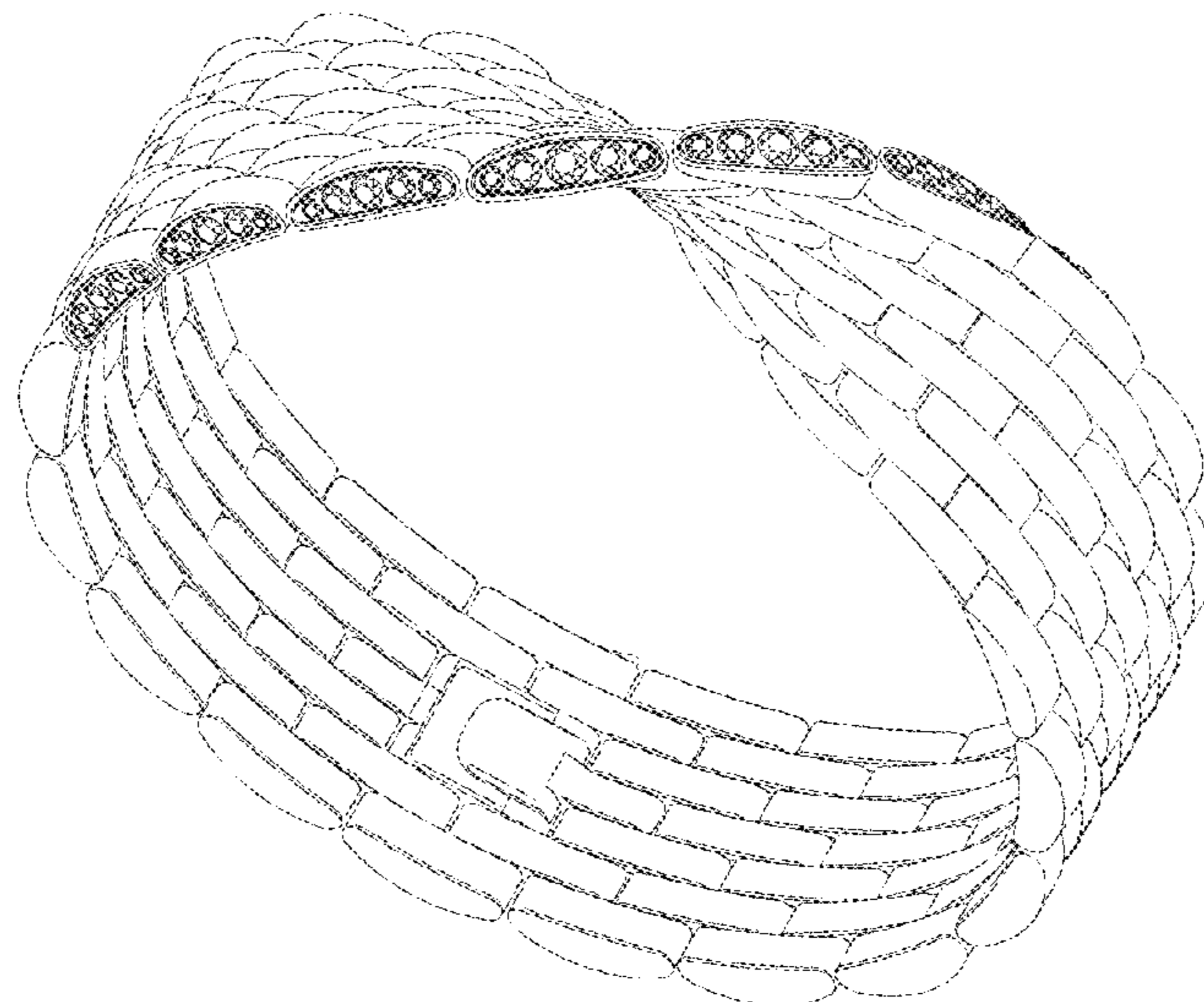
(57) **CLAIM**  
The ornamental design for a bracelet, as shown and described.

**DESCRIPTION**

FIG. 1 is a bottom plan view of a bracelet showing my new design.  
FIG. 2 is a top plan view of the bracelet of FIG. 1.  
FIG. 3 is a front side view of the bracelet of FIG. 1.  
FIG. 4 is a rear side view of the bracelet of FIG. 1.  
FIG. 5 is a left side view of the bracelet of FIG. 1.  
FIG. 6 is a right side view of the bracelet of FIG. 1; and,  
FIG. 7 is a front side perspective view of the bracelet of FIG. 1.

**1 Claim, 4 Drawing Sheets**

- (56) **References Cited**  
U.S. PATENT DOCUMENTS  
4,362,031 A \* 12/1982 Obermuller ..... A44C 13/00  
63/10  
D298,422 S \* 11/1988 Messa ..... D11/34



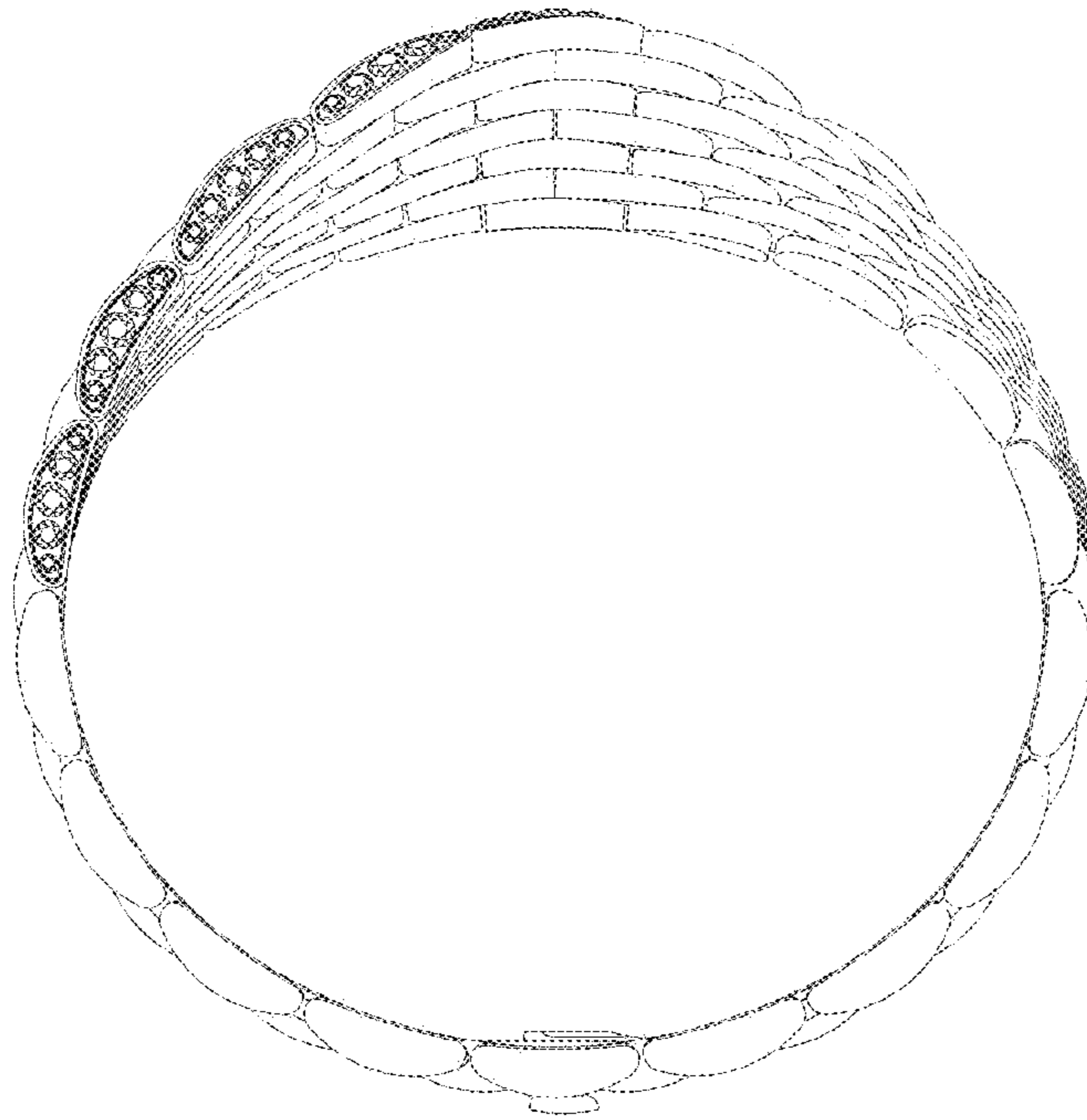


Fig. 1

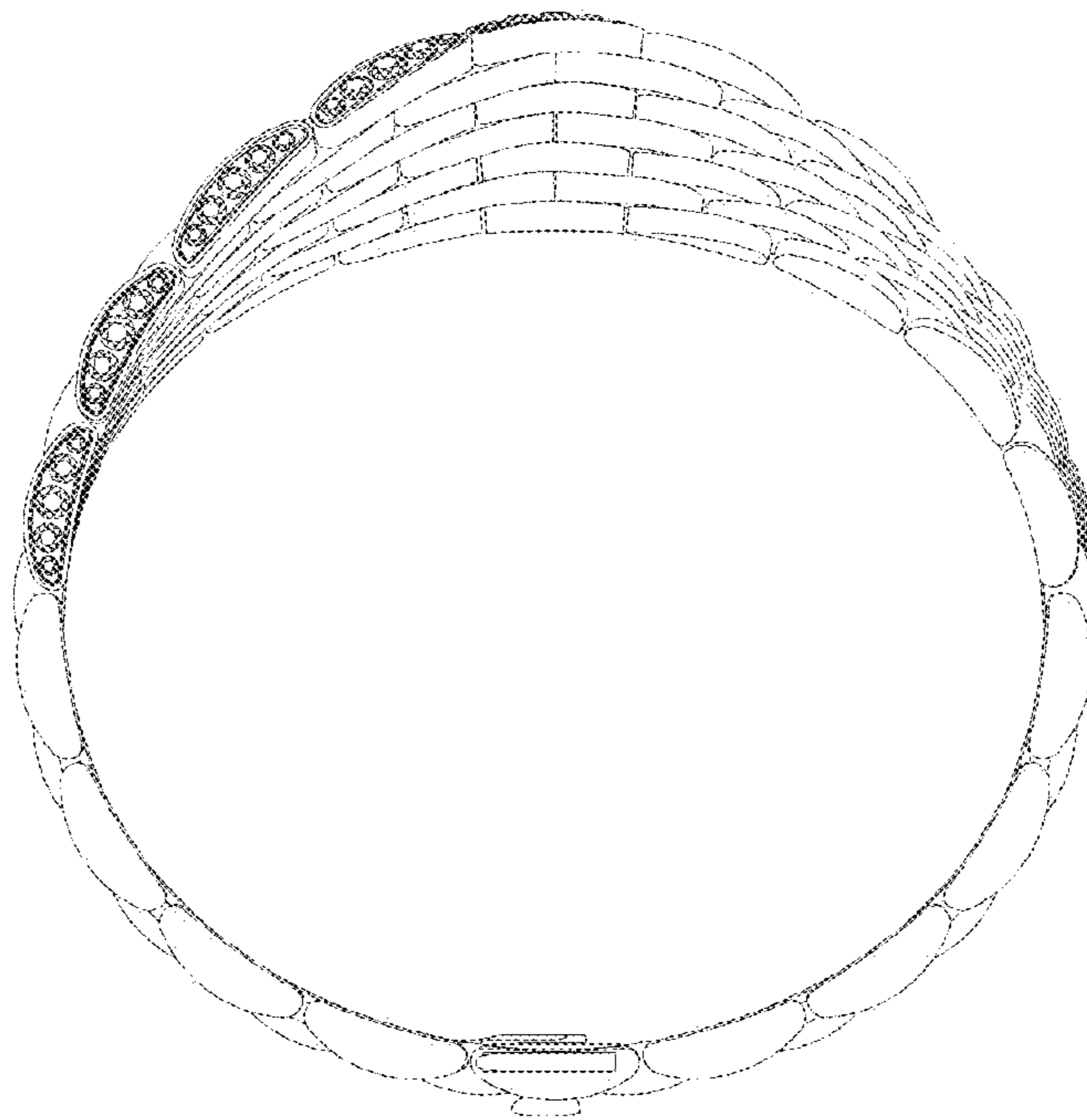


Fig. 2

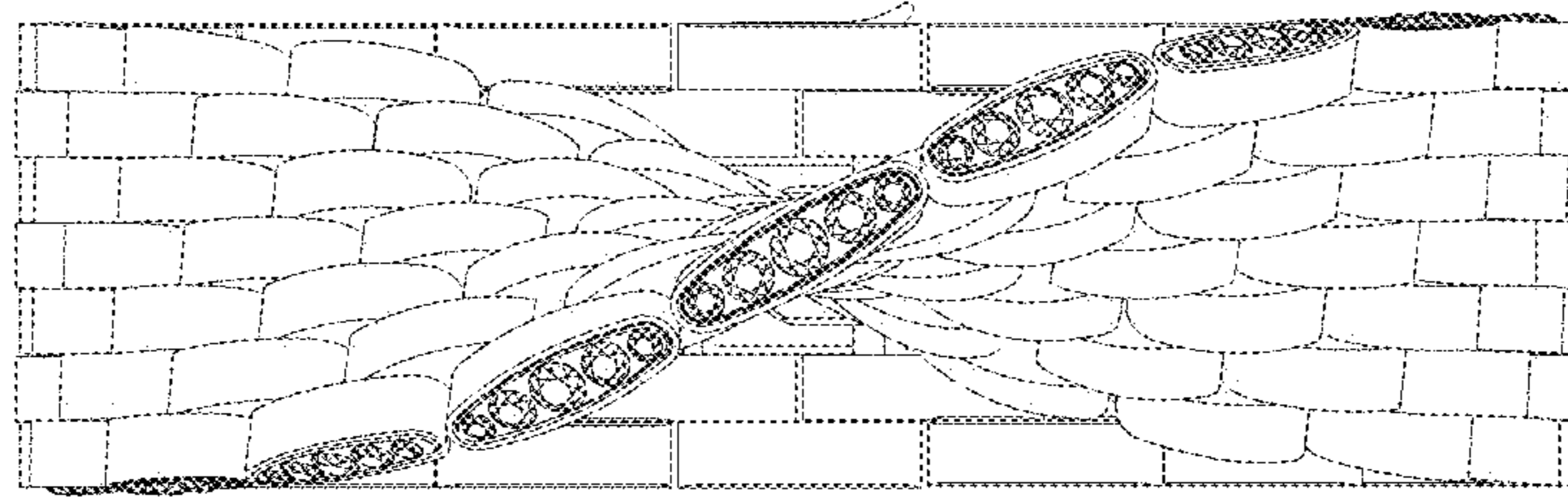


Fig. 3

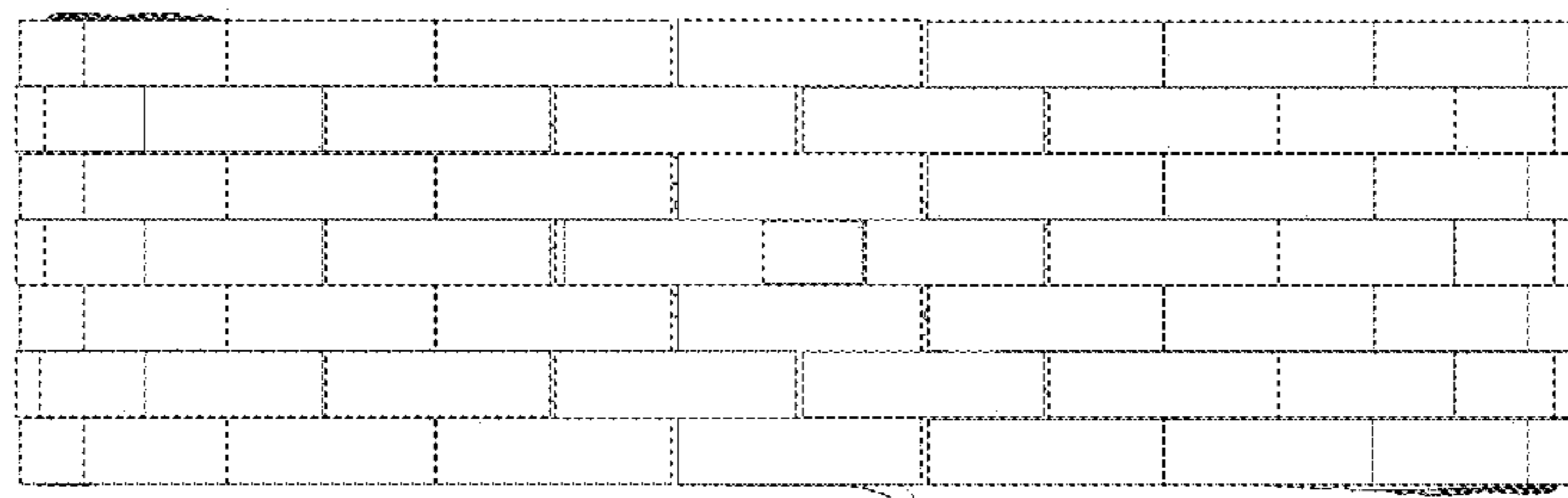


Fig. 4

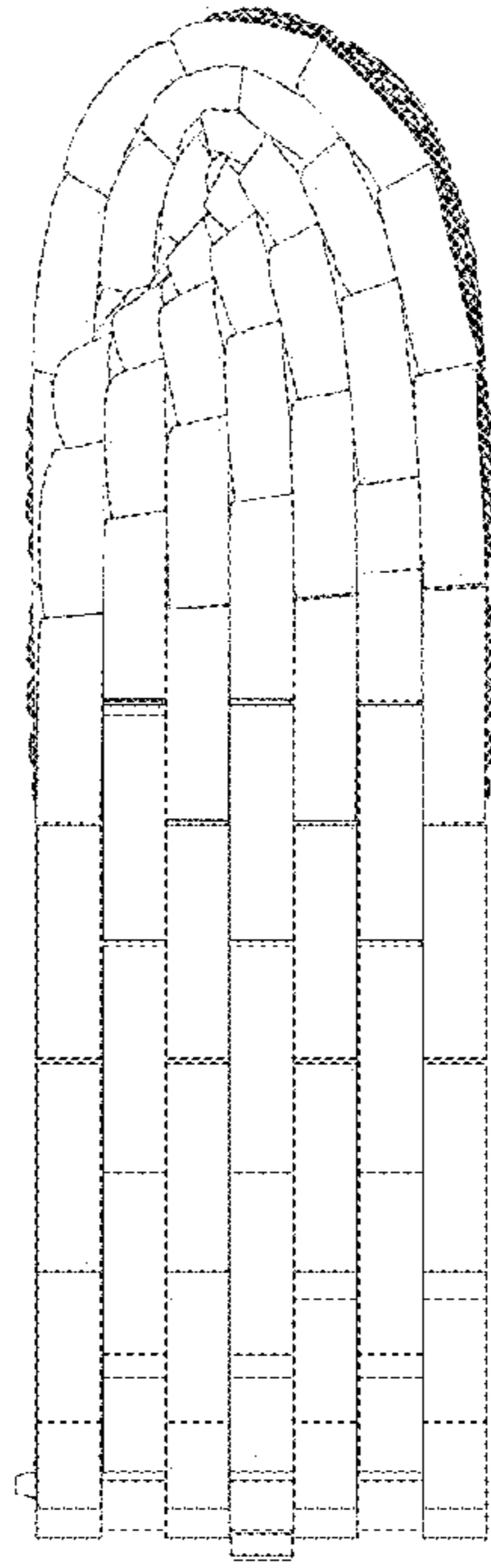


Fig. 5

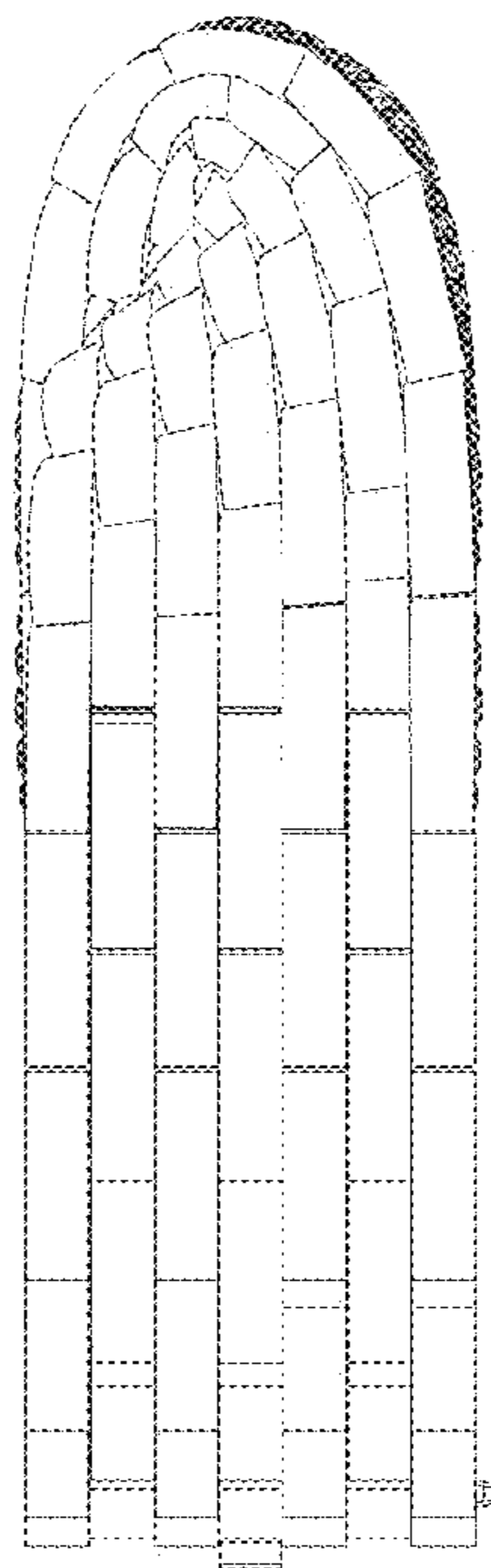


Fig. 6

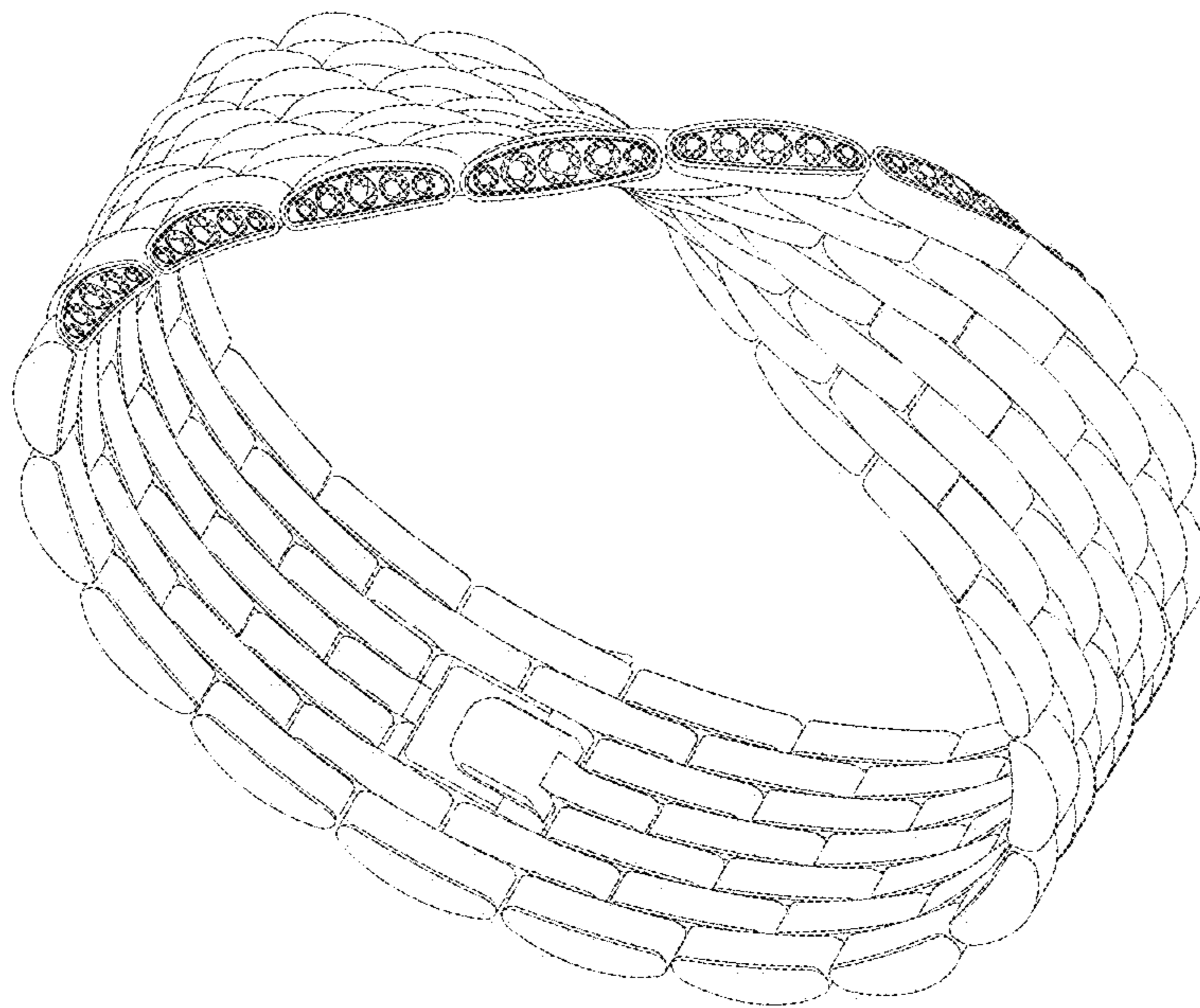


Fig. 7