



US00D758233S

(12) **United States Design Patent**
Lowery

(10) **Patent No.:** **US D758,233 S**
(45) **Date of Patent:** **** Jun. 7, 2016**

(54) **CLOCK OR THERMOMETER STAND**
(71) Applicant: **Robert Lowery**, Conway, SC (US)
(72) Inventor: **Robert Lowery**, Conway, SC (US)
(**) Term: **15 Years**
(21) Appl. No.: **29/535,326**
(22) Filed: **Aug. 5, 2015**
(51) **LOC (10) Cl.** **10-07**
(52) **U.S. Cl.**
USPC **D10/128; D10/22; D10/23**
(58) **Field of Classification Search**
USPC D10/1-29, 122-132, 51, 52, 57;
D19/86, 88, 90, 91; D20/10, 19, 22,
D20/27, 28, 40, 43; D6/300, 302, 309, 310,
D6/314
CPC G04B 29/04; G04B 37/14; G01K 5/00;
G01K 5/62; G02B 26/0825; G09F 3/00;
G04G 17/00; G04G 17/08; G04G 17/086
See application file for complete search history.

D279,764 S * 7/1985 Rhoades D10/23
D297,217 S * 8/1988 Wolff D10/53
D320,622 S * 10/1991 Yasika D20/18
5,103,581 A * 4/1992 Novak G09F 9/305
362/554
D329,609 S * 9/1992 Wolff D10/15
D362,123 S * 9/1995 Johnston D6/303
D363,433 S * 10/1995 Caraballo D10/18
D381,917 S * 8/1997 McCue D10/23
D394,814 S * 6/1998 Chen D10/2
D447,423 S * 9/2001 Chan D10/6
D458,970 S * 6/2002 McCarthy D20/22
D511,110 S * 11/2005 Rodela D10/40
D531,062 S * 10/2006 Bhavnani D10/23
D578,164 S * 10/2008 Ingle D20/27
D588,823 S * 3/2009 Butcher D6/309
7,712,263 B1 * 5/2010 Lippie E04B 1/72
52/101
D622,995 S * 9/2010 Beraha D20/27
2004/0160333 A1 * 8/2004 Elliott G08B 7/06
340/815.4

* cited by examiner

Primary Examiner — Martie K Holtje
(74) *Attorney, Agent, or Firm* — QuickPatents, LLC; Kevin Prince

(56) **References Cited**
U.S. PATENT DOCUMENTS

D37,411 S * 4/1905 McGraw D10/128
D45,393 S * 3/1914 Milburn D10/128
D100,771 S * 8/1936 Guild D10/102
D106,039 S * 9/1937 Hentschel D10/1
D106,040 S * 9/1937 Hentschel D10/1
2,447,382 A * 8/1948 Whittier G01K 5/62
374/187
D158,096 S * 4/1950 Kaufman D10/128
D182,846 S * 5/1958 Olsen D10/51
D201,452 S * 6/1965 Shipley D10/26
D204,621 S * 5/1966 Wildgen D10/57
3,421,239 A * 1/1969 Smith G09D 1/00
283/101
3,623,793 A * 11/1971 Merten G02B 26/0825
359/846
D236,657 S * 9/1975 Reeves D20/22
D242,329 S * 11/1976 Van Kersen D10/57
D259,184 S * 5/1981 Francis D10/15
D274,703 S * 7/1984 Vogel D10/15
D279,268 S * 6/1985 Henkels D10/26

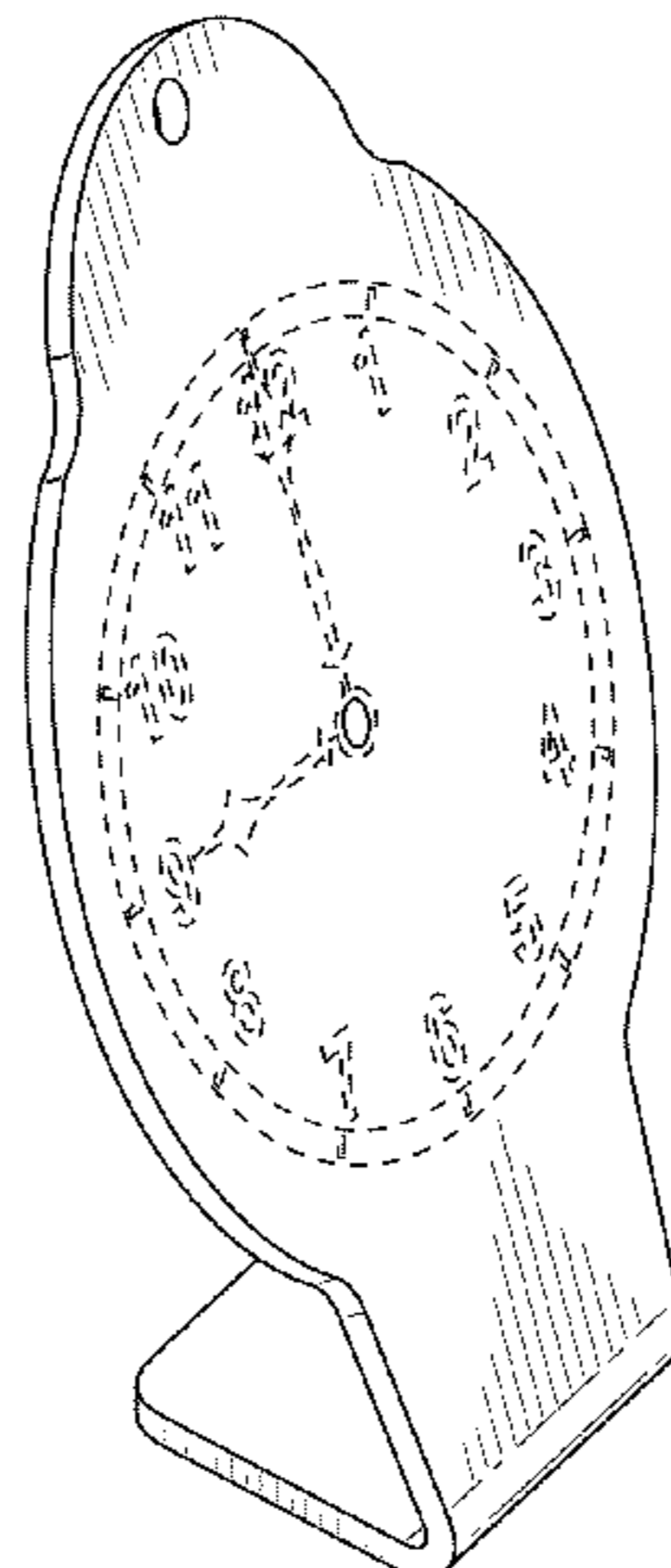
(57) **CLAIM**

I claim the ornamental design for a clock or thermometer stand, as shown and described.

DESCRIPTION

FIG. 1 is a left front elevational view of a clock or thermometer stand showing my new design;
FIG. 2 is a right rear perspective view thereof;
FIG. 3 is a front elevational view thereof;
FIG. 4 is a rear elevational view thereof;
FIG. 5 is left side elevational view, the right side elevational view being a mirror image thereof;
FIG. 6 is a top plan view thereof; and,
FIG. 7 is a bottom plan view thereof.
The clock face depicted by broken lines in FIG. 1 has been shown for the purpose of illustrating environment that forms no part of the claimed design.

1 Claim, 3 Drawing Sheets



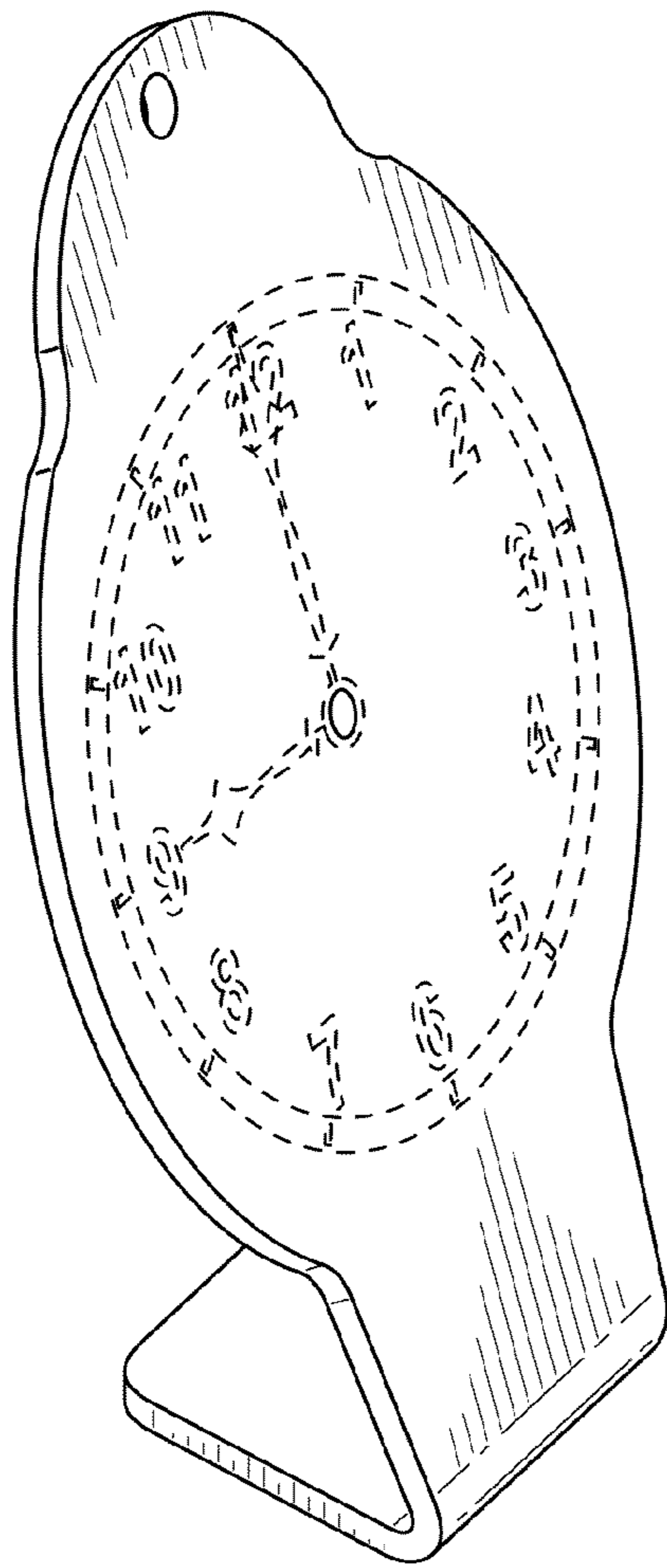


FIG. 1



FIG. 2

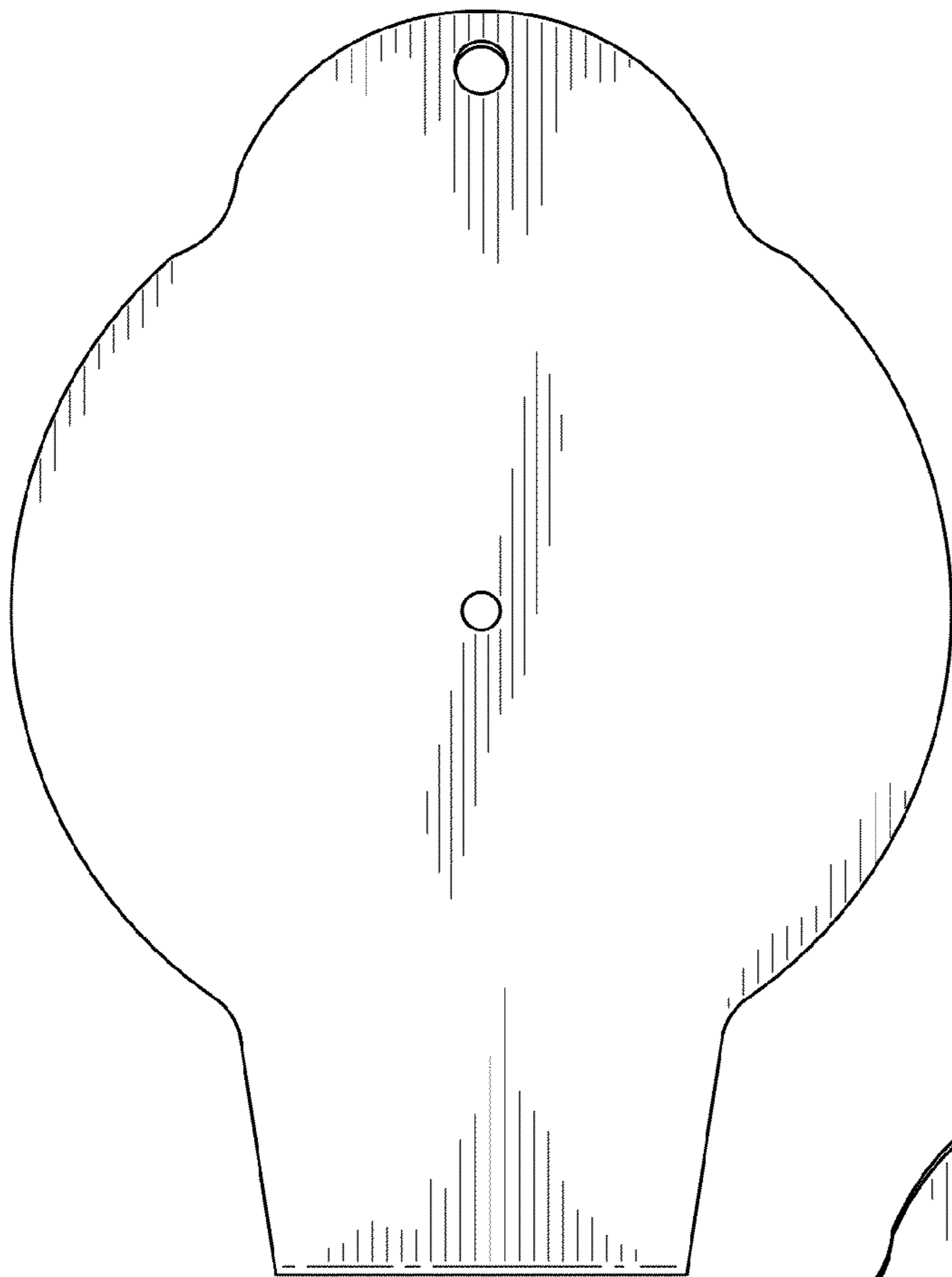


FIG. 3

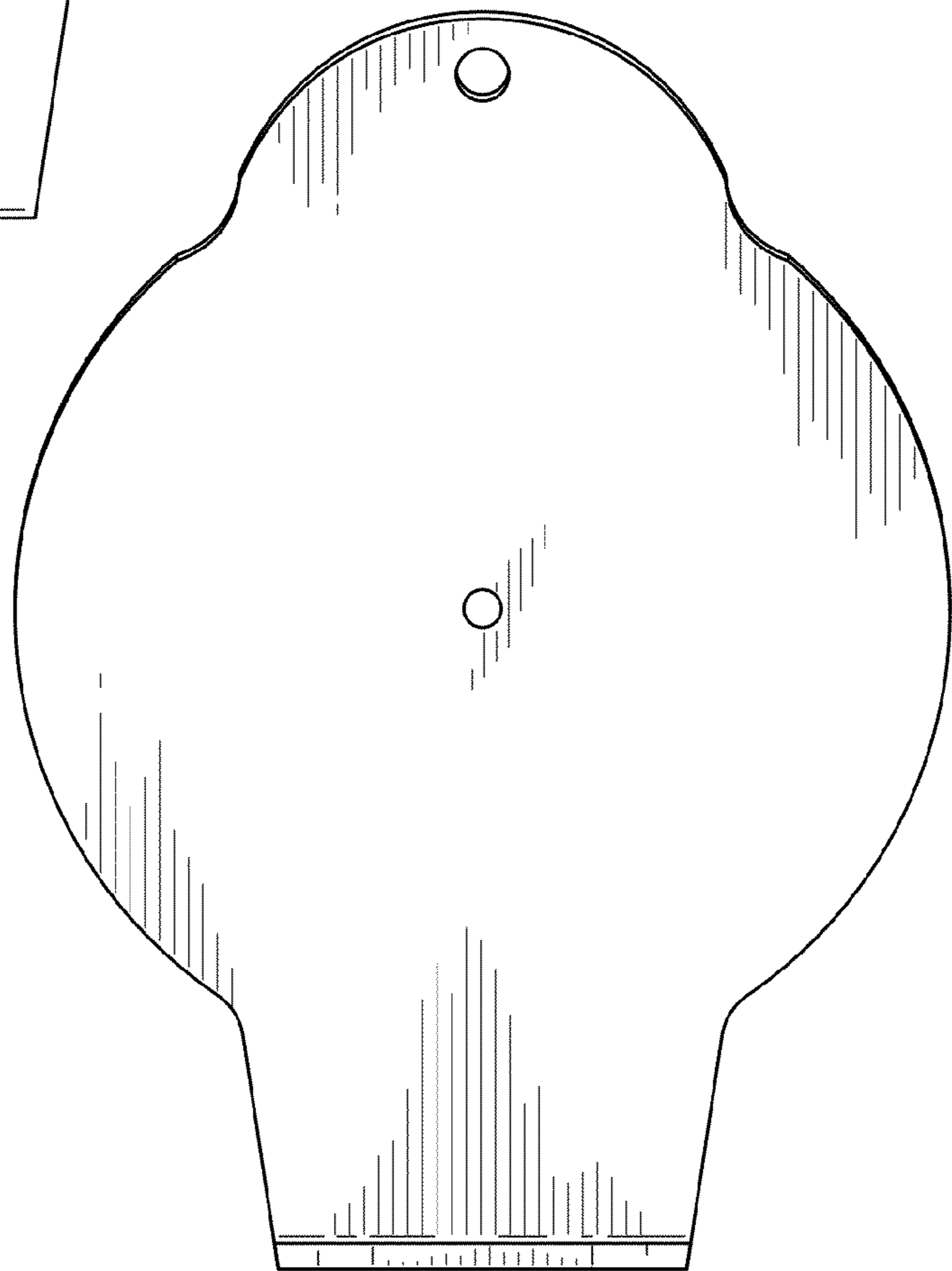


FIG. 4

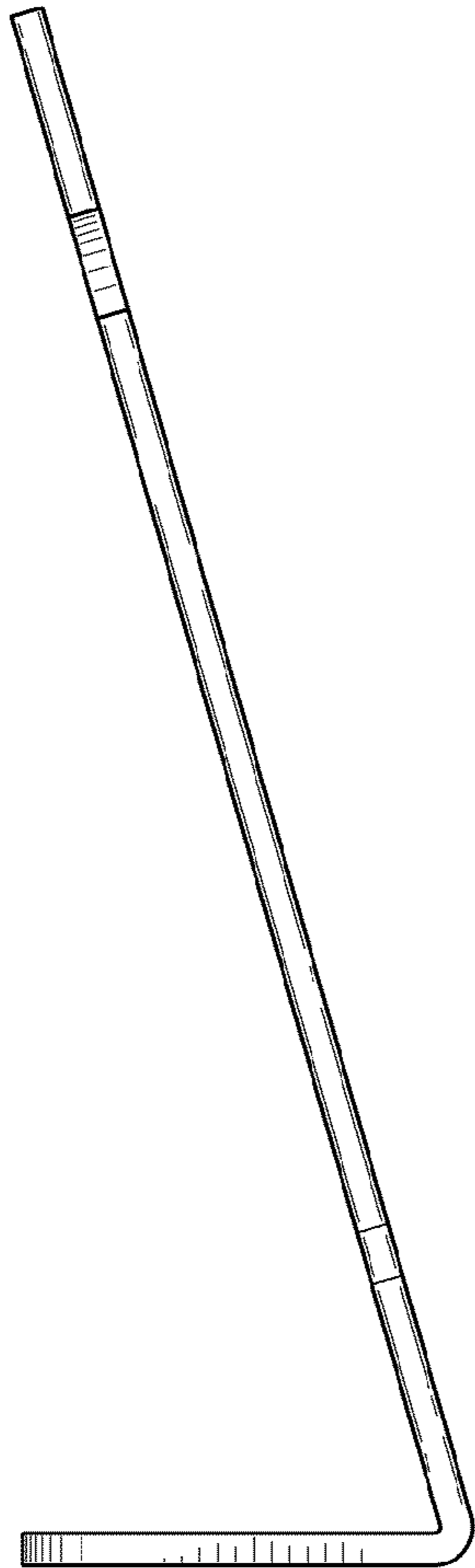


FIG. 5

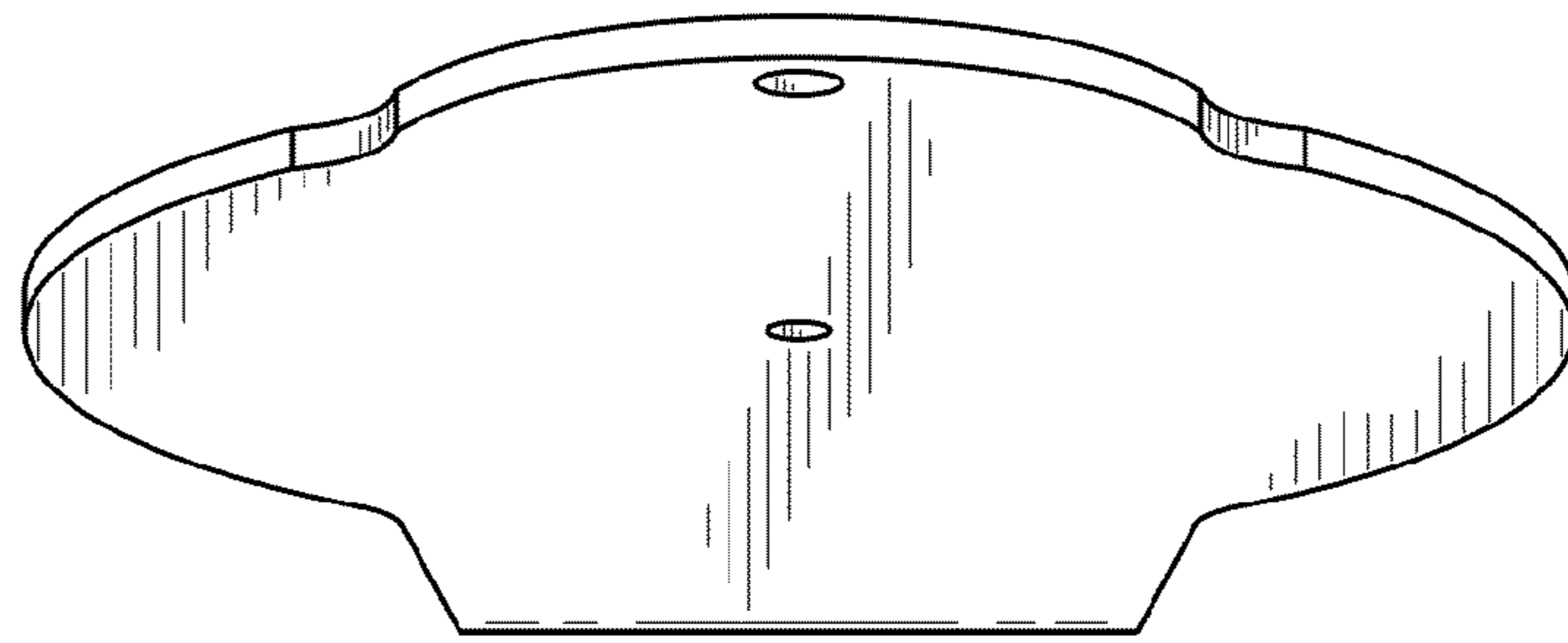


FIG. 6




FIG. 7