



US00D758212S

(12) **United States Design Patent**
Candamil

(10) **Patent No.:** **US D758,212 S**
(45) **Date of Patent:** **** Jun. 7, 2016**

(54) **WATCH**

- (71) Applicant: **Richemont International SA,**
Villars-sur-Glâne (CH)
- (72) Inventor: **Constanza Candamil,** Geneva (CH)
- (73) Assignee: **Richemont International SA,**
Villars-sur-Glâne (CH)
- (**) Term: **14 Years**
- (21) Appl. No.: **29/514,130**
- (22) Filed: **Jan. 8, 2015**

(30) **Foreign Application Priority Data**

Jul. 8, 2014 (WO) DM/084 082

(51) **LOC (10) Cl.** **10-02**

(52) **U.S. Cl.**
USPC **D10/32; D10/39; D11/3; D11/16**

(58) **Field of Classification Search**
USPC **D10/30-39, 1-29, 122-132; D11/2, 16,**
D11/79, 89

CPC **A44C 5/00; A44C 5/02; A44C 5/025;**
A44C 5/04; A44C 5/08; A44C 5/14; A44C
11/00; A44C 17/00; A44C 17/04; G04B
19/00; G04B 19/04; G04B 37/00; G04B
37/0008; G04B 37/0058; G04B 37/14; G04B
37/1486; G04B 45/00; G04B 45/0069; G04B
45/0076; G04B 47/00; G04B 47/04; G04B
47/042

See application file for complete search history.

(56) **References Cited**

U.S. PATENT DOCUMENTS

2,119,436	A *	5/1938	Lauff	A44C 5/185
				24/116 A
D153,312	S *	4/1949	Philippe	D11/12
D171,815	S *	3/1954	Philippe	D11/11
D172,172	S *	5/1954	Philippe	D11/11
3,247,561	A *	4/1966	Speranza	A44C 5/185
				24/115 R
4,855,972	A *	8/1989	Eiss	G04B 37/1486
				224/170
D315,312	S *	3/1991	Bonnet	D10/32
D323,784	S *	2/1992	Gueit	D10/32
D327,435	S *	6/1992	Gueit	D10/32
D331,705	S *	12/1992	Gueit	D10/32
D386,979	S *	12/1997	Kubisch	D10/32
D399,140	S *	10/1998	Voegeli	D10/30
6,004,026	A *	12/1999	Slowinski	A44C 17/04
				368/282
D423,950	S *	5/2000	Bulgari	D10/30
6,962,063	B1 *	11/2005	Pearl	A44C 11/00
				63/3

* cited by examiner

Primary Examiner — Martie K Holtje

(74) *Attorney, Agent, or Firm* — Taft Stettinius & Hollister LLP

(57) **CLAIM**

The ornamental design for a watch, as shown and described.

DESCRIPTION

FIG. 1 is a front elevational view of a watch showing my new design;
FIG. 2 is a rear elevational view thereof;
FIG. 3 is a top plan view thereof;
FIG. 4 is a bottom plan view thereof;
FIG. 5 is a left side elevational view thereof;
FIG. 6 is a right side elevational view thereof; and,
FIG. 7 is a right front perspective view thereof.

1 Claim, 4 Drawing Sheets



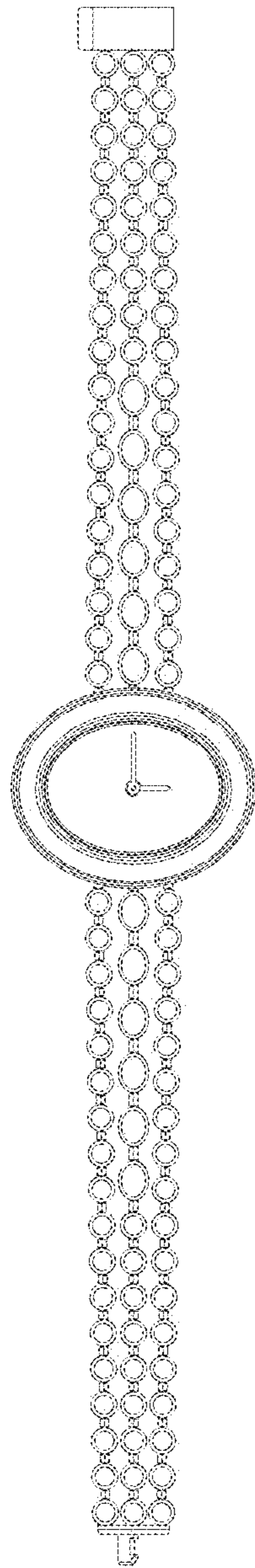


Fig. 1

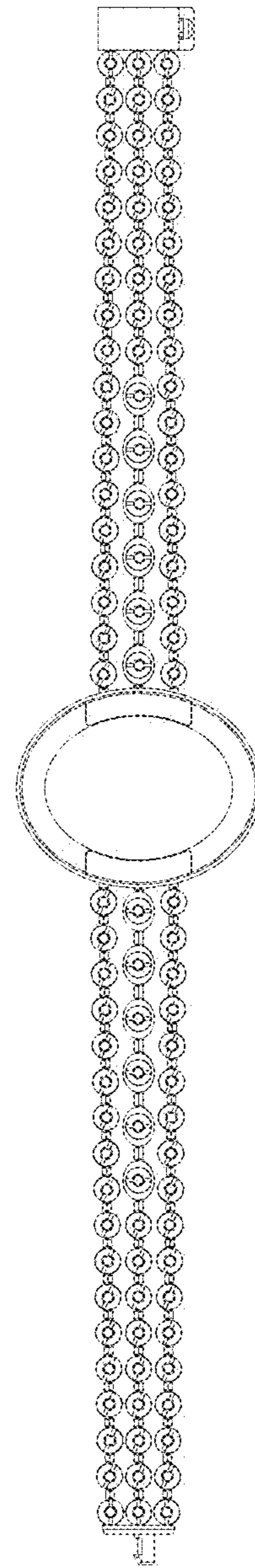


Fig. 2



Fig. 3



Fig. 4



Fig. 5




Fig. 6



Fig. 7