



US00D758211S

(12) **United States Design Patent**
Maffioli

(10) **Patent No.:** **US D758,211 S**
(45) **Date of Patent:** **** Jun. 7, 2016**

(54) **WATCH**

(71) Applicant: **Richemont International SA,**
Villars-sur-Glâne (CH)

(72) Inventor: **Augusta Maffioli,** Florence (IT)

(73) Assignee: **Richemont International SA,**
Villars-sur-Glâne (CH)

(**) Term: **14 Years**

(21) Appl. No.: **29/514,116**

(22) Filed: **Jan. 8, 2015**

(30) **Foreign Application Priority Data**

Jul. 8, 2014 (WO) DM/084 082

(51) **LOC (10) Cl.** **10-02**

(52) **U.S. Cl.**
USPC **D10/32; D10/39; D11/3; D11/16**

(58) **Field of Classification Search**
USPC D10/30-39, 1-29, 122-132; D11/3, 16,
D11/79, 89
CPC A44C 5/00; A44C 5/02; A44C 5/025;
A44C 5/04; A44C 5/08; A44C 5/14; A44C
17/00; A44C 17/04; G04B 19/00; G04B
19/04; G04B 37/00; G04B 37/0008; G04B
37/0058; G04B 37/14; G04B 37/1486; G04B
45/00; G04B 45/0069; G04B 45/0076; G04B
47/00; G04B 47/04; G04B 47/042
See application file for complete search history.

(56) **References Cited**

U.S. PATENT DOCUMENTS

1,899,285 A * 2/1933 Manheimer G04B 37/1486
368/282
D93,390 S * 9/1934 Graef D10/39

2,177,234 A * 10/1939 Walser G04B 25/02
368/230
D149,298 S * 4/1948 Philippe D11/11
D150,048 S * 6/1948 Arpels D10/32
2,538,090 A * 1/1951 Ferragamo A44C 5/02
403/305
2,852,923 A * 9/1958 Gamelsky A44C 5/025
29/10
D281,585 S * 12/1985 Vittadini D10/32
4,639,144 A * 1/1987 Chau G04B 37/1486
224/164
D303,635 S * 9/1989 Kurzina D10/32
D317,873 S * 7/1991 Woomer D10/39
D341,543 S * 11/1993 Michelotti D10/125
D342,905 S * 1/1994 Helleu D10/32
D363,882 S * 11/1995 Bodino D10/32
D367,820 S * 3/1996 Helleu 24/265 WS
6,004,026 A * 12/1999 Slowinski A44C 17/04
368/282
D469,374 S * 1/2003 Calvani D11/16
6,962,063 B1 * 11/2005 Pearl A44C 11/00
63/3
D705,086 S * 5/2014 Adio D10/39

* cited by examiner

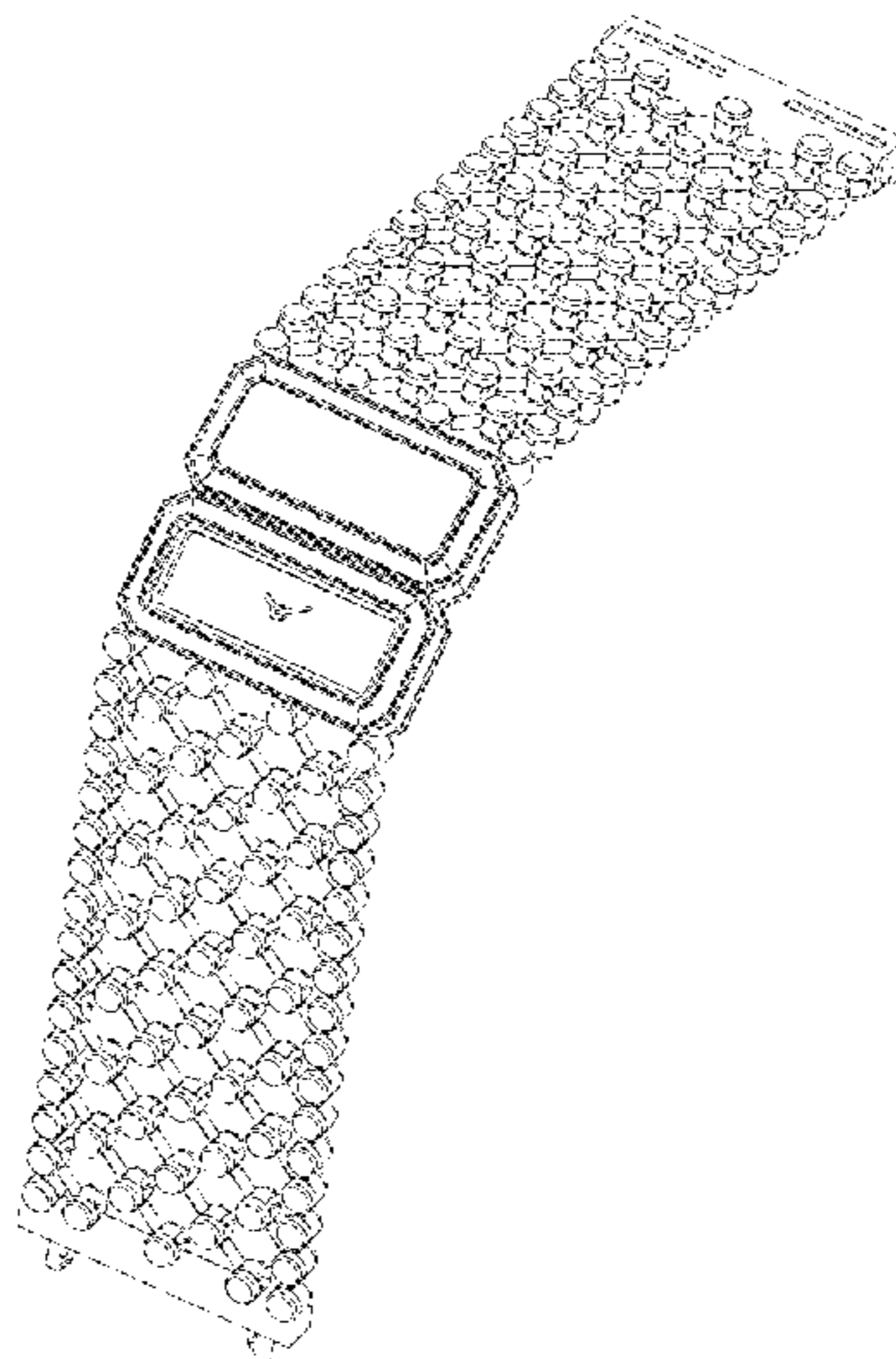
Primary Examiner — Martie K Holtje
(74) *Attorney, Agent, or Firm* — Taft Stettinius & Hollister
LLP

(57) **CLAIM**
The ornamental design for a watch, as shown and described.

DESCRIPTION

FIG. 1 is a front elevational view of a watch showing my new design;
FIG. 2 is a rear elevational view thereof;
FIG. 3 is a top plan view thereof;
FIG. 4 is a bottom plan view thereof;
FIG. 5 is a left side elevational view thereof;
FIG. 6 is a right side elevational view thereof; and,
FIG. 7 is a right front perspective view thereof.

1 Claim, 4 Drawing Sheets



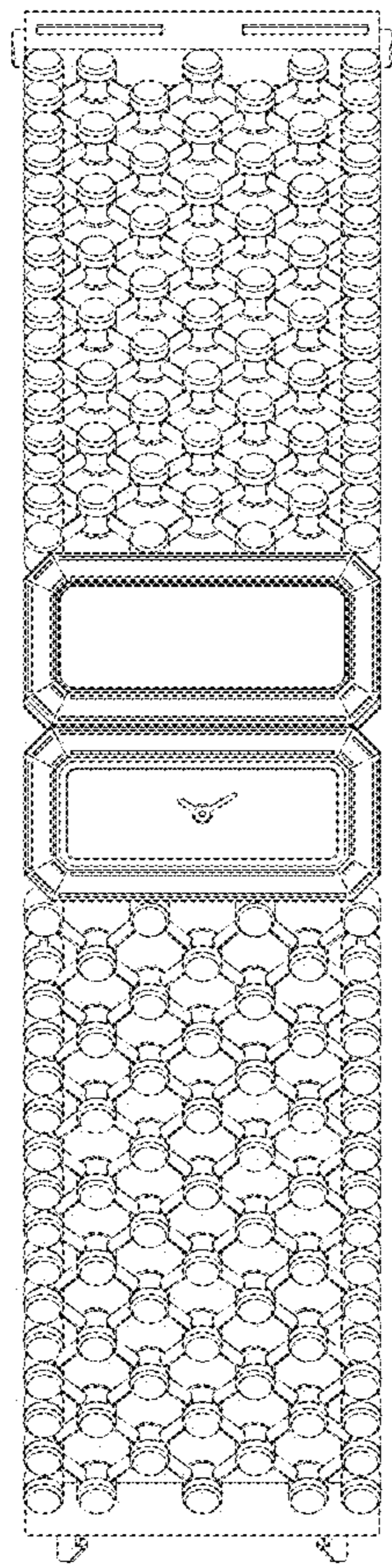


Fig. 1




Fig. 2




Fig. 3




Fig. 4

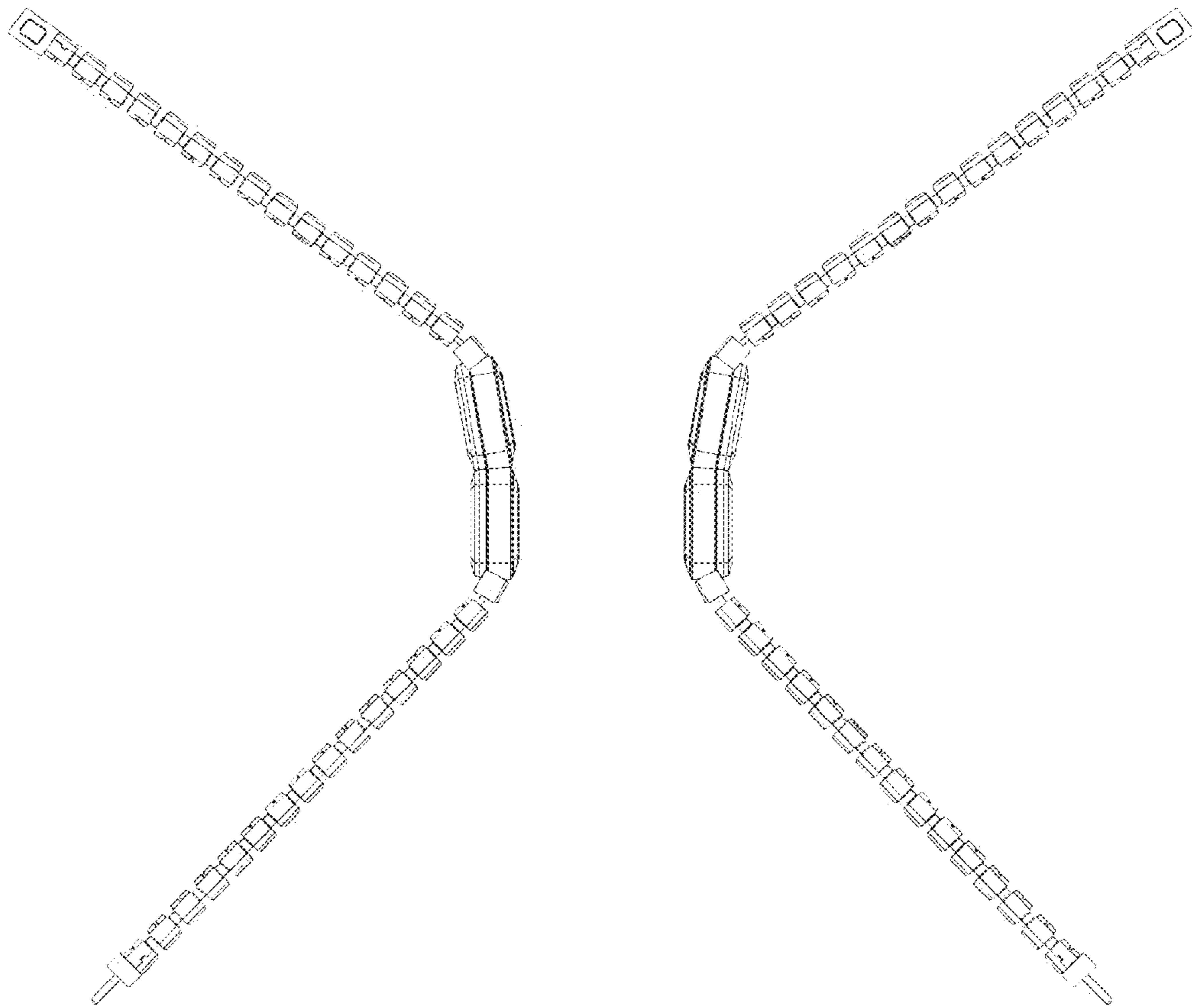


Fig. 5

Fig. 6




Fig. 7