

US00D758208S

(12) **United States Design Patent**  
**Bedol et al.**

(10) **Patent No.:** **US D758,208 S**  
(45) **Date of Patent:** **\*\* Jun. 7, 2016**

(54) **CLOCK**  
(71) Applicants: **Mark Bedol**, Claremont, CA (US);  
**Robert Thompson**, Baltimore, MD (US)  
(72) Inventors: **Mark Bedol**, Claremont, CA (US);  
**Robert Thompson**, Baltimore, MD (US)  
(73) Assignee: **Mark Bedol**, Claremont, CA (US)  
(\*\*) Term: **14 Years**

|              |         |               |       |        |
|--------------|---------|---------------|-------|--------|
| D476,578 S * | 7/2003  | Tong          | ..... | D10/15 |
| D488,390 S * | 4/2004  | Lu            | ..... | D10/31 |
| D491,076 S * | 6/2004  | Hsu           | ..... | D10/15 |
| D509,443 S * | 9/2005  | Emery et al.  | ..... | D10/30 |
| D511,106 S * | 11/2005 | Sevart        | ..... | D10/20 |
| D514,453 S * | 2/2006  | Suzuki        | ..... | D10/14 |
| D515,440 S * | 2/2006  | Maddocks, III | ..... | D10/40 |
| D519,850 S * | 5/2006  | Hensch        | ..... | D10/6  |
| D533,084 S * | 12/2006 | Arabo         | ..... | D10/32 |
| D598,787 S * | 8/2009  | Bedol et al.  | ..... | D10/15 |
| D613,189 S * | 4/2010  | Bialek-Wester | ..... | D10/40 |
| D640,142 S * | 6/2011  | Bedol et al.  | ..... | D10/15 |

\* cited by examiner

(21) Appl. No.: **29/463,552**

*Primary Examiner* — Martie K Holtje

(22) Filed: **Jan. 2, 2014**

(51) **LOC (10) Cl.** ..... **10-01**

(57) **CLAIM**

(52) **U.S. Cl.**  
USPC ..... **D10/1; D10/22**

The ornamental design for a clock, as shown and described.

(58) **Field of Classification Search**  
USPC ..... D10/1-29, 30-39, 122-132  
CPC ..... G04B 19/00; G04B 19/04; G04B 19/044;  
G04B 37/00; G04B 37/0066; G04B 45/00;  
G04B 45/02

**DESCRIPTION**

See application file for complete search history.

FIG. 1 is a Front Perspective view of a clock, showing our new design;  
FIG. 2 is a Front Elevational view thereof,  
FIG. 3 is a Rear Elevational view thereof,  
FIG. 4 is a Right Side Elevational view thereof,  
FIG. 5 is a Left Side Elevational view thereof,  
FIG. 6 is a Top Plan view thereof; and,  
FIG. 7 is a Bottom Plan view thereof.

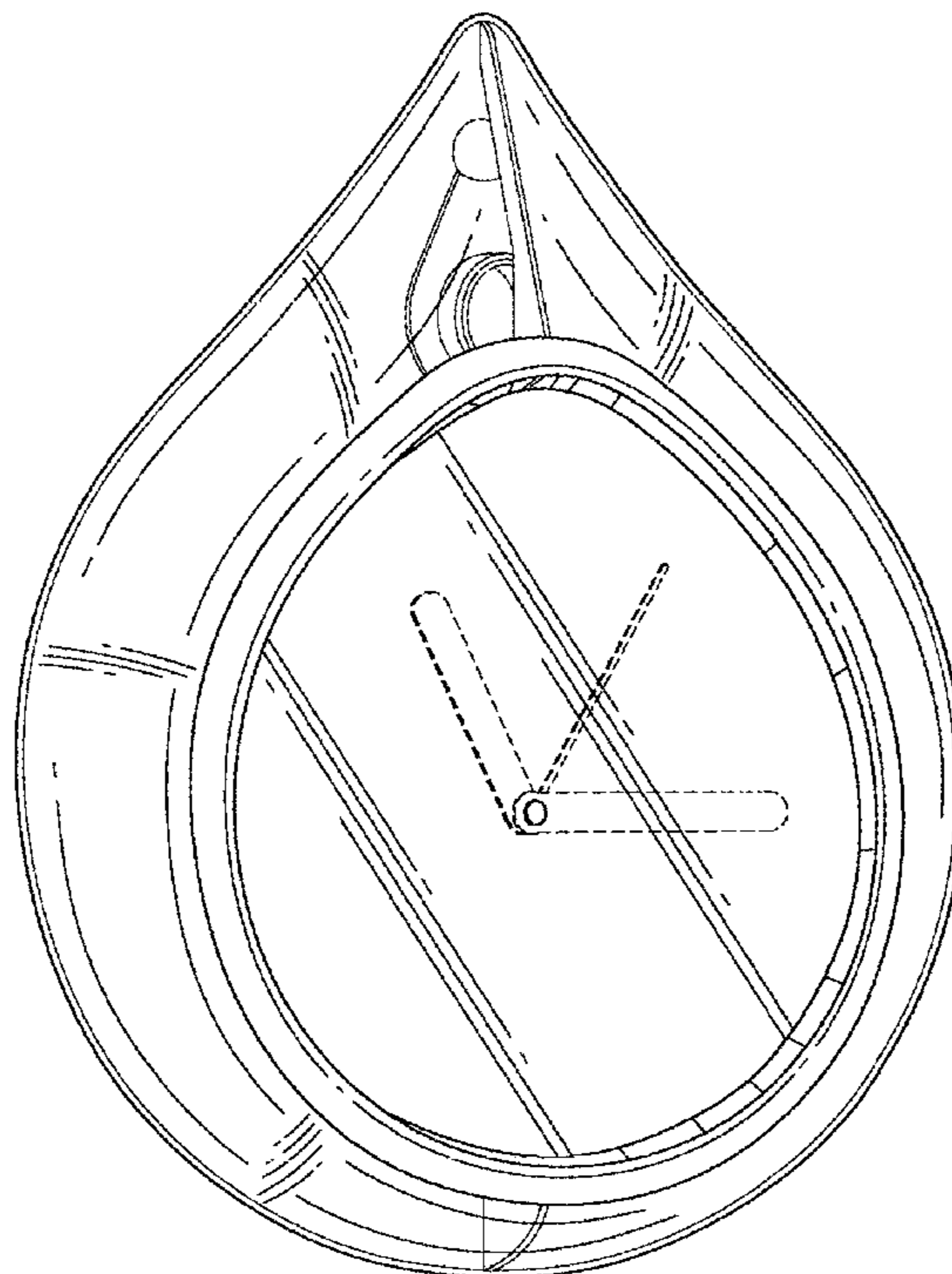
(56) **References Cited**

The structural features depicted by broken lines in the drawings have been shown for the purpose of illustrating portions of the clock that form no part of the claimed design.

**U.S. PATENT DOCUMENTS**

|               |         |           |       |         |
|---------------|---------|-----------|-------|---------|
| D106,042 S *  | 9/1937  | Henschel  | ..... | D10/20  |
| 4,723,232 A * | 2/1988  | Beebe     | ..... | 368/76  |
| D335,833 S *  | 5/1993  | Gecchelin | ..... | D10/128 |
| D364,816 S *  | 12/1995 | Lin       | ..... | D10/15  |
| D415,698 S *  | 10/1999 | Gruosi    | ..... | D10/39  |
| D428,580 S *  | 7/2000  | Smikowski | ..... | D10/6   |

**1 Claim, 5 Drawing Sheets**



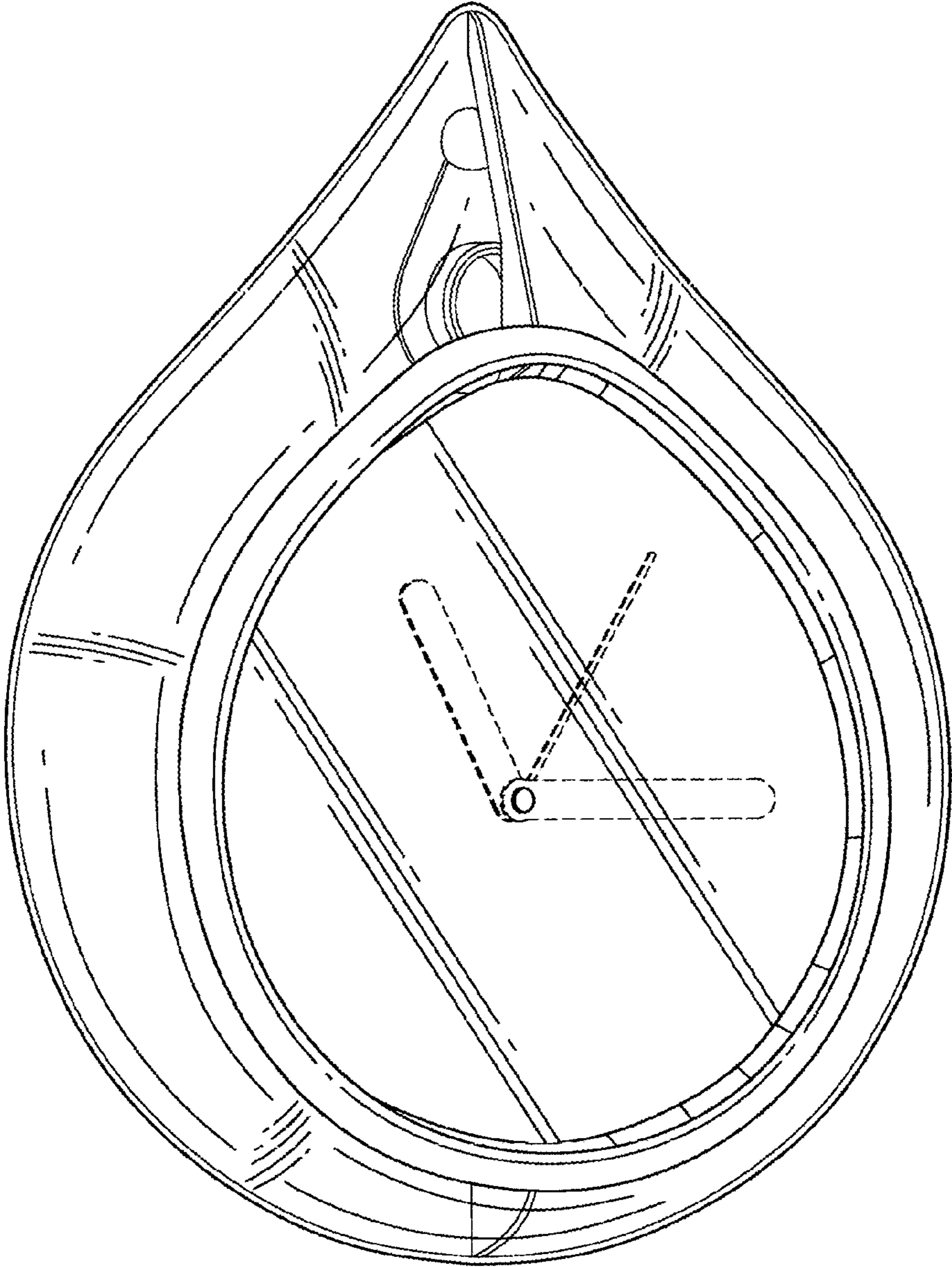


FIG. 1

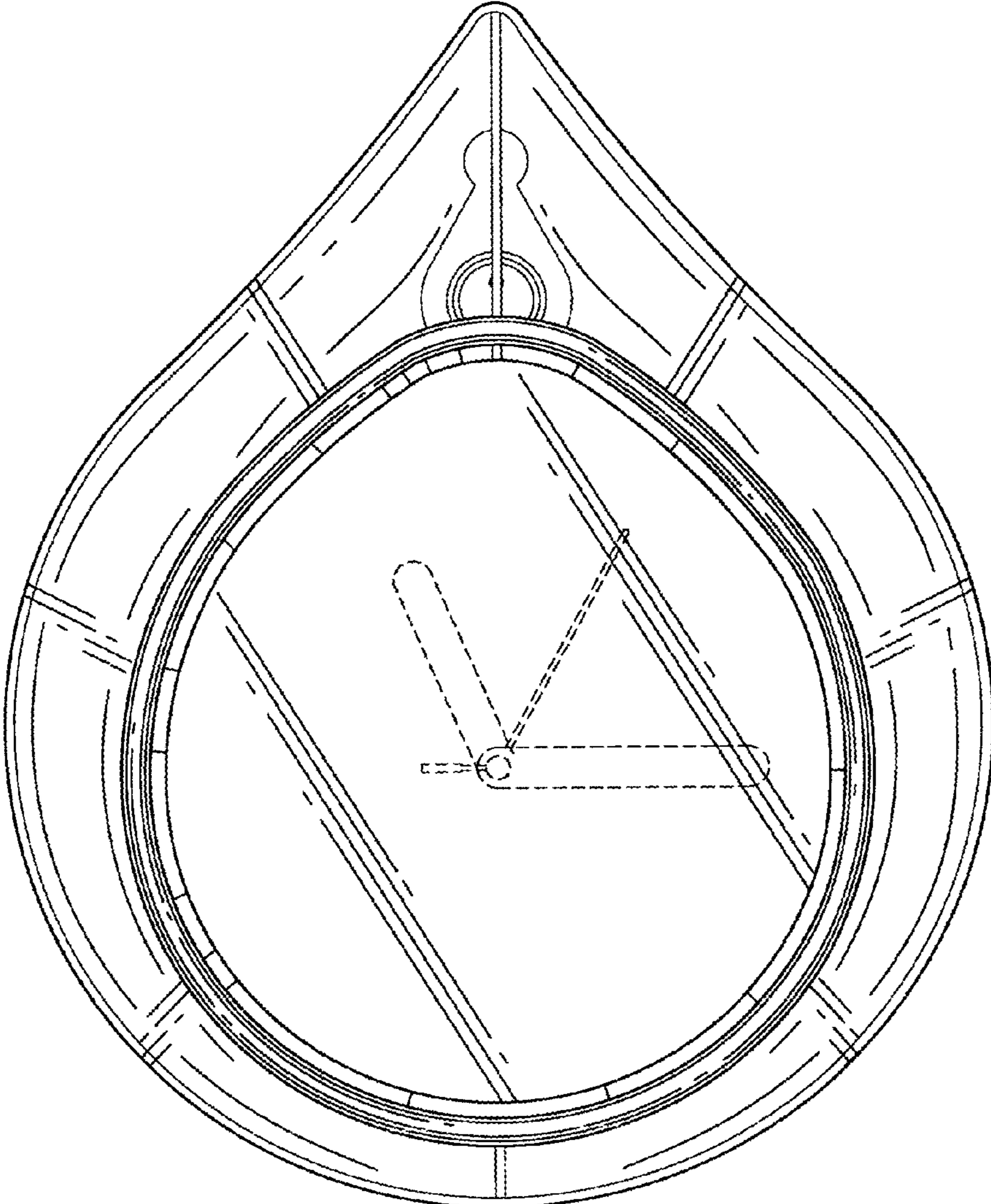


FIG. 2

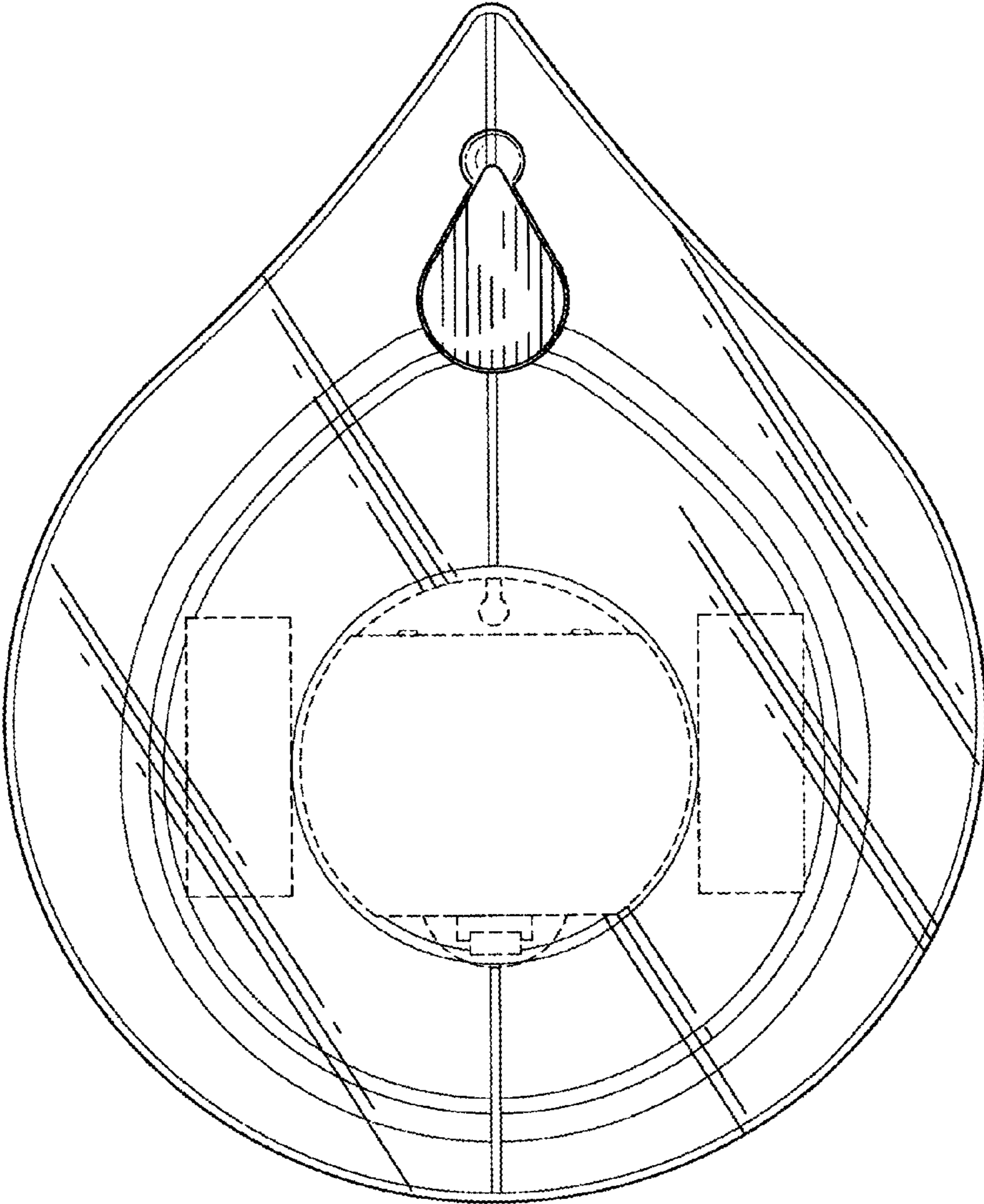


FIG. 3

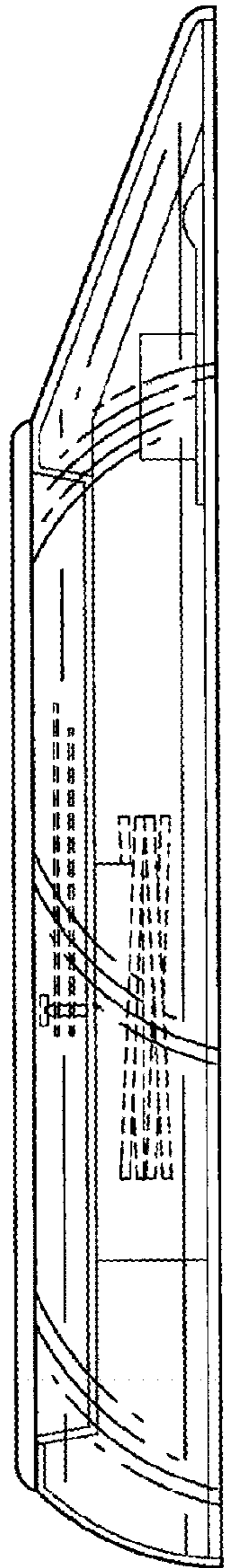


FIG. 4

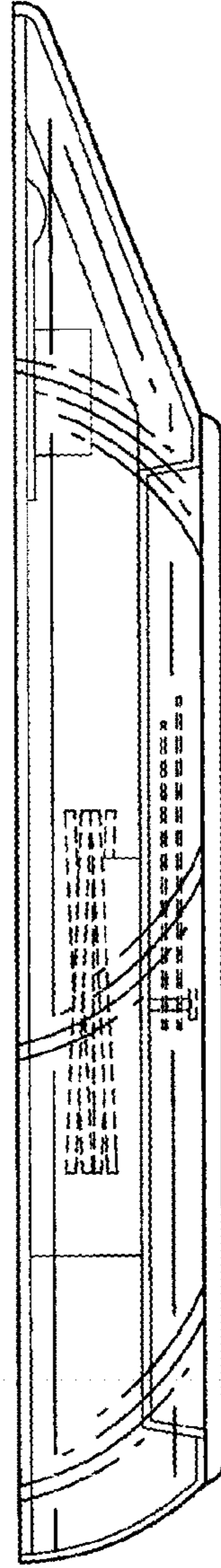


FIG. 5




FIG. 6

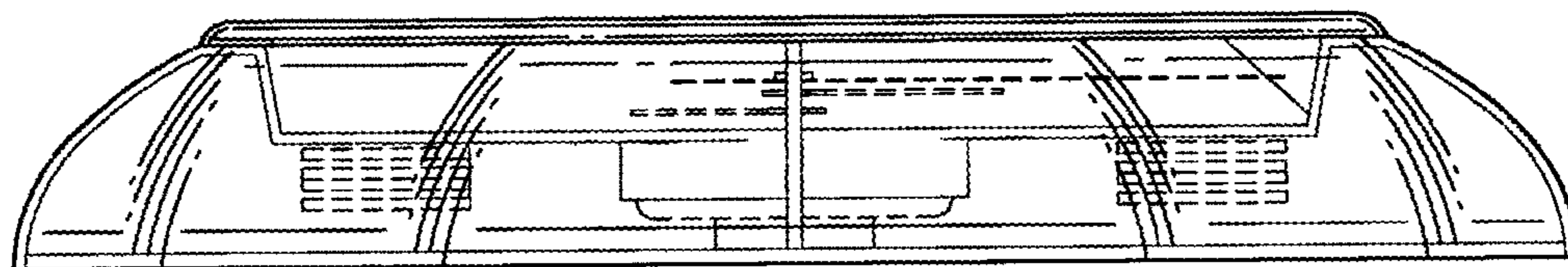


FIG. 7