



US00D758205S

(12) **United States Design Patent**  
**Hirakata**

(10) **Patent No.:** **US D758,205 S**  
(45) **Date of Patent:** **\*\* Jun. 7, 2016**

(54) **PACKAGE SLEEVE**  
(71) Applicant: **P. Bouquet Co., Ltd.**, Hokkaido (JP)  
(72) Inventor: **Hirotsugu Hirakata**, Hokkaido (JP)  
(73) Assignee: **P. Bouquet Co., Ltd.**, Hokkaido (JP)  
(\*\*) Term: **14 Years**  
(21) Appl. No.: **29/515,386**  
(22) Filed: **Jan. 22, 2015**

5,235,782 A \* 8/1993 Landau ..... B65D 85/52  
47/66.6  
D355,117 S \* 2/1995 van der Zwaard ..... D9/418  
D374,204 S \* 10/1996 Weder ..... D11/143  
D419,436 S \* 1/2000 Celtorius ..... D11/117  
6,098,336 A \* 8/2000 Ferguson ..... A01G 5/06  
206/423  
6,341,446 B2 \* 1/2002 Weder ..... 47/72  
D455,653 S \* 4/2002 Campbell ..... D9/431  
D455,955 S \* 4/2002 Hood ..... D9/418  
6,546,669 B2 \* 4/2003 Weder ..... B31B 19/36  
47/72  
D478,002 S \* 8/2003 Lin ..... D9/415  
D520,065 S \* 5/2006 Doyle ..... D20/22  
D523,744 S \* 6/2006 Zeng ..... D9/430

(Continued)

(30) **Foreign Application Priority Data**  
Jul. 24, 2014 (JP) ..... D2014-016076  
(51) **LOC (10) Cl.** ..... **09-03**  
(52) **U.S. Cl.**  
USPC ..... **D9/711**; D9/417  
(58) **Field of Classification Search**  
USPC ..... D9/414-418, 703, 705, 709, 712, 707,  
D9/430, 431; D1/105, 117; D7/601, 672;  
D24/121; D11/164, 143, 117, 154;  
D20/22; 47/66.6, 72; 206/423, 526  
CPC ..... B65D 85/52; B65D 33/001; A01G 5/06;  
B31B 19/36; A47G 7/08  
See application file for complete search history.

**FOREIGN PATENT DOCUMENTS**

JP D1275631 S 7/2006  
JP D1275867 S 7/2006

(Continued)

*Primary Examiner* — Holly Baynham  
*Assistant Examiner* — Rhea Shields  
(74) *Attorney, Agent, or Firm* — Typha IP LLC

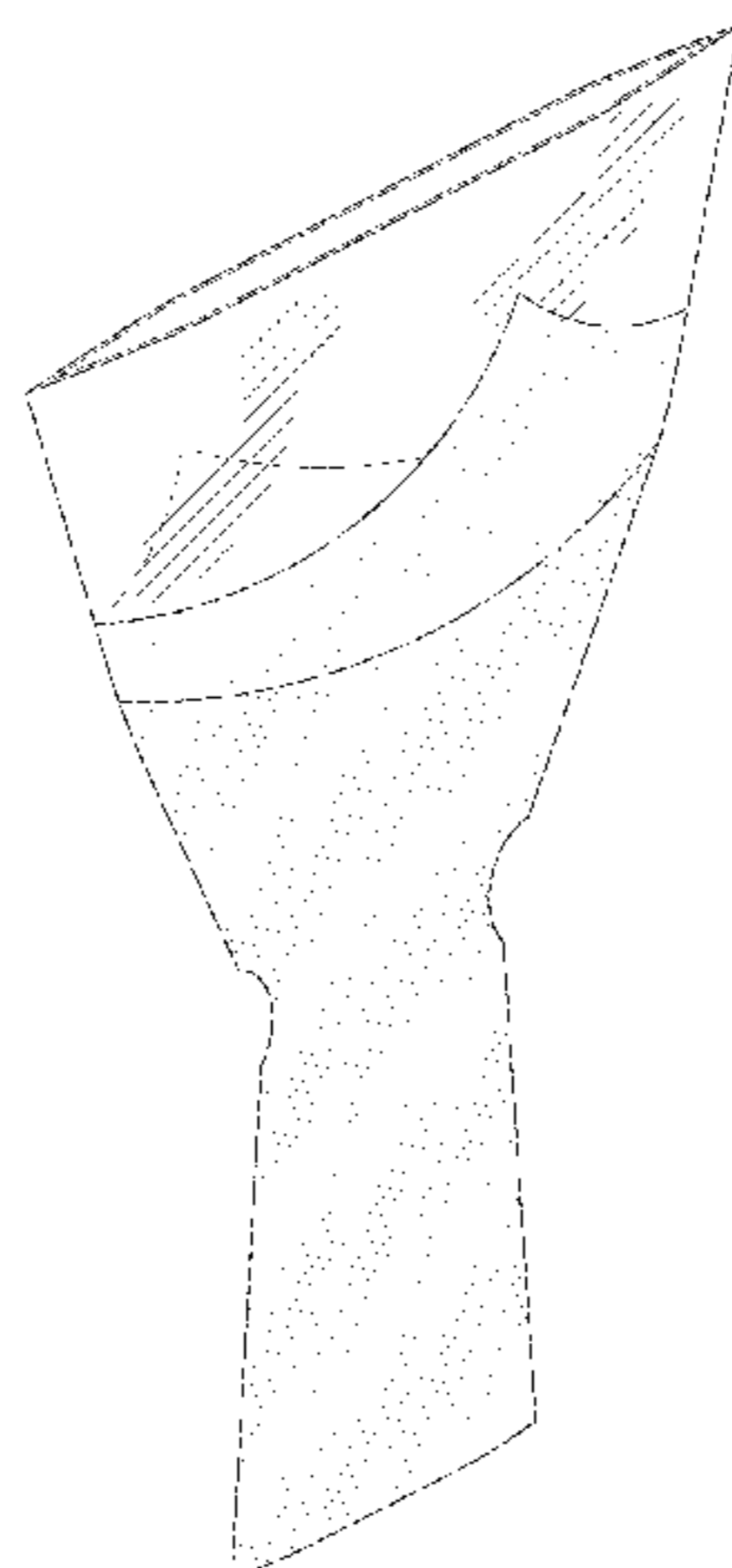
(57) **CLAIM**  
The ornamental design of a package sleeve, as shown and described.

**DESCRIPTION**

FIG. 1 is a perspective view of the package sleeve, showing my new design;  
FIG. 2 is a front view, the rear view being a mirror image thereof;  
FIG. 3 is a left side view, the right side view being a mirror image thereof;  
FIG. 4 is a top view thereof;  
FIG. 5 is a bottom view thereof; and,  
FIG. 6 is another perspective view thereof.  
In the drawings, the two types of stippling indicate a contrast in appearances. In FIG. 6 the broken lines are for the purpose of illustrating environment only and form no part of the claimed design.

**1 Claim, 4 Drawing Sheets**

(56) **References Cited**  
**U.S. PATENT DOCUMENTS**  
D42,648 S \* 6/1912 Sanford ..... D11/154  
1,868,853 A \* 7/1932 Sievers ..... A47G 7/08  
47/72  
1,883,108 A \* 10/1932 Thompson ..... B65D 33/001  
206/526  
4,075,786 A \* 2/1978 van Zyl ..... B65D 85/52  
206/423  
4,118,890 A \* 10/1978 Shore ..... B65D 85/52  
206/423  
D300,521 S \* 4/1989 Toltzman ..... D11/143  
D301,991 S \* 7/1989 Van Sant ..... D11/143  
D308,019 S \* 5/1990 Mileos ..... D7/672  
D322,930 S \* 1/1992 Khayat ..... D11/164



(56)

References Cited

U.S. PATENT DOCUMENTS

D535,910 S \* 1/2007 Shaffer ..... D11/164  
D536,856 S \* 2/2007 Davi ..... D1/117  
D547,674 S \* 7/2007 Donovan ..... D9/707  
D547,675 S \* 7/2007 Davi ..... D9/712  
D572,603 S \* 7/2008 Josephs ..... D9/709  
D580,779 S \* 11/2008 Hartwell ..... D9/705  
D583,256 S \* 12/2008 Rothstein ..... D9/709  
D586,663 S \* 2/2009 Tidqvist ..... D9/712  
D610,468 S \* 2/2010 Rothstein ..... D9/709  
D682,627 S \* 5/2013 Cavanagh ..... D7/601  
D686,507 S \* 7/2013 Zanini ..... D9/702  
D700,836 S \* 3/2014 Lai ..... D9/415  
D706,641 S \* 6/2014 Hinz ..... D9/705

D731,052 S \* 6/2015 Doerr ..... D24/121  
D738,717 S \* 9/2015 Lujardo ..... D9/418  
D738,742 S \* 9/2015 Neale ..... D9/702  
D741,724 S \* 10/2015 He ..... D9/703  
D745,328 S \* 12/2015 Magri ..... D1/105  
D745,413 S \* 12/2015 Buckley ..... D9/703

FOREIGN PATENT DOCUMENTS

JP D1302563 S 6/2007  
JP D1361099 S 6/2009  
JP D1391358 S 6/2010  
JP D1391454 S 6/2010  
JP D1415892 S 6/2011  
JP D1416534 S 6/2011

\* cited by examiner

**FIG. 1**

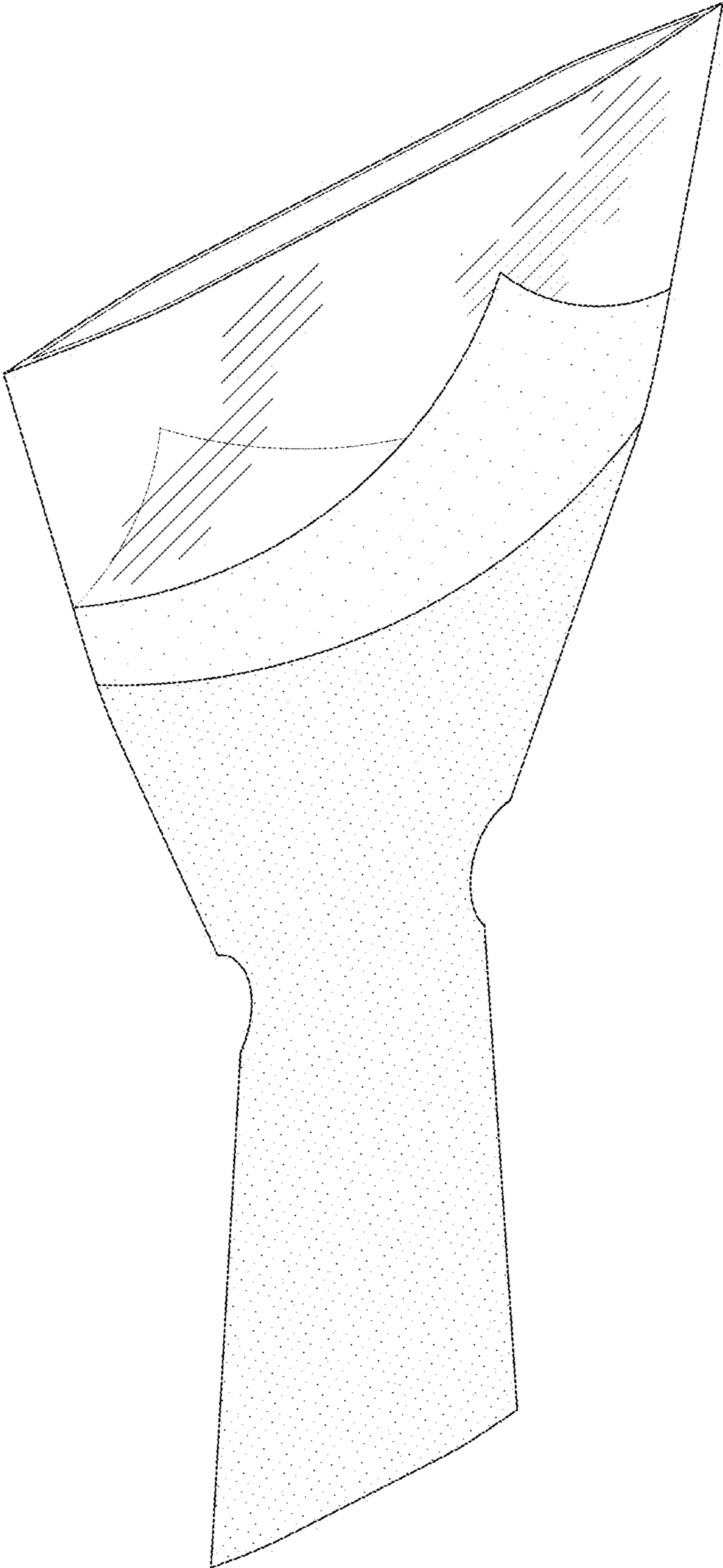
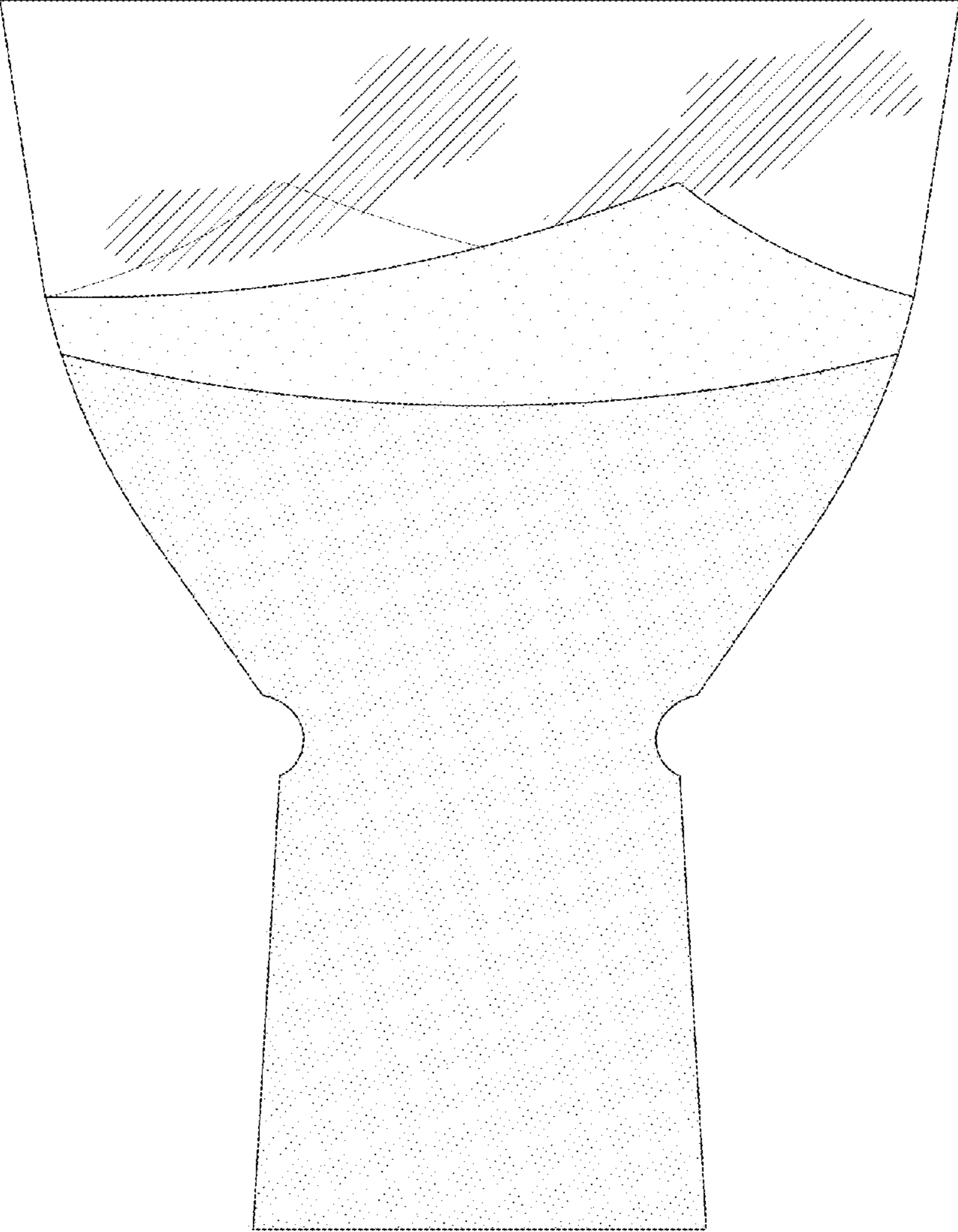



FIG. 2


FIG. 3



**FIG. 4**



**FIG. 5**



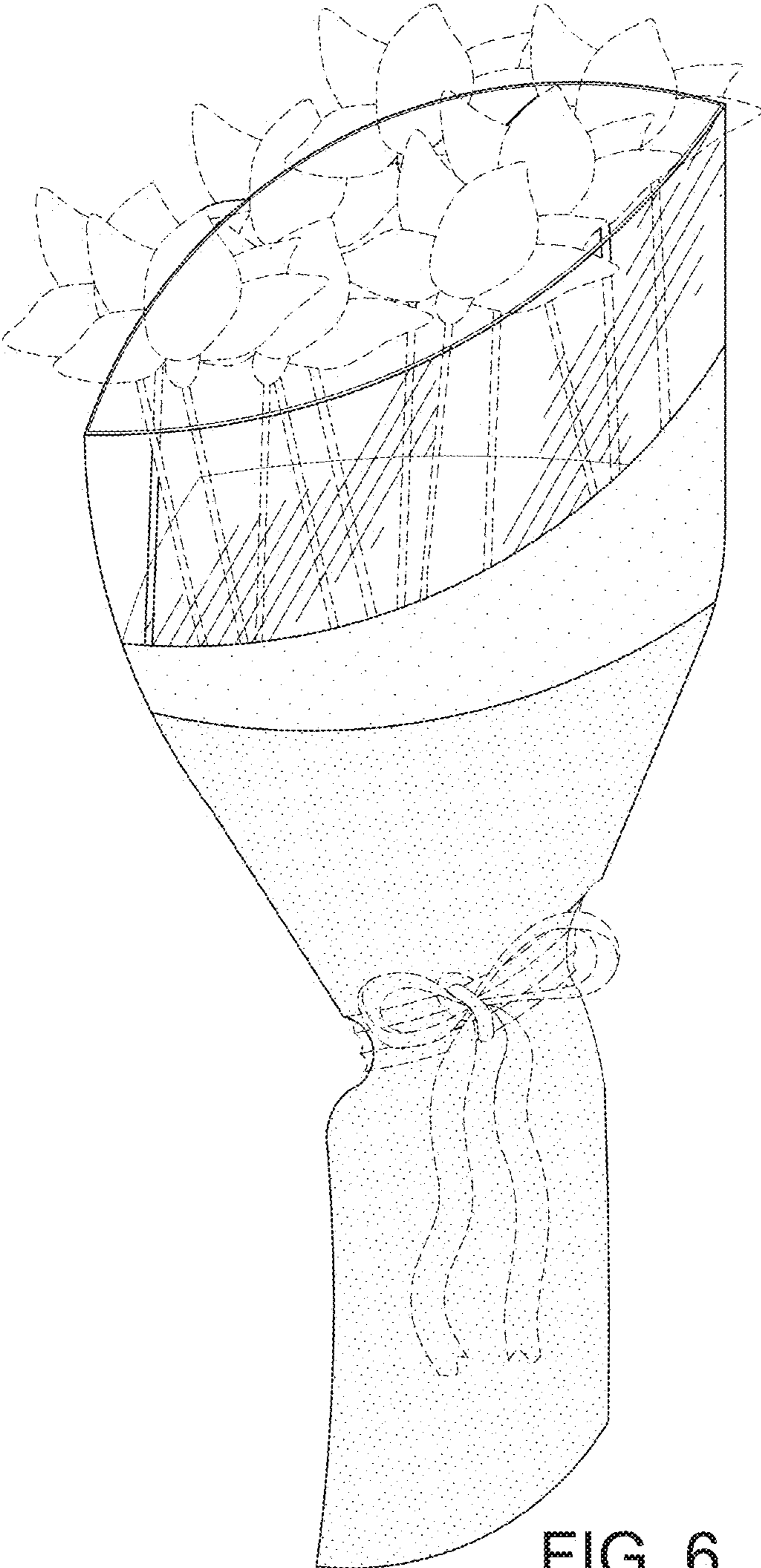


FIG. 6