



US00D758162S

(12) **United States Design Patent**
Abbott et al.

(10) **Patent No.:** **US D758,162 S**
(45) **Date of Patent:** **** Jun. 7, 2016**

(54) **TT HATCH ON TOOL**

(71) Applicant: **The Ames Companies, Inc.**, Camp Hill, PA (US)

(72) Inventors: **Aaron Abbott**, Harrisburg, PA (US); **Jared Aller**, Oakland, CA (US); **Beau Oyler**, Walnut Creek, CA (US); **Yulian Bagirov**, Oakland, CA (US); **Charles Bates**, Oakland, CA (US)

(73) Assignee: **The Ames Companies, Inc.**, Camp Hill, PA (US)

(**) Term: **14 Years**

(21) Appl. No.: **29/496,679**

(22) Filed: **Jul. 16, 2014**

(51) **LOC (10) Cl.** **08-07**

(52) **U.S. Cl.**
USPC **D8/107**

(58) **Field of Classification Search**
USPC D8/10, 80, 107, 300, 301, 303; D7/393, D7/395; D15/142; 294/49, 51, 53.5, 54.5, 294/55.5, 56, 57, 58; 16/110.1, 421, 422, 16/429, 430; 56/400.1; D21/756

CPC Y10T 16/469; Y10T 16/44; Y10T 16/476; Y10T 16/473; Y10T 74/2078; Y10T 74/20828; Y10T 16/498; Y10T 16/466; Y10T 16/506; Y10T 16/513; Y10T 16/4719; Y10T 16/46; Y10T 16/4713; Y10T 74/20792; Y10T 16/4559; Y10T 74/20732; Y10T 16/4707; Y10T 403/32475; Y10T 16/455; Y10T 16/4571; Y10T 74/20876; Y10T 74/20864; Y10T 16/4554; Y10T 16/509; Y10T 74/2087; Y10T 16/459; Y10T 16/4563; Y10T 74/20612; Y10T 16/4567; Y10T 16/4644; Y10T 16/4636; Y10S 16/12; Y10S 16/30; Y10S 16/24; Y10S 16/19; Y10S 16/90; Y10S 16/41; Y10S 16/902; Y10S 16/40; Y10S 16/903; Y10S 16/25; Y10S 16/901; Y10S 292/31; Y10S 56/18

See application file for complete search history.

(56) **References Cited**

U.S. PATENT DOCUMENTS

D415,007	S	*	10/1999	Jimenez et al.	D8/107
6,752,556	B2	*	6/2004	Pearce	401/6
D589,773	S	*	4/2009	Finochiaro	D8/80
D602,105	S	*	10/2009	Rice et al.	D21/756
D625,573	S	*	10/2010	Bonzer	D8/107
D644,285	S	*	8/2011	Gill et al.	D21/756
D670,150	S	*	11/2012	Angel et al.	D8/107
D710,665	S	*	8/2014	Boies	D8/10
D719,418	S	*	12/2014	Boies	D8/10
2009/0200813	A1	*	8/2009	Boies	294/49

FOREIGN PATENT DOCUMENTS

CA 128448 7/2010

* cited by examiner

Primary Examiner — Derrick Holland

Assistant Examiner — Lauren Calve

(74) *Attorney, Agent, or Firm* — Brooks Kushman P.C.

(57) **CLAIM**

The ornamental design for a TT hatch on tool, as shown and described.

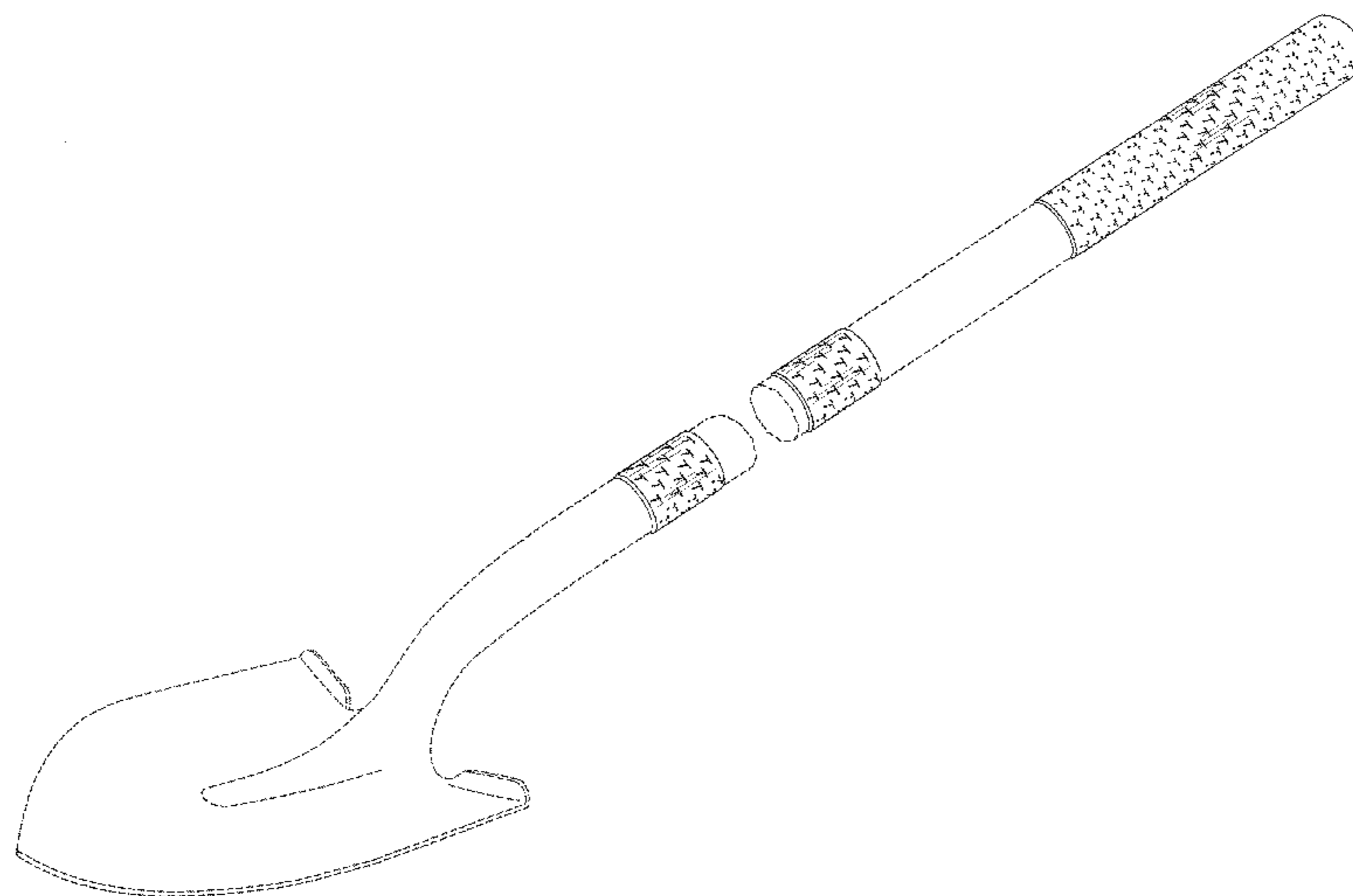
DESCRIPTION

FIG. 1 is an isometric view of the TT hatch on tool; FIG. 2 is a front view thereof; FIG. 3 is a back view thereof; FIG. 4 is a left view thereof; FIG. 5 is a right view thereof; FIG. 6 is a top view of the thereof; and, FIG. 7 is another isometric view thereof, shown in an alternate condition.

The claim is shown with a symbolic break in its length. The appearance of any portion of the article between the break lines forms no part of the claimed design.

The broken lines shown represent unclaimed subject matter and form no part of the claimed subject matter.

1 Claim, 4 Drawing Sheets



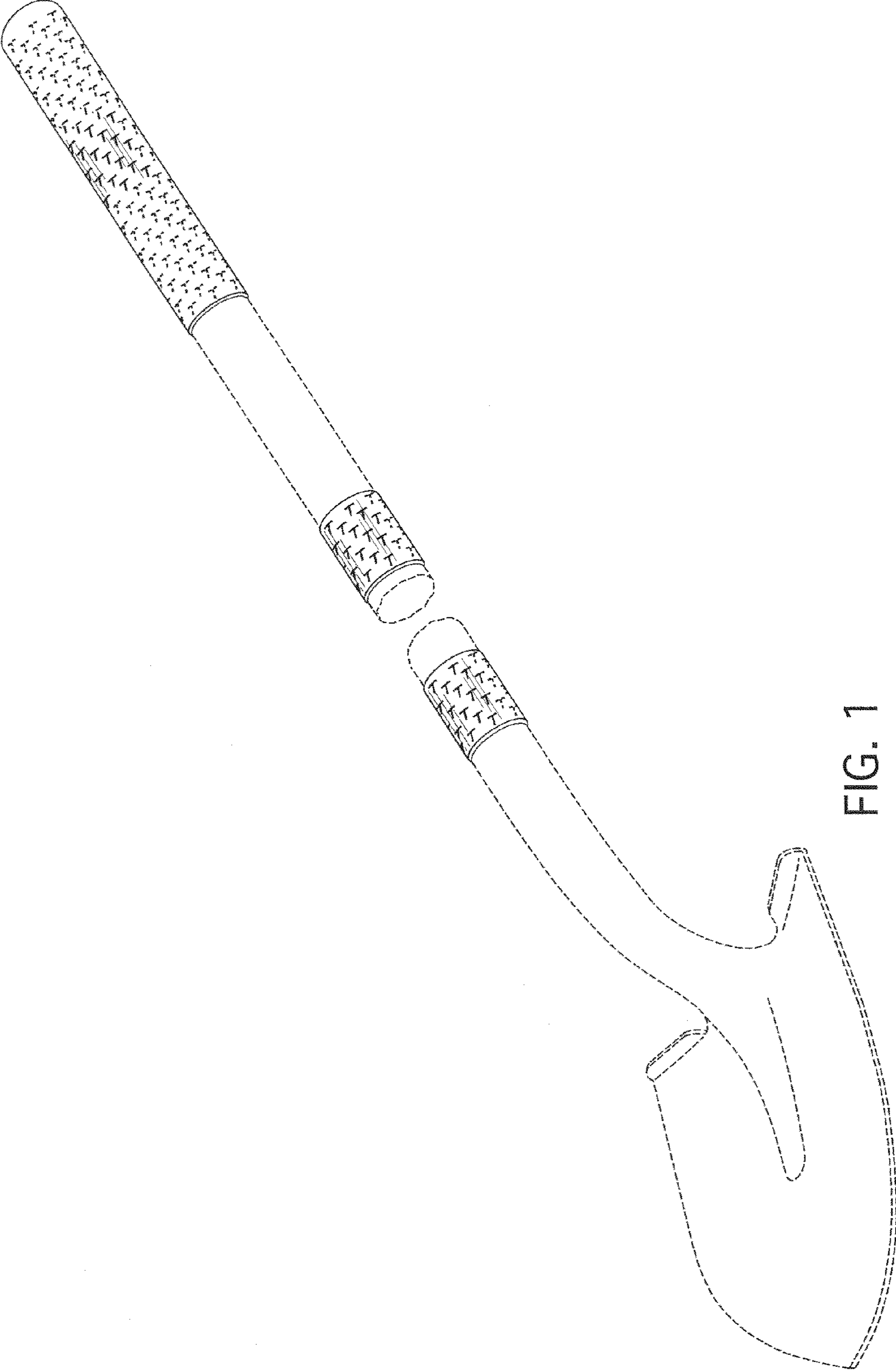


FIG. 1

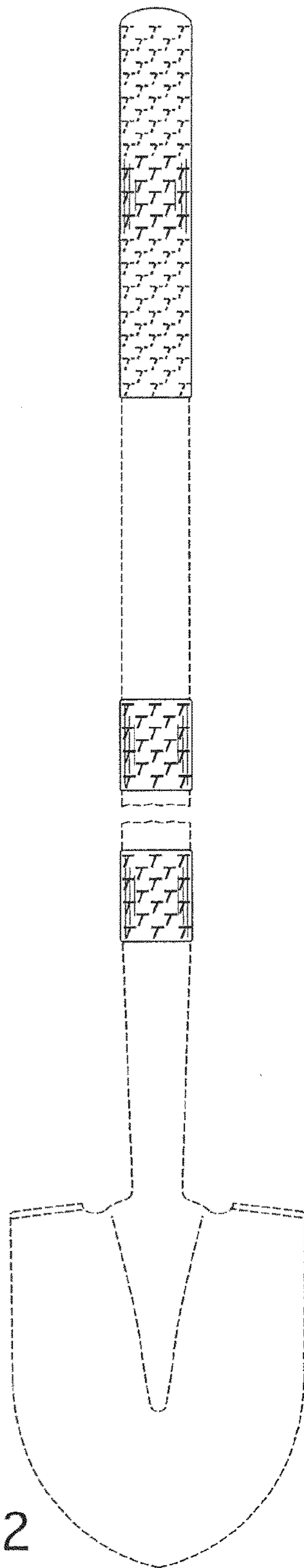


FIG. 2

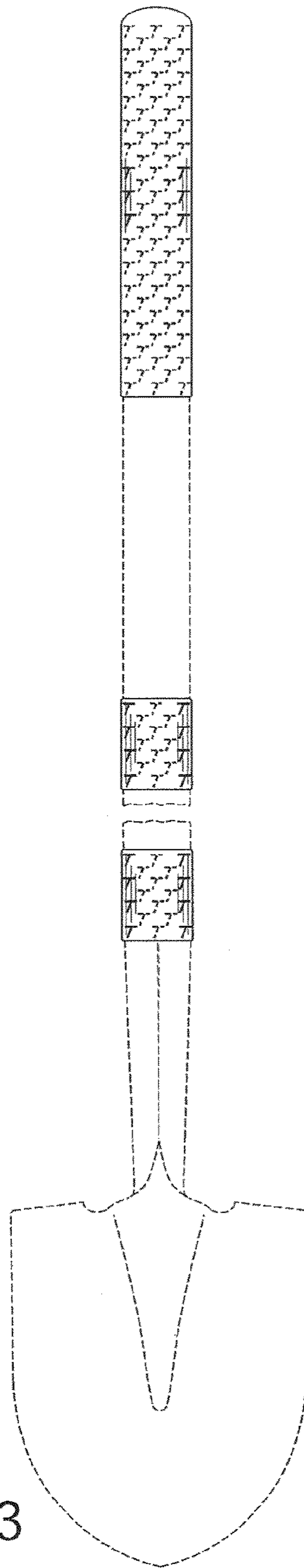


FIG. 3

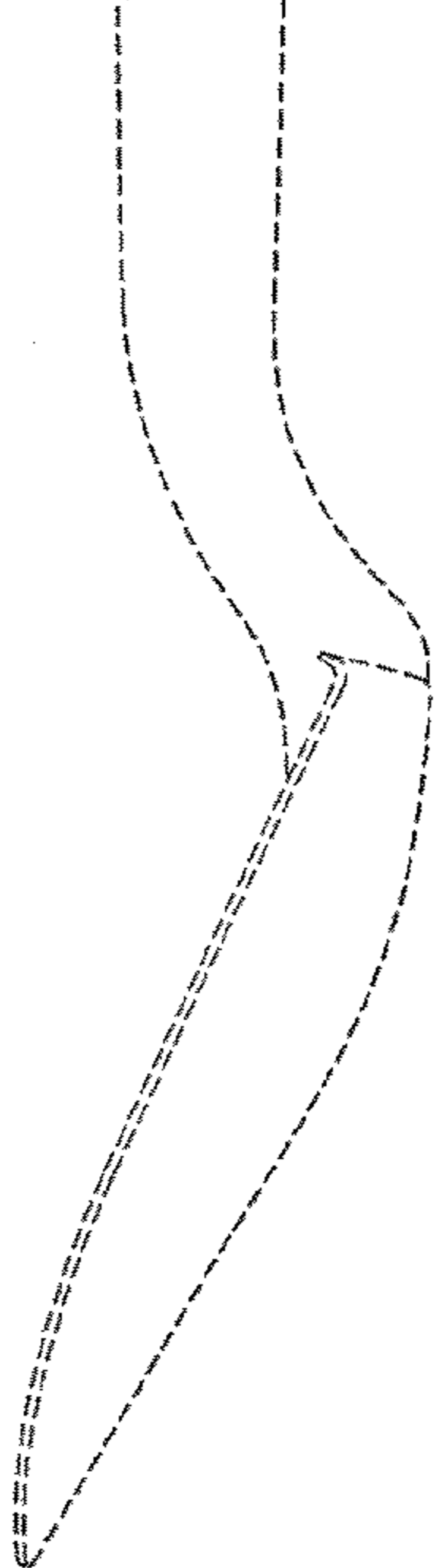
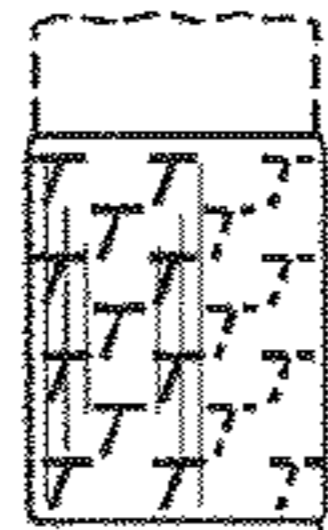
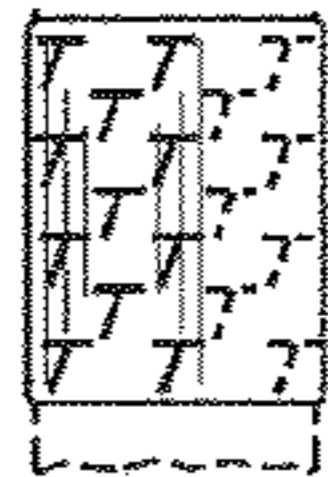
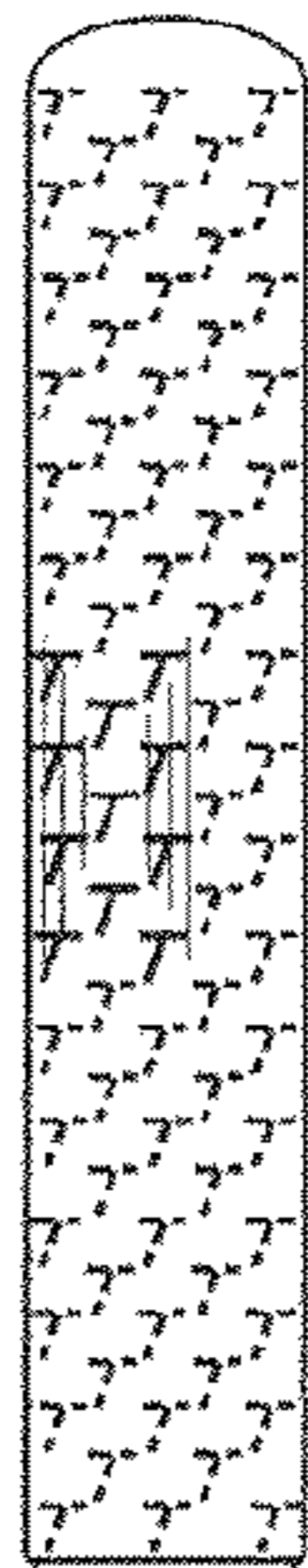


FIG. 4

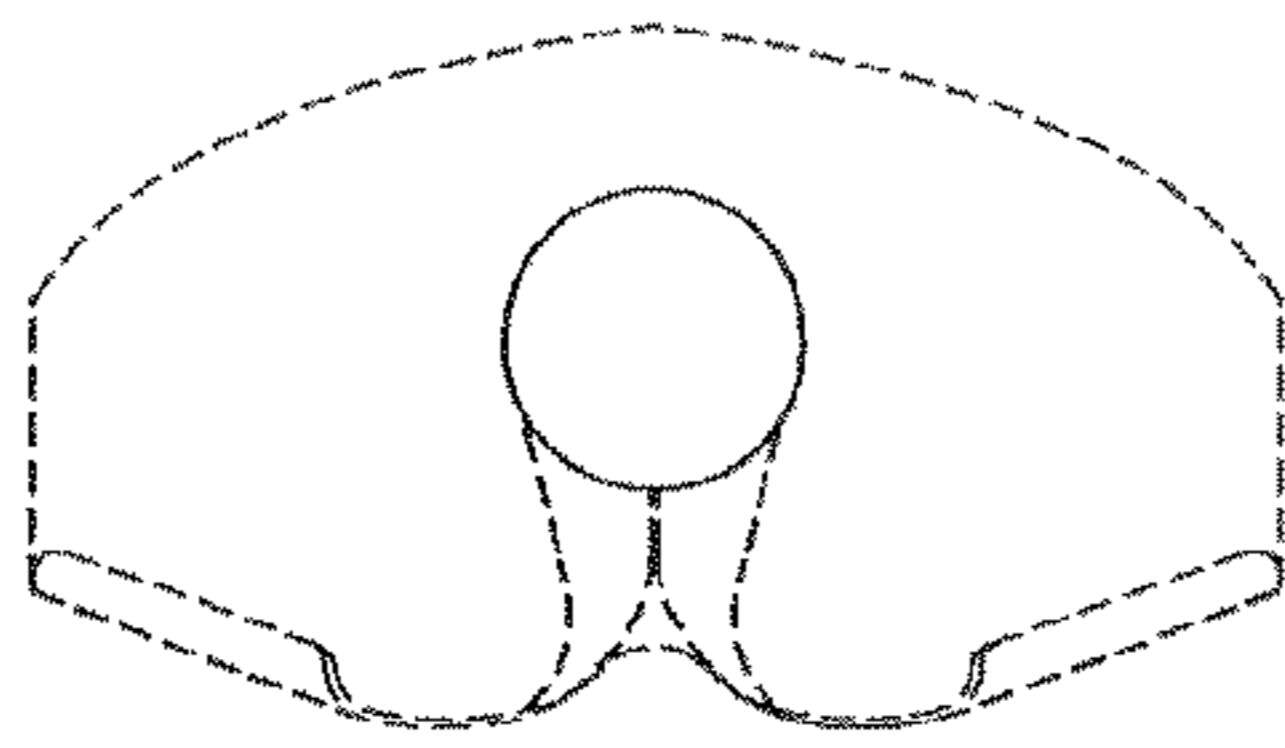


FIG. 6

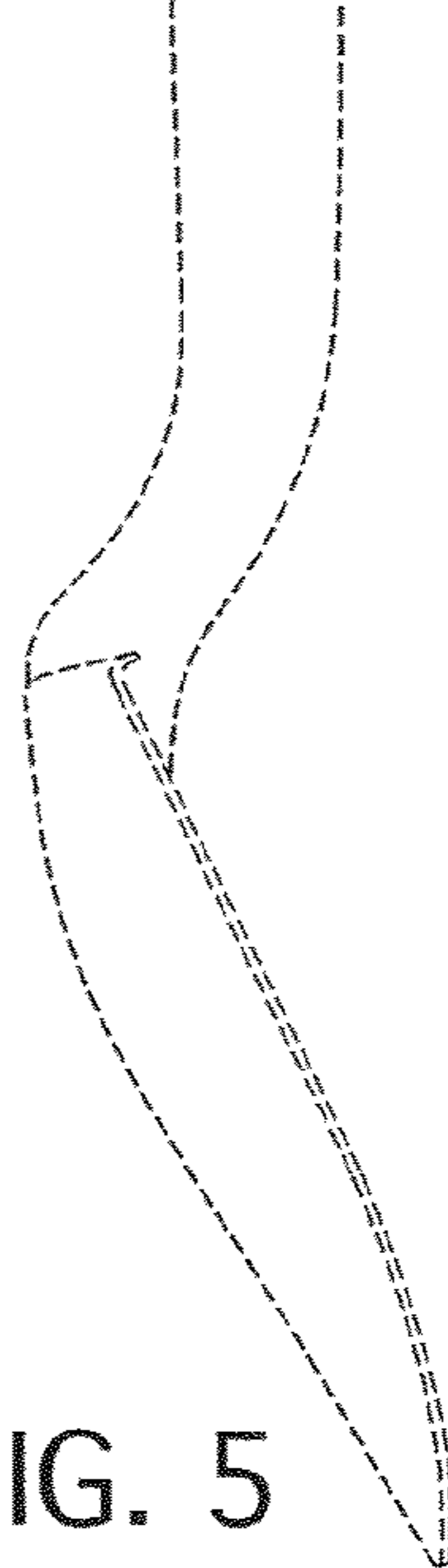
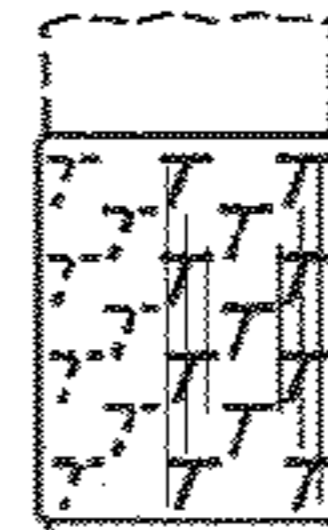
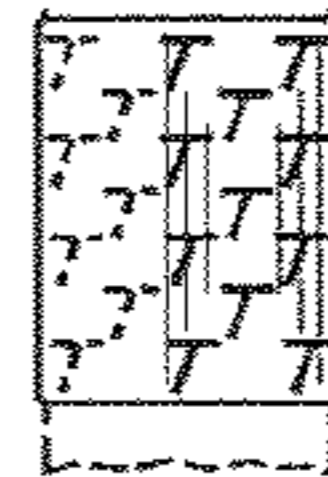
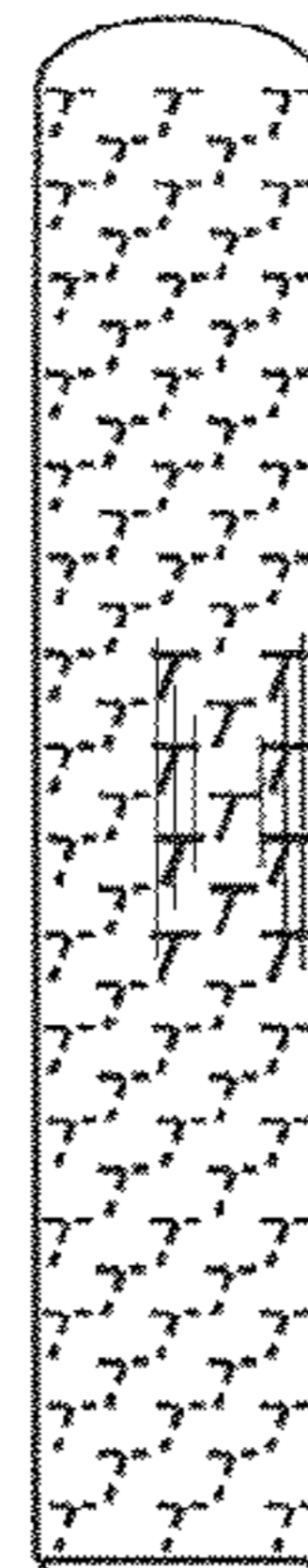


FIG. 5

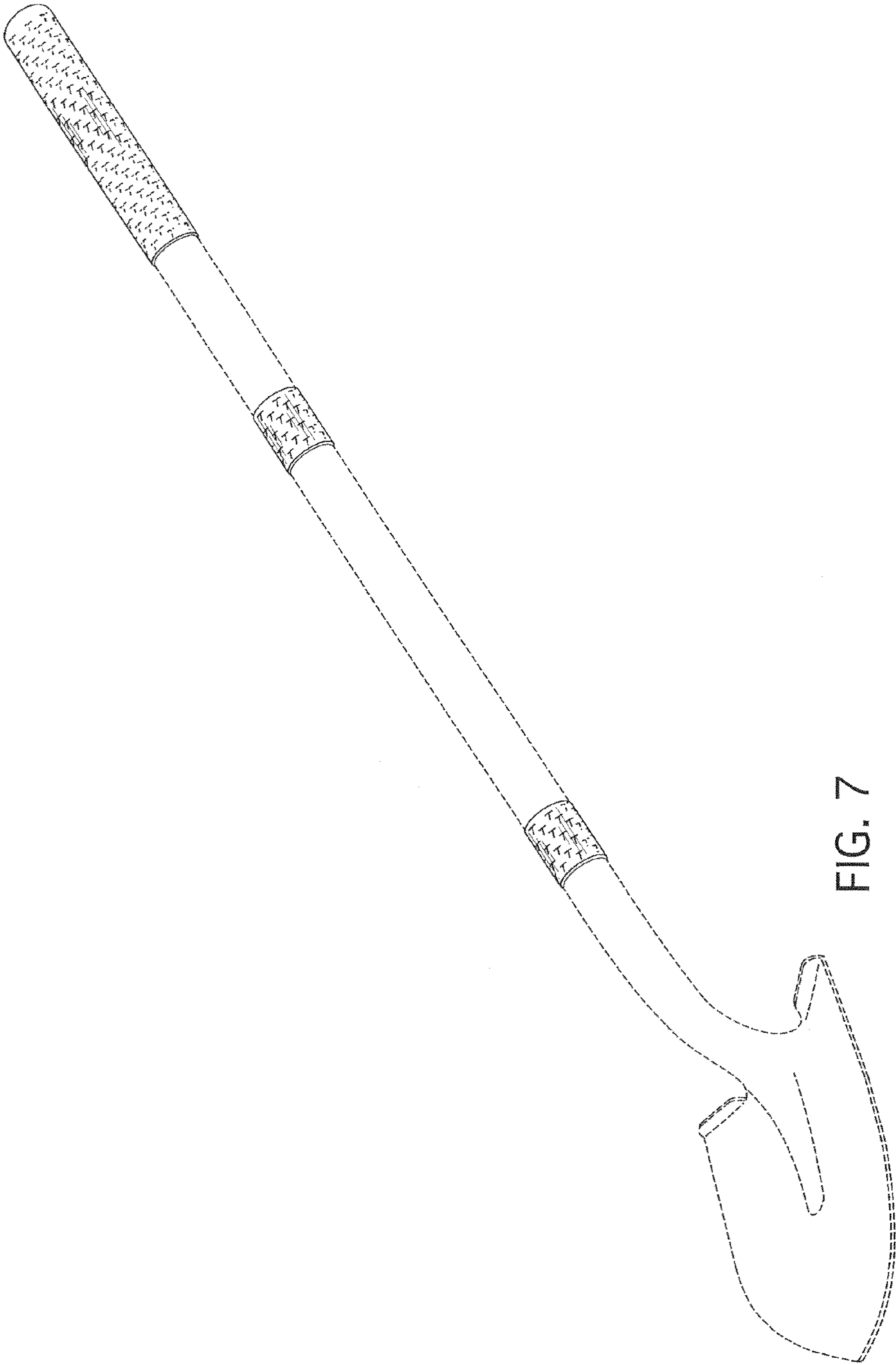


FIG. 7