



US00D758141S

(12) **United States Design Patent**
Spagnolo

(10) **Patent No.:** **US D758,141 S**
(45) **Date of Patent:** **** Jun. 7, 2016**

(54) **FORK**

(71) Applicant: **Pino Spagnolo**, Turin (IT)

(72) Inventor: **Pino Spagnolo**, Turin (IT)

(73) Assignee: **Conair Corporation**, Stamford, CT (US)

(**) Term: **14 Years**

(21) Appl. No.: **29/514,805**

(22) Filed: **Jan. 16, 2015**

(51) **LOC (10) Cl.** **07-03**

(52) **U.S. Cl.**
USPC **D7/653; D7/642; D7/664**

(58) **Field of Classification Search**
USPC D7/368, 401.2, 642-645, 653-664, 669, D7/675-677, 683, 688-689, 691; D8/107, D8/300-301; D9/434; D21/793; D22/117-118
CPC A01D 9/02; A01D 9/04; A01D 9/06; A47G 21/00; A47G 21/004; A47G 21/005; A47G 21/02; A47G 21/023; A47G 21/04; A47G 21/06; A47G 21/08; A47J 43/28; A47J 43/281; A47J 43/282; A61F 13/10; A61J 7/0023; B25G 1/00; B25G 1/01; B25G 1/02; B25G 3/00; B65D 75/56; B65D 75/563; B65D 75/566; B67B 7/00; B67B 7/724; B67B 7/73

See application file for complete search history.

D276,586 S * 12/1984 Hanna D34/28
D276,686 S * 12/1984 Jagger D7/664
D308,804 S * 6/1990 Hiscott D7/653
D311,307 S 10/1990 Cautereels et al.
D312,749 S 12/1990 Kessler
D351,092 S * 10/1994 Weber D7/683
D358,741 S 5/1995 Burdick et al.
D422,664 S * 4/2000 Tate D21/793
D432,875 S 10/2000 Begley et al.
6,145,204 A * 11/2000 Cash A47G 21/02
30/322
6,393,704 B1 5/2002 Tompkins et al.
D463,720 S 10/2002 Rorke et al.
D478,481 S * 8/2003 Jørgensen D7/644
D486,265 S 2/2004 Olsen
D527,944 S 9/2006 Brooks
D551,519 S 9/2007 Claramunt
D573,852 S * 7/2008 Wills D7/663
D584,573 S 1/2009 Miller
D585,246 S * 1/2009 Miller D7/653
D595,546 S 7/2009 LeGreve et al.
D649,398 S 11/2011 Greiner
D652,252 S * 1/2012 Greiner D7/401.2
D653,500 S 2/2012 Greiner
2007/0084063 A1 4/2007 Hughes
2012/0297628 A1 11/2012 Rayko et al.

* cited by examiner

Primary Examiner — Ricky Pham
(74) *Attorney, Agent, or Firm* — Grogan, Tuccillo & Vanderleeden, LLP

(57) **CLAIM**
The ornamental design for a fork, as shown and described.

DESCRIPTION

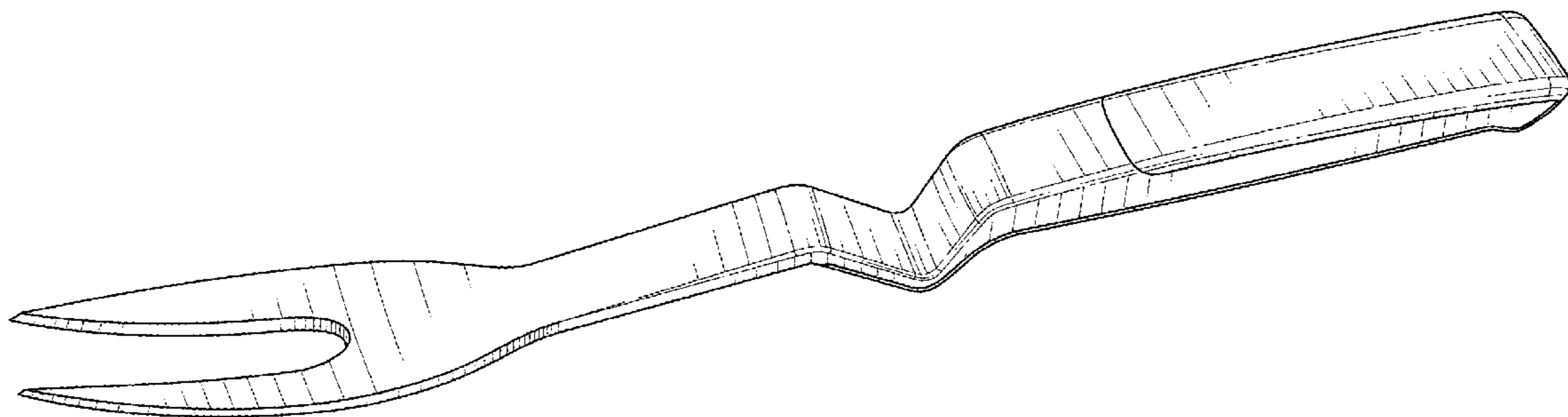
FIG. 1 is a perspective view of a fork showing a new design; FIG. 2 is a right side elevational view thereof; FIG. 3 is a left side elevational view thereof; FIG. 4 is a front elevational view thereof; FIG. 5 is a rear elevational view thereof; FIG. 6 is a top plan view thereof; and, FIG. 7 is a bottom plan view thereof.

1 Claim, 3 Drawing Sheets

(56) **References Cited**

U.S. PATENT DOCUMENTS

286,668 A 10/1883 Wiswell
1,528,679 A * 3/1925 MacLeod A47G 21/023
30/129
D194,374 S 1/1963 Wildgen
D203,072 S 11/1965 Centa
D263,272 S * 3/1982 Jagger D7/664
D271,739 S * 12/1983 Jagger D7/664



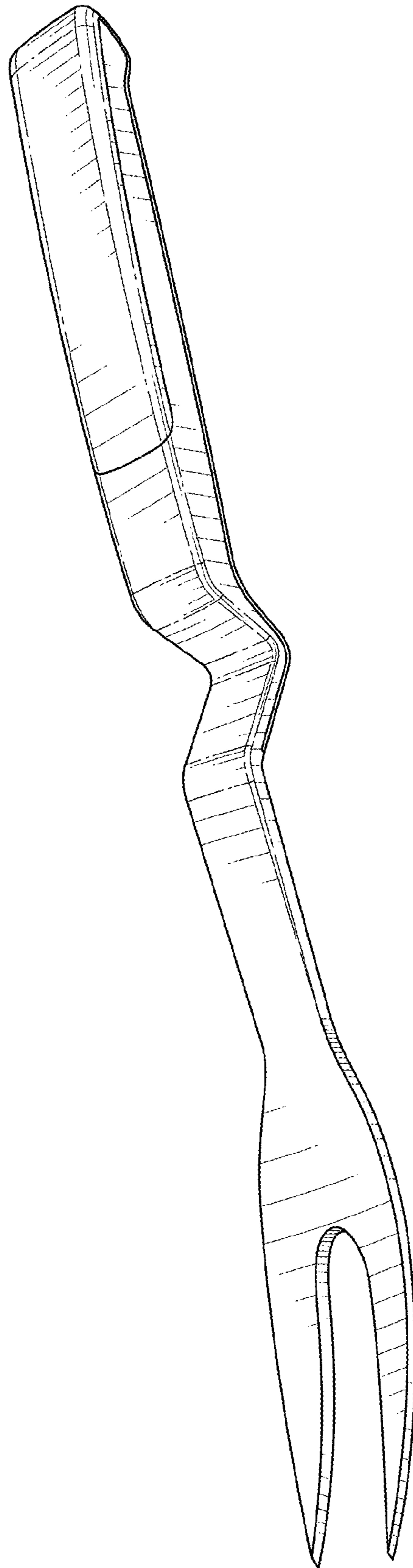


FIG. 1

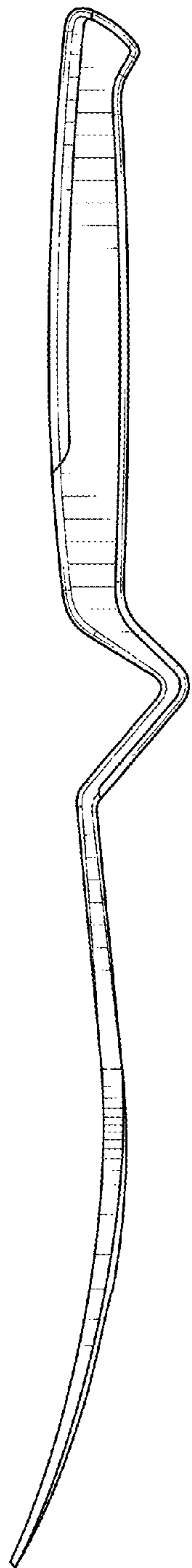


FIG. 2

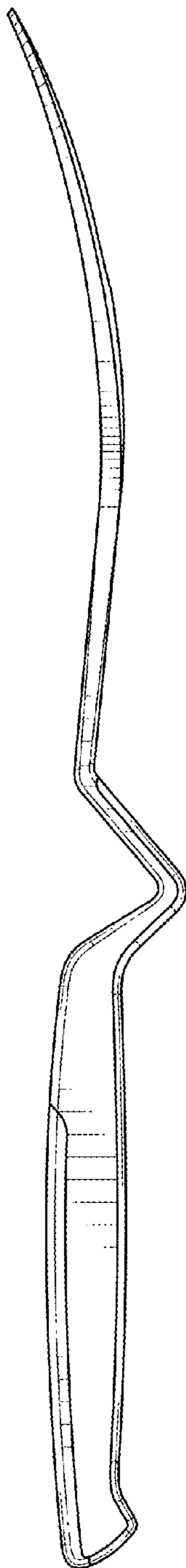


FIG. 3

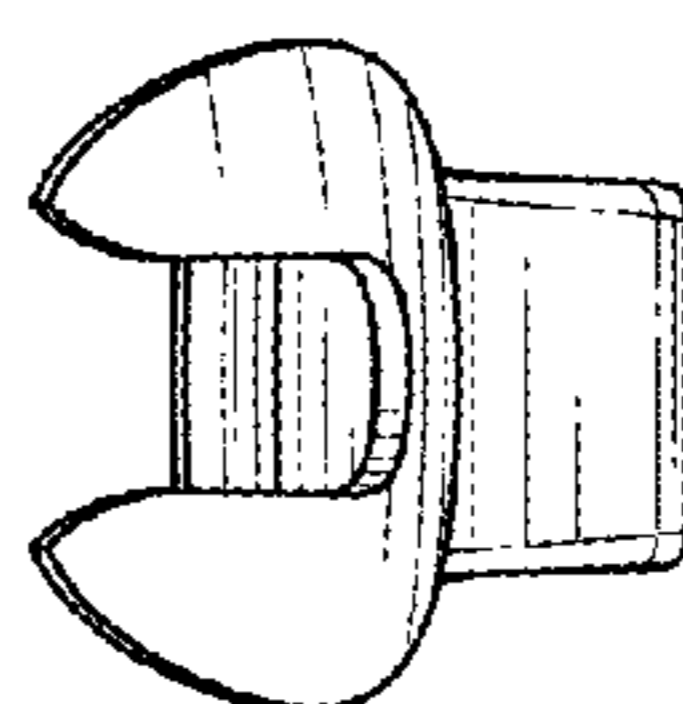


FIG. 4

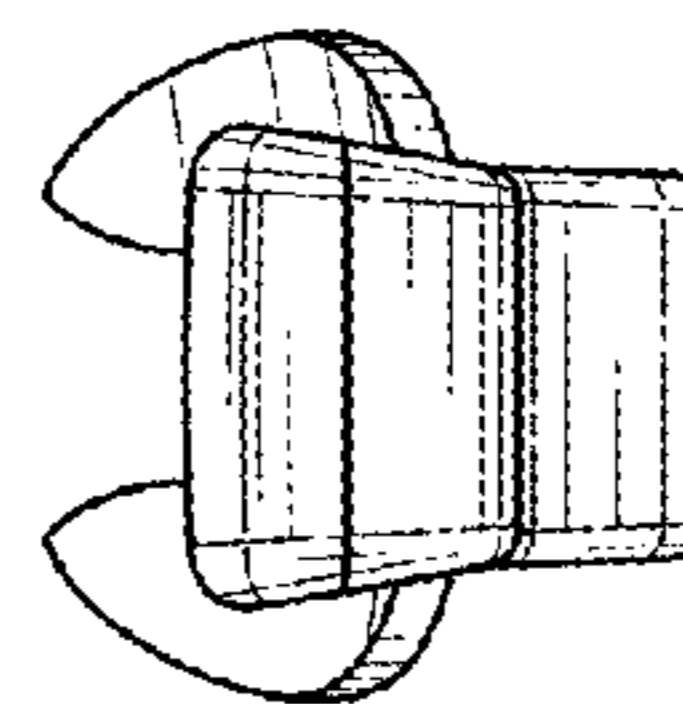


FIG. 5

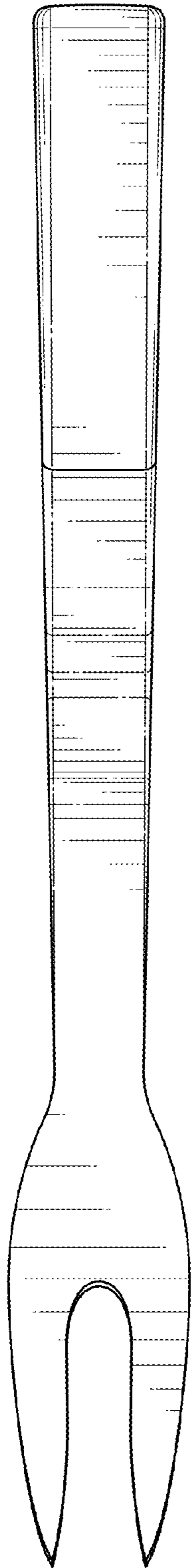


FIG. 6

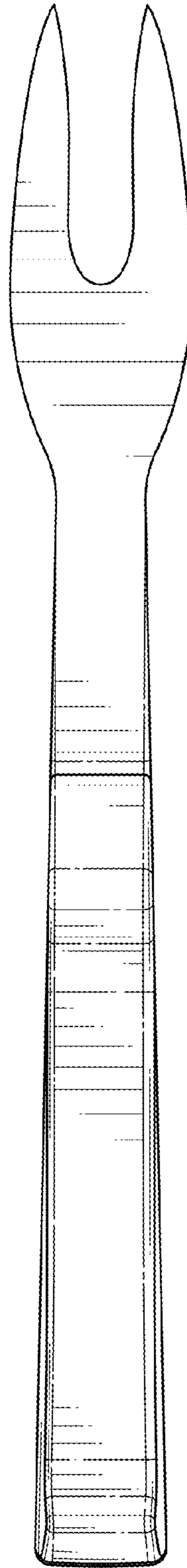


FIG. 7