US00D758131S

(12) United States Design Patent

Varney et al.

(10) Patent No.: US D758,131 S
(45) Date of Patent: ** Jun. 7, 2016

(54) **GRILL PLATE**

(71) Applicant: **Johnsonville Sausage, LLC**, Sheboygan Falls, WI (US)

(72) Inventors: **James R Varney**, Bolton, MA (US); **Mathew C White**, Brighton, MA (US)

(73) Assignee: **JOHNSONVILLE SAUSAGE, LLC**, Sheboygan Falls, WI (US)

(**) Term: **14 Years**

(21) Appl. No.: **29/515,267**

(22) Filed: **Jan. 21, 2015**

(51) **LOC (10) Cl.** **07-02**

(52) **U.S. Cl.**
USPC **D7/409**; D7/352; D7/357; D7/362

(58) **Field of Classification Search**
USPC D7/323, 328–330, 337, 347, 352–364, D7/367, 402, 409–411; D15/90
CPC A21B 5/023; A47J 27/60; A47J 27/62; A47J 37/04; A47J 37/06; A47J 37/067; A47J 37/0605; A47J 37/0611; A47J 37/0623; A47J 37/0629; A47J 37/0676; A47J 2037/06; A47J 2037/0611; A61M 5/3216; F24C 15/10; F24C 15/102; H05B 3/0004; H05B 6/02; H05B 6/062
See application file for complete search history.

(56) **References Cited**

U.S. PATENT DOCUMENTS

1,990,412	A *	2/1935	Merritt	A47J 37/0611	219/242
2,044,615	A *	6/1936	Kennedy	A47J 37/0611	99/339
2,243,137	A *	5/1941	Vaughan	A47J 37/0611	99/381
2,282,500	A *	5/1942	Sohn	A47J 37/0611	99/381
D202,529	S *	10/1965	Rosebrook	D15/90	
3,948,159	A *	4/1976	Vigerstrom	H05B 3/0004	99/339
5,090,564	A *	2/1992	Chimienti	A61M 5/3216	206/365
5,671,658	A *	9/1997	Macasaet	A47J 37/0611	99/374
D507,147	S *	7/2005	Land	D7/357	
7,024,987	B2 *	4/2006	Haber	A47J 37/0611	99/374
8,232,510	B2 *	7/2012	Addesso	A47J 37/0611	219/386
D679,138	S *	4/2013	Valera	D7/352	
2006/0272511	A1 *	12/2006	Dreimann	A47J 37/0611	99/372

* cited by examiner

Primary Examiner — Ricky Pham
(74) *Attorney, Agent, or Firm* — Quarles & Brady LLP

(57) **CLAIM**

The ornamental design for a grill plate, as shown and described.

DESCRIPTION

FIG. **1** is a top, left side perspective view of a grill plate embodying our new design;
FIG. **2** is a top plan view thereof;
FIG. **3** is a bottom plan view thereof.
FIG. **4** is a front elevational view thereof.
FIG. **5** is a left side elevational view thereof;
FIG. **6** is a right elevational view thereof; and,
FIG. **7** is a rear elevational view thereof.
The broken line representations of items in FIGS. **1-7** are for purposes of illustration only, and form no part of the claimed design.
In a preferred embodiment, the nature of this product is a grill plate for use in a grill for cooking and/or heating food items.

1 Claim, 5 Drawing Sheets

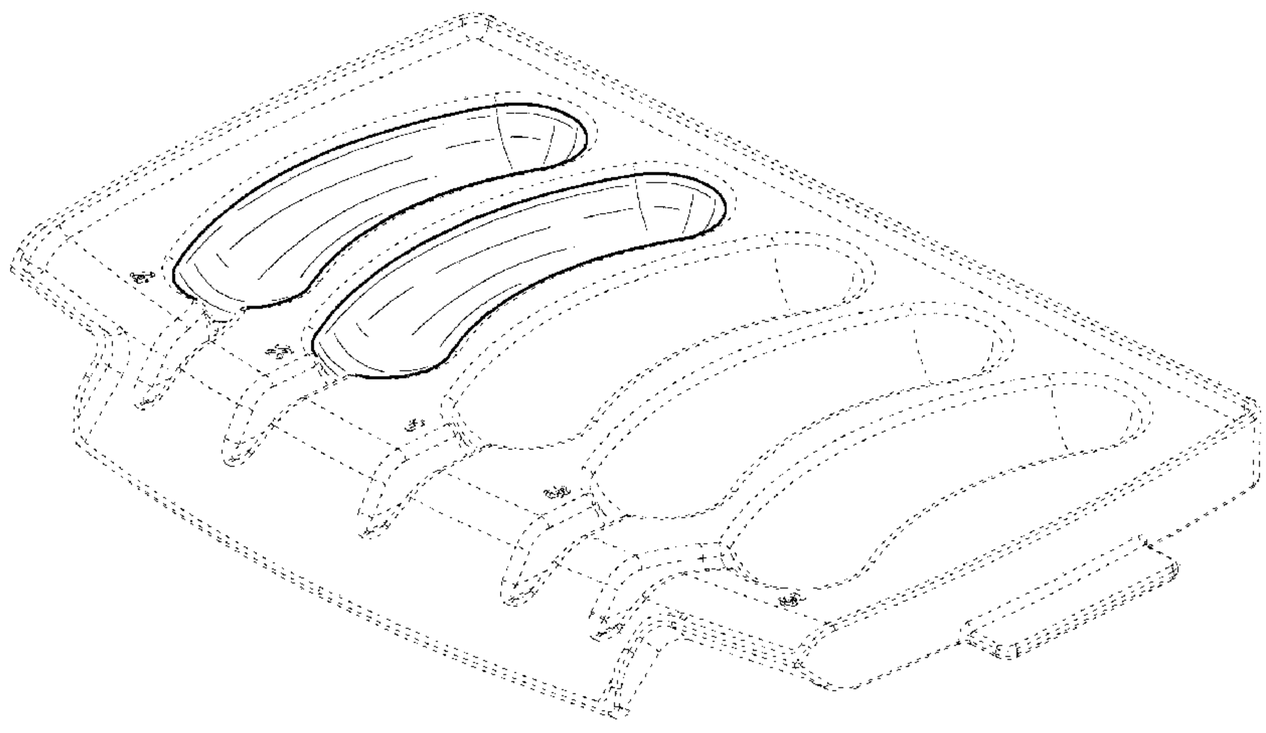

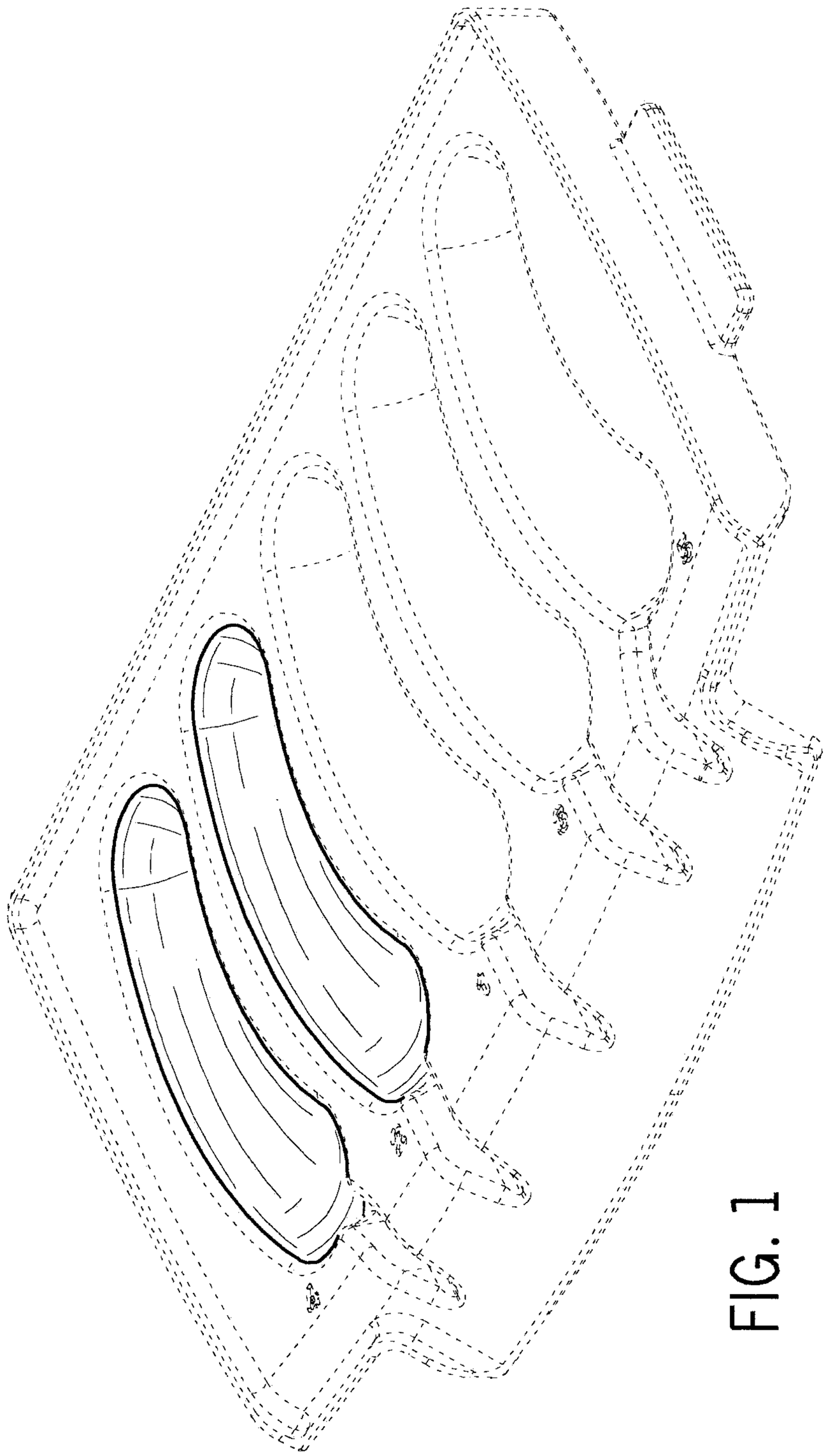

FIG. 1

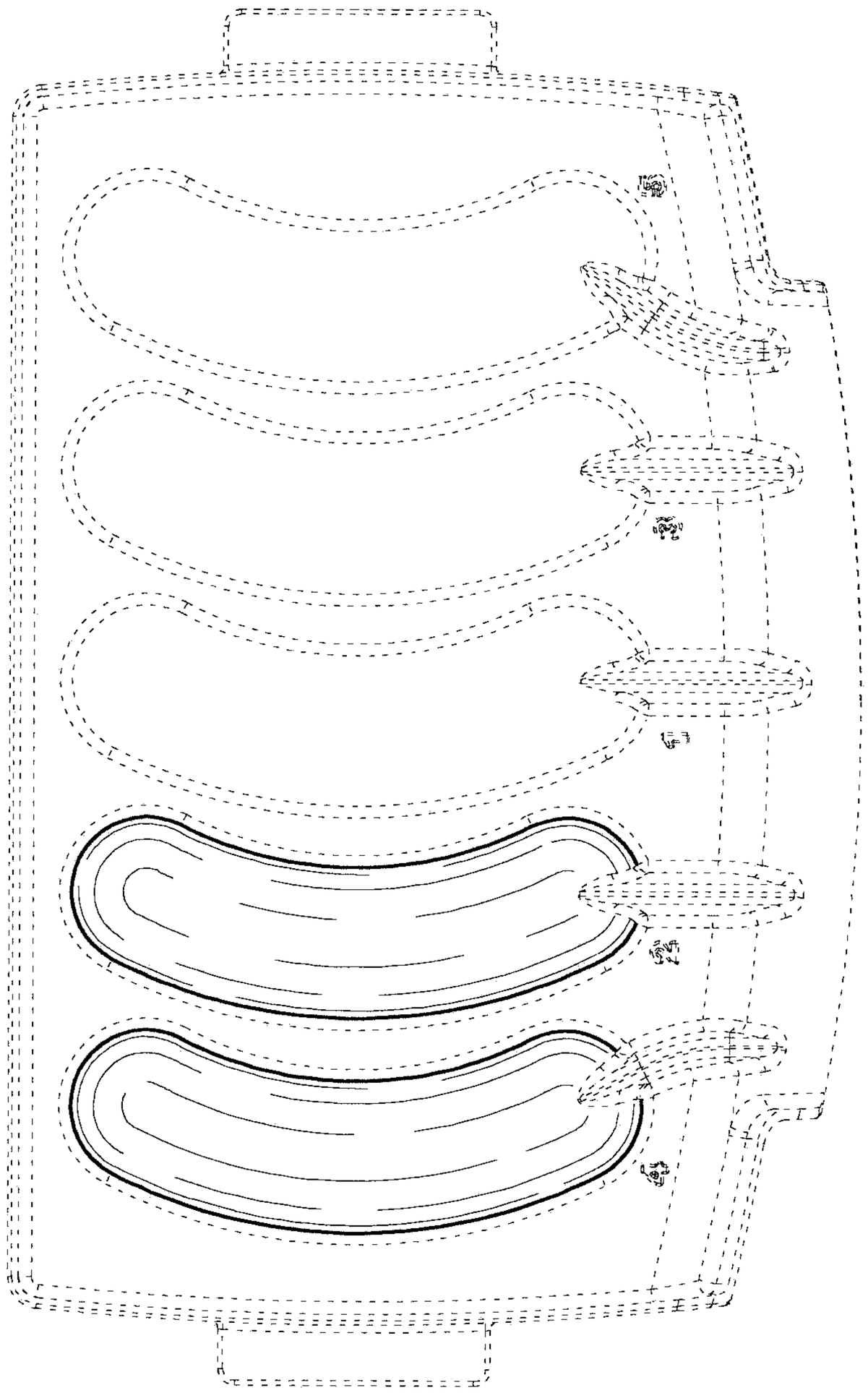

FIG. 2

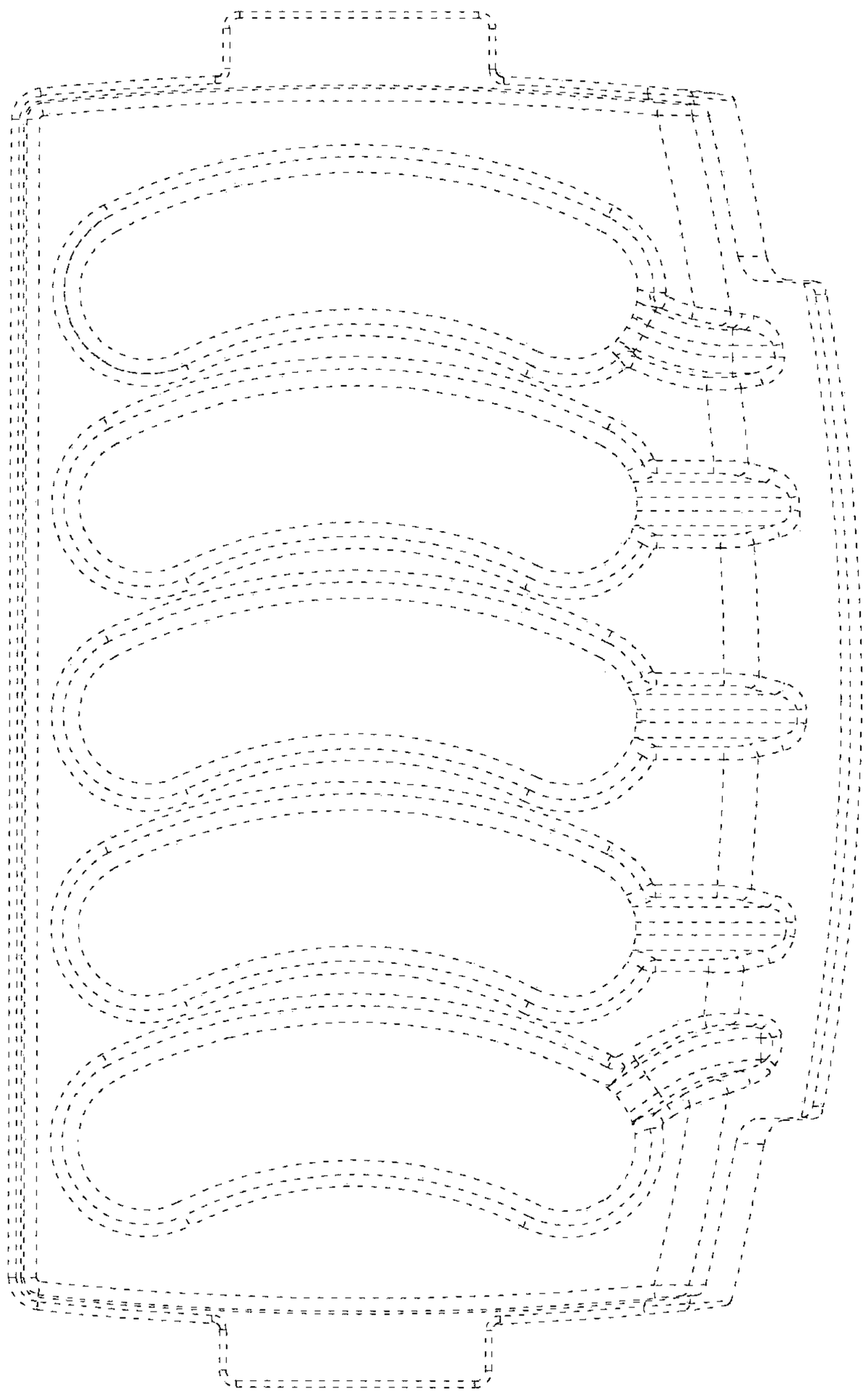

FIG. 3



FIG. 4



FIG. 5

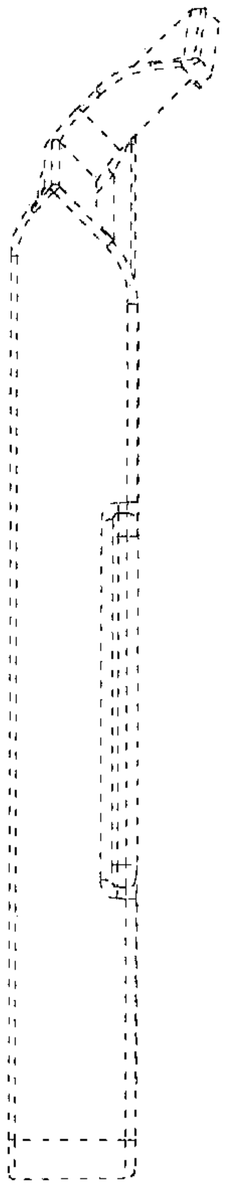

FIG. 6



FIG. 7