



US00D758120S

(12) **United States Design Patent**
Garman et al.

(10) **Patent No.:** **US D758,120 S**
(45) **Date of Patent:** **** Jun. 7, 2016**

- (54) **COFFEEMAKER**
- (71) Applicant: **Hamilton Beach Brands, Inc.**, Glen Allen, VA (US)
- (72) Inventors: **Michael Garman**, Moseley, VA (US); **David R Hawks**, Glen Allen, VA (US)
- (73) Assignee: **Hamilton Beach Brands, Inc.**, Glen Allen, VA (US)
- (**) Term: **14 Years**
- (21) Appl. No.: **29/518,783**
- (22) Filed: **Feb. 27, 2015**
- (51) **LOC (10) Cl.** **07-01**
- (52) **U.S. Cl.**
USPC **D7/309; D7/311; D7/306**
- (58) **Field of Classification Search**
USPC D7/306-311, 305, 300, 313, 399, 398, D7/397; 99/279, 284, 290, 280, 299, 307, 99/305, 295, 308, 309, 383, 304, 323.1, 99/395, 300, 306; 222/23, 129.1; 62/395; D20/1; D23/207, 209; D15/89; D13/162, 164
CPC A47J 31/44; A47J 31/00; A47J 31/407; B67D 1/0041; B67D 3/00
See application file for complete search history.

6,079,315 A	6/2000	Beaulium et al.	
D437,726 S *	2/2001	Hardt	D7/306
6,182,554 B1	2/2001	Beaulium et al.	
6,499,388 B2	12/2002	Schmed	
6,536,332 B2	3/2003	Schmed	
6,606,938 B2	8/2003	Taylor	
6,708,600 B2	3/2004	Winkler et al.	
D511,066 S *	11/2005	Garner	D7/309
7,097,074 B2	8/2006	Halliday et al.	
7,347,138 B2	3/2008	Bragg et al.	
7,469,628 B2	12/2008	Mandralis et al.	
7,513,192 B2	4/2009	Sullivan et al.	
D598,693 S *	8/2009	Kindler	D7/306
7,856,920 B2	12/2010	Schmed et al.	
D658,423 S *	5/2012	Curtis	D7/306
D692,713 S *	11/2013	Diehl	D7/306
D717,911 S *	11/2014	Moon	D23/207
D723,318 S *	3/2015	Andreesen	D7/306
D724,883 S *	3/2015	Lamb	D7/306
D732,329 S *	6/2015	Palermo	D7/306
D735,527 S *	8/2015	Palermo	D7/309
D739,677 S *	9/2015	Du	D7/309
D751,849 S *	3/2016	Dunham	D7/307

* cited by examiner

Primary Examiner — Marianne Pandozzi
(74) *Attorney, Agent, or Firm* — Alexander D. Raring

(57) **CLAIM**
The ornamental design for a coffeemaker, as shown and described.

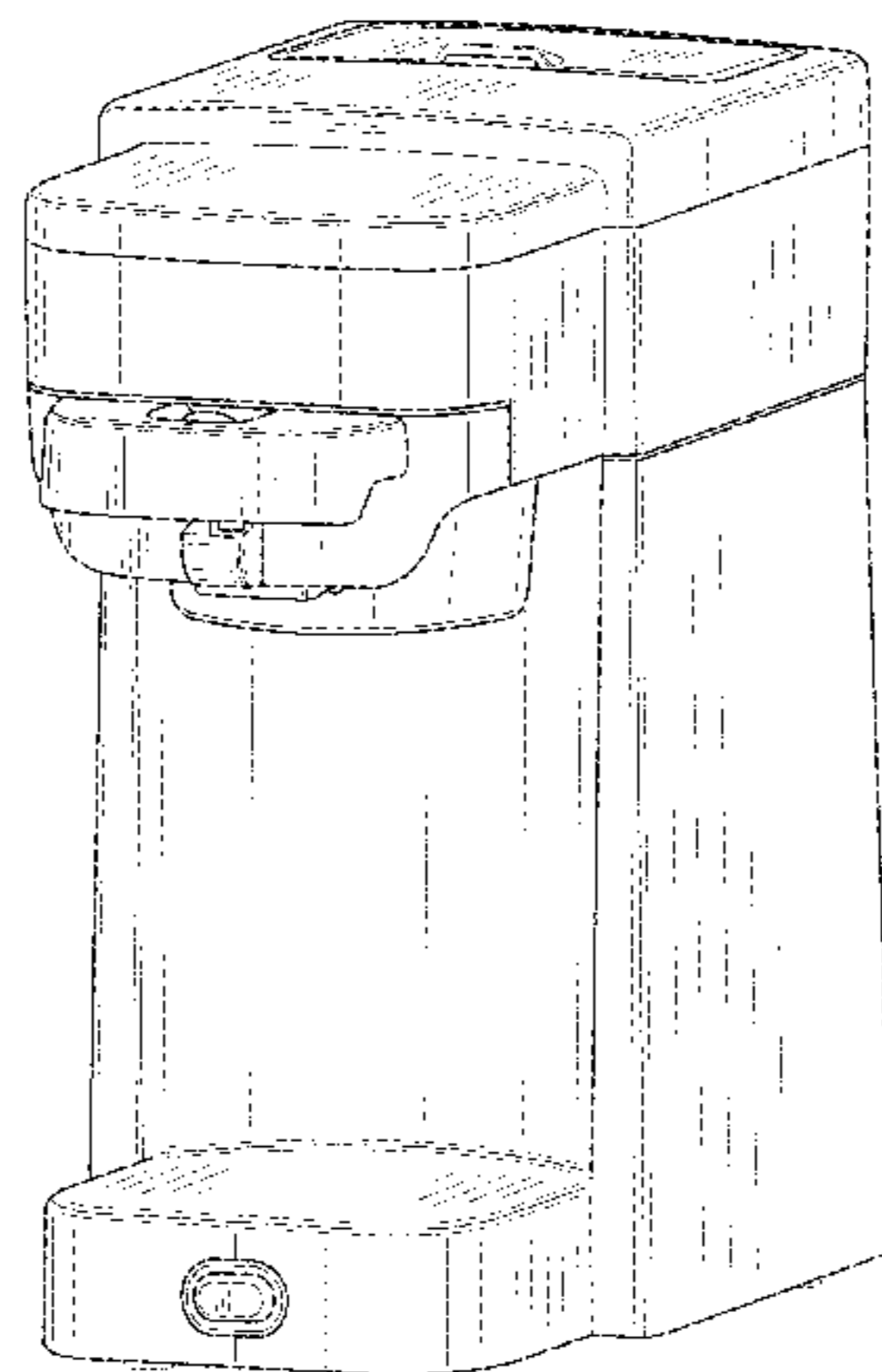
DESCRIPTION

FIG. 1 is a top front right perspective view of a coffeemaker showing our new design;
FIG. 2 is a front view thereof;
FIG. 3 is a rear view thereof;
FIG. 4 is a left side view thereof;
FIG. 5 is a right side view thereof;
FIG. 6 is a top view thereof; and,
FIG. 7 is a bottom view thereof.
The broken lines depict portions of the coffeemaker that form no part of the claimed design.

1 Claim, 7 Drawing Sheets

(56) **References Cited**
U.S. PATENT DOCUMENTS

3,260,190 A	7/1966	Levinson	
5,111,740 A	5/1992	Klein	
D328,995 S *	9/1992	Verheijen	D7/307
5,197,374 A	3/1993	Fond	
5,242,702 A	9/1993	Fond	
D344,206 S *	2/1994	Azpiri	D7/309
5,325,765 A	7/1994	Sylvan et al.	
D360,802 S *	8/1995	Seiffert	D7/309
5,460,078 A	10/1995	Weller et al.	
D366,180 S *	1/1996	Littmann	D7/309
5,490,448 A	2/1996	Weller et al.	



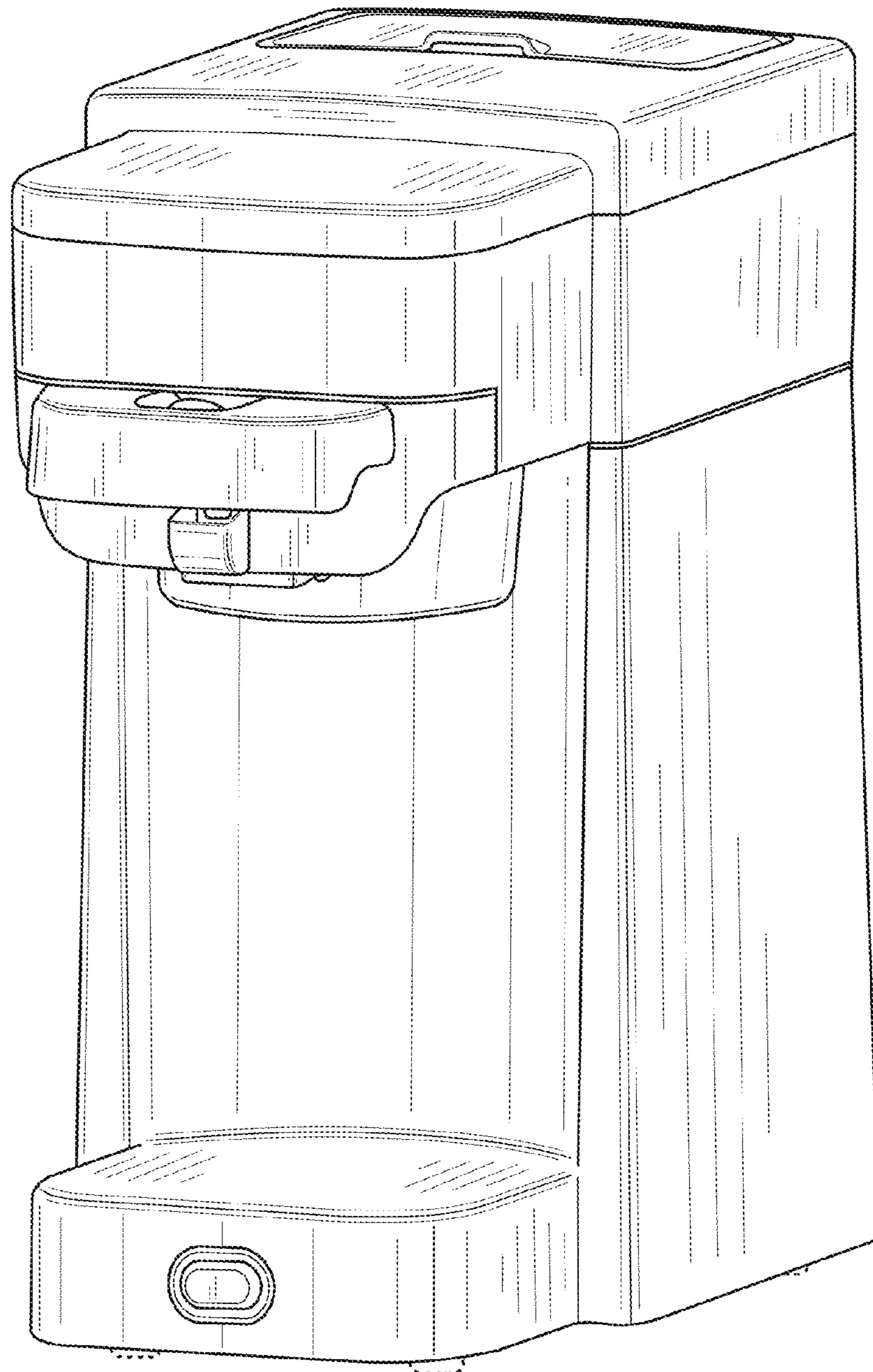


FIG. 1

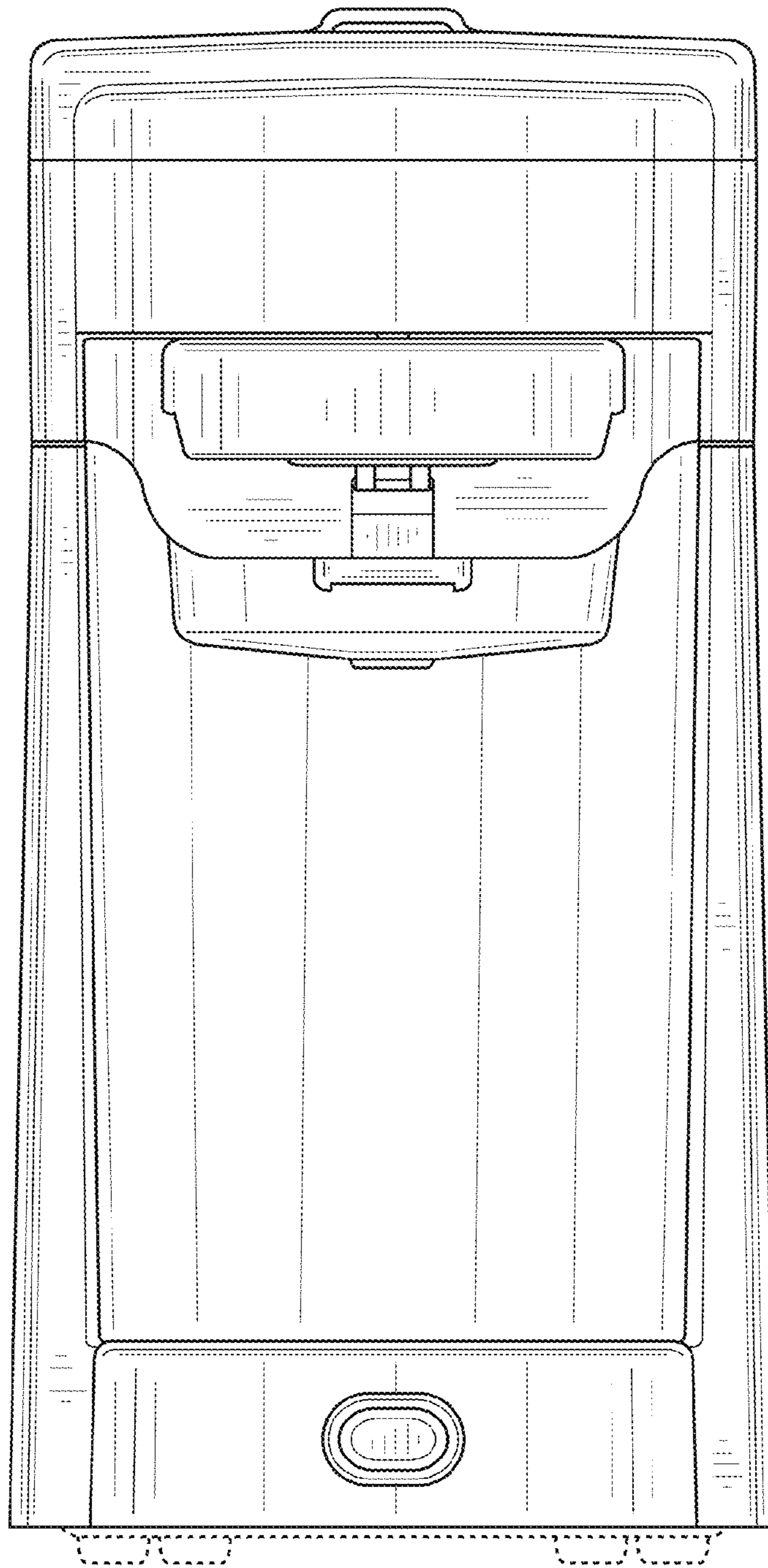


FIG. 2




FIG. 3

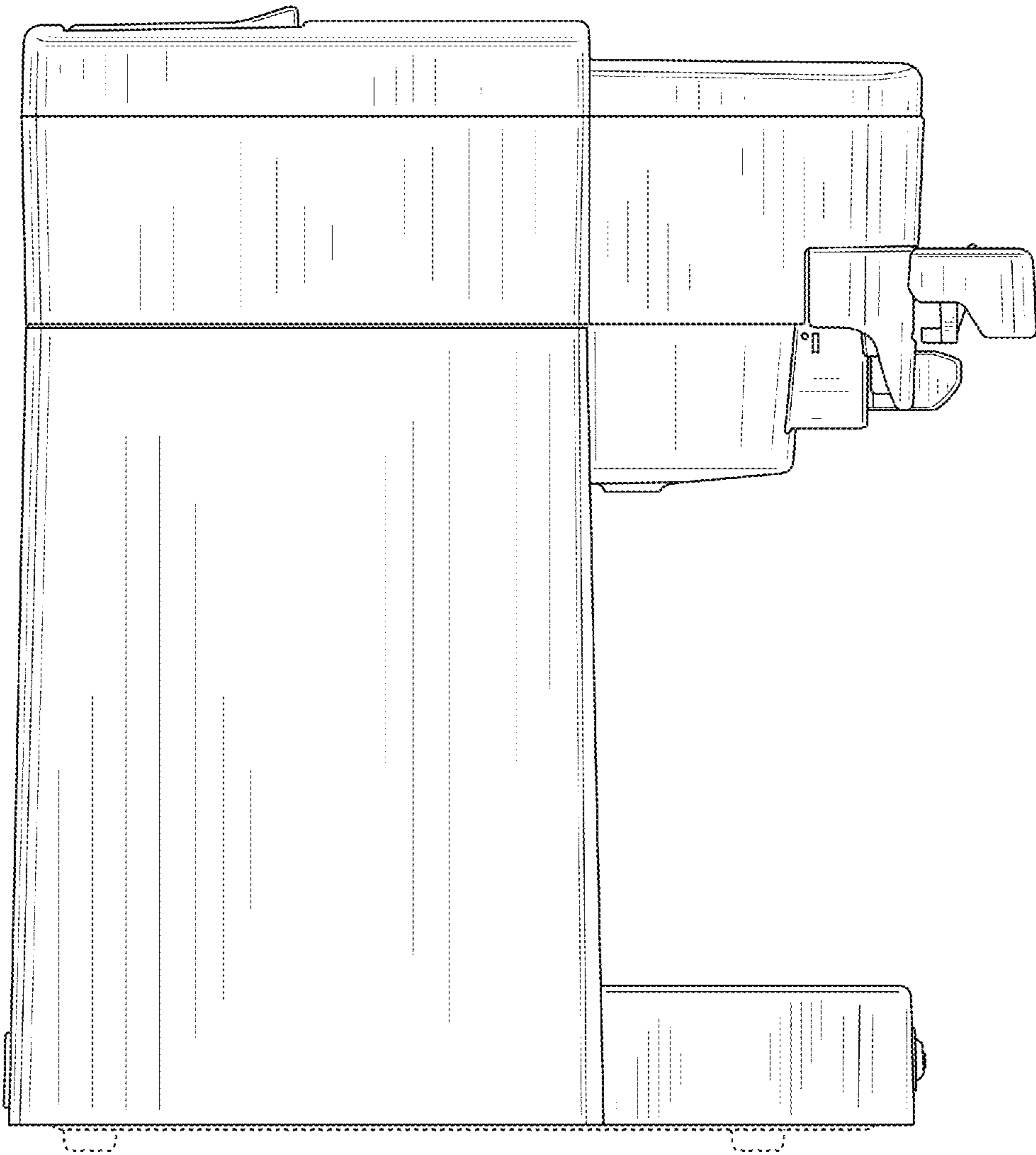


FIG. 4

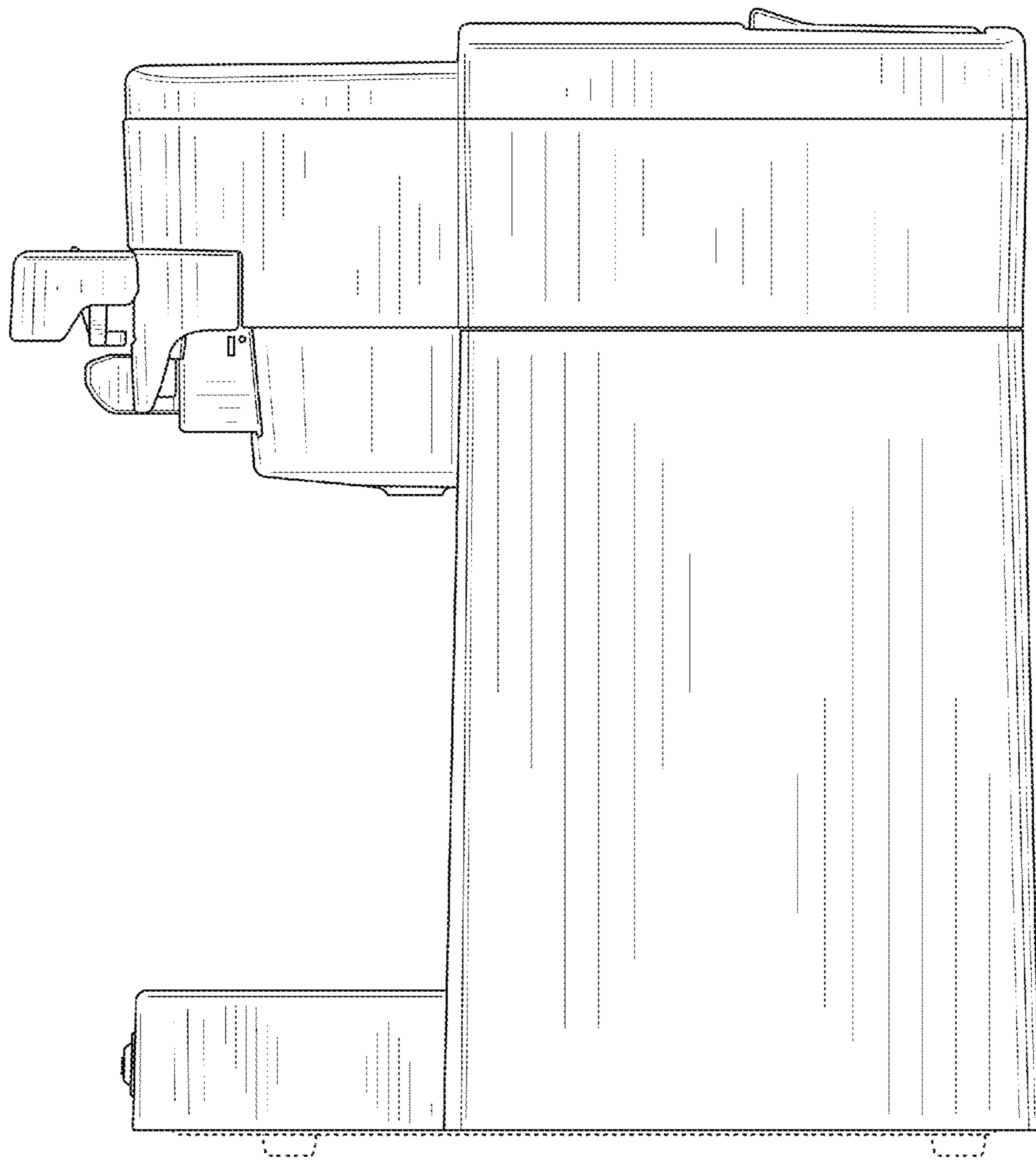


FIG. 5

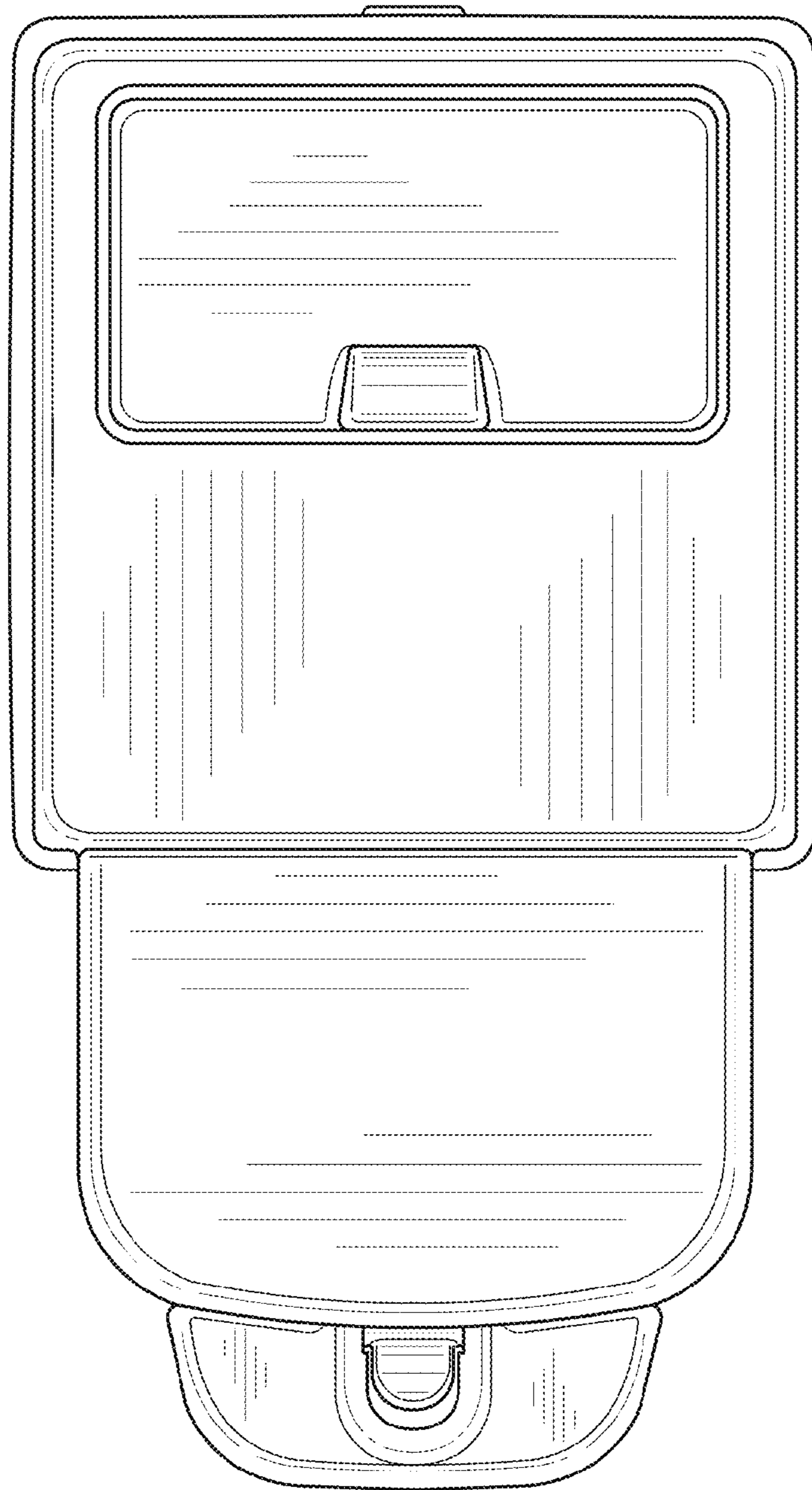


FIG. 6

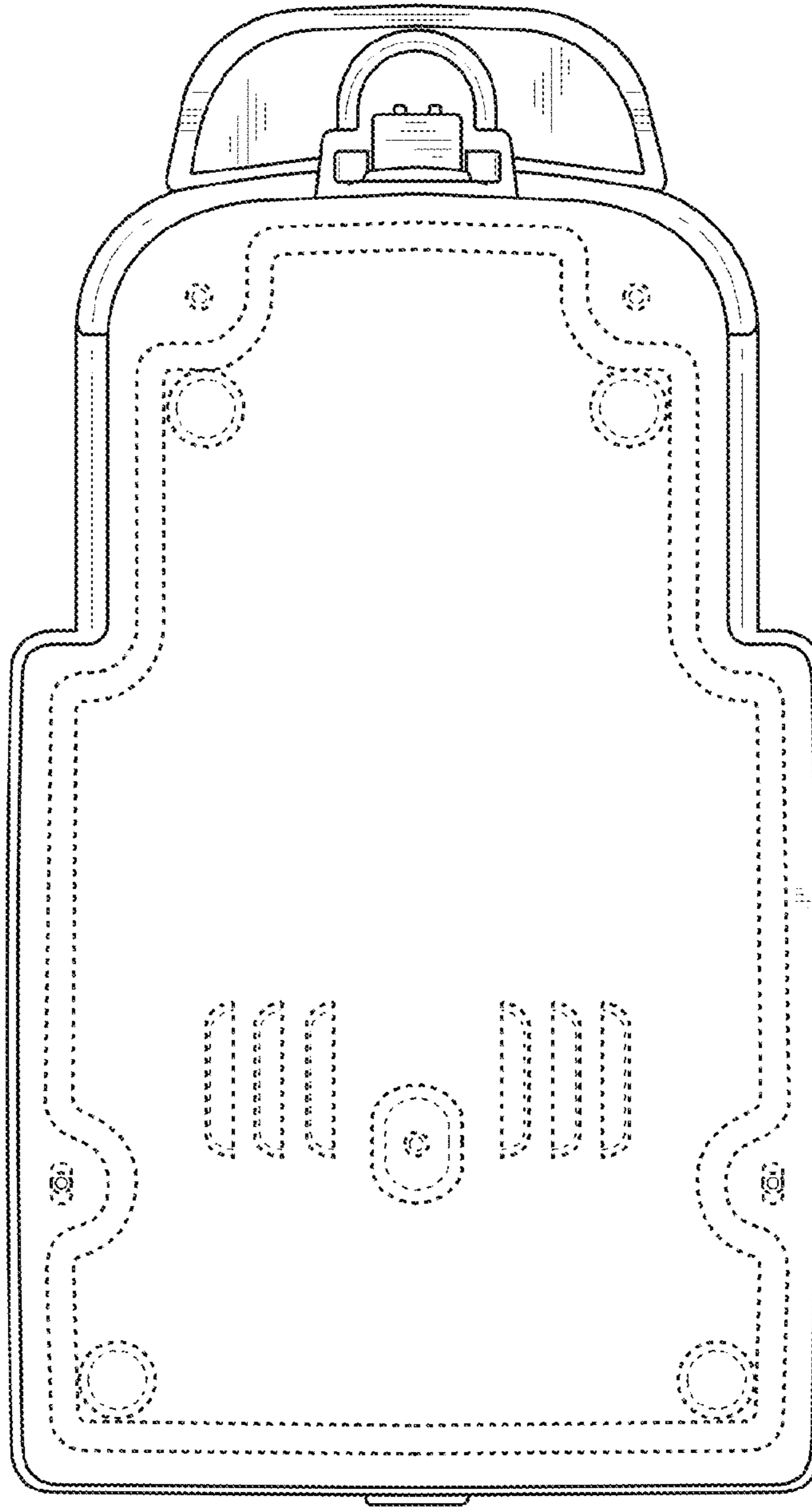


FIG. 7