



US00D758114S

(12) **United States Design Patent**
Bey et al.

(10) **Patent No.:** **US D758,114 S**
(45) **Date of Patent:** **** *Jun. 7, 2016**

- (54) **LOCKER DOOR**
- (71) Applicant: **Security People, Inc.**, Petaluma, CA (US)
- (72) Inventors: **Fadhly Bey**, San Francisco, CA (US);
Kelly Kodama, Walnut Creek, CA (US);
Julian Peck, San Rafael, CA (US); **Asil T. Gokcebay**, Petaluma, CA (US)
- (73) Assignee: **Security People, Inc.**, Petaluma, CA (US)
- (*) Notice: This patent is subject to a terminal disclaimer.

D346,960 S	5/1994	Bennett	
D351,829 S	10/1994	Maines	
D357,704 S *	4/1995	Wolff	D19/90
D365,482 S	12/1995	Larimore	
D381,839 S *	8/1997	Dorigo	D6/661
D394,959 S *	6/1998	Kwan	D6/314
6,082,581 A	7/2000	Anderson et al.	
D432,341 S	10/2000	Shimbo et al.	
6,155,410 A	12/2000	Davis	
D439,652 S	3/2001	Schonberger et al.	
D465,689 S	11/2002	Kondo	
D499,972 S	12/2004	van de Wiel et al.	
D518,673 S	4/2006	Millstein	
D528,297 S	9/2006	Feldmann et al.	
D529,087 S	9/2006	Dixon	
D531,075 S	10/2006	Vantine	
D557,546 S	12/2007	Gelardi et al.	

(Continued)

- (**) Term: **14 Years**
- (21) Appl. No.: **29/435,476**
- (22) Filed: **Oct. 24, 2012**

Primary Examiner — Kelley Donnelly
(74) *Attorney, Agent, or Firm* — Thomas M. Freiburger

Related U.S. Application Data

- (63) Continuation-in-part of application No. 29/387,935, filed on Mar. 21, 2011, now Pat. No. Des. 672,585.
- (51) **LOC (10) Cl.** **06-06**
- (52) **U.S. Cl.**
USPC **D6/703**
- (58) **Field of Classification Search**
USPC D6/407, 626–635, 332, 432–434,
D6/509–511, 533–559, 703; D3/273–275;
D19/75–77; 206/232, 307.1, 308.1,
206/308.3, 309–313; 312/9.57, 9.48, 9.55,
312/9.64, 9.47
CPC A47B 43/003; A47B 46/005
See application file for complete search history.

(57) **CLAIM**

The ornamental design for a locker door, substantially as shown and described.

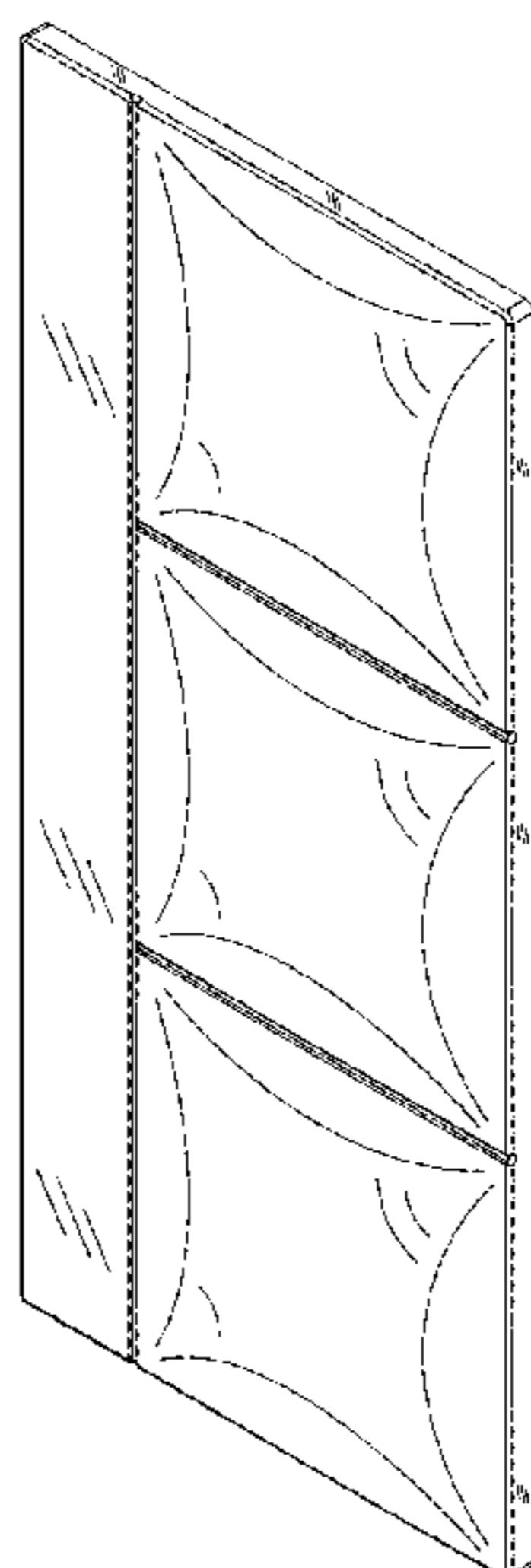
DESCRIPTION

FIG. 1 is a front perspective view of a first embodiment of a locker door according to my new design;
 FIG. 2 is a top plan view thereof, the bottom view being a mirror image;
 FIG. 3 is a rear elevation view thereof;
 FIG. 4 is a left side edge view thereof;
 FIG. 5 is a right side edge view thereof;
 FIG. 6 is a front perspective view of a second embodiment of a locker door according to my design;
 FIG. 7 is a top plan view thereof, the bottom view being a mirror image;
 FIG. 8 is a rear elevation view thereof;
 FIG. 9 is a left side edge view thereof; and,
 FIG. 10 is a right side edge view thereof.

(56) **References Cited**
U.S. PATENT DOCUMENTS

- D222,819 S 1/1972 Del Como
- D271,168 S * 11/1983 Antonczyk D6/300

1 Claim, 2 Drawing Sheets



(56)

References Cited

U.S. PATENT DOCUMENTS

D558,503 S 1/2008 Hurley
D584,552 S * 1/2009 Brinson et al. D6/559
D600,964 S 9/2009 Elia et al.
D620,976 S 8/2010 Dietrich
D626,769 S 11/2010 Rogers
D635,380 S 4/2011 Kim
D637,648 S 5/2011 Ringl

D648,970 S 11/2011 Zealer
D656,768 S 4/2012 Zealer
D656,770 S 4/2012 Zealer
D661,519 S 6/2012 James et al.
D665,215 S 8/2012 Zealer
D665,216 S 8/2012 Zealer
D665,217 S 8/2012 Zealer
D704,957 S * 5/2014 Dimitrakos D6/559
D725,657 S * 3/2015 Glasgow D14/400
D726,190 S * 4/2015 Lee et al. D14/440

* cited by examiner




Fig. 2

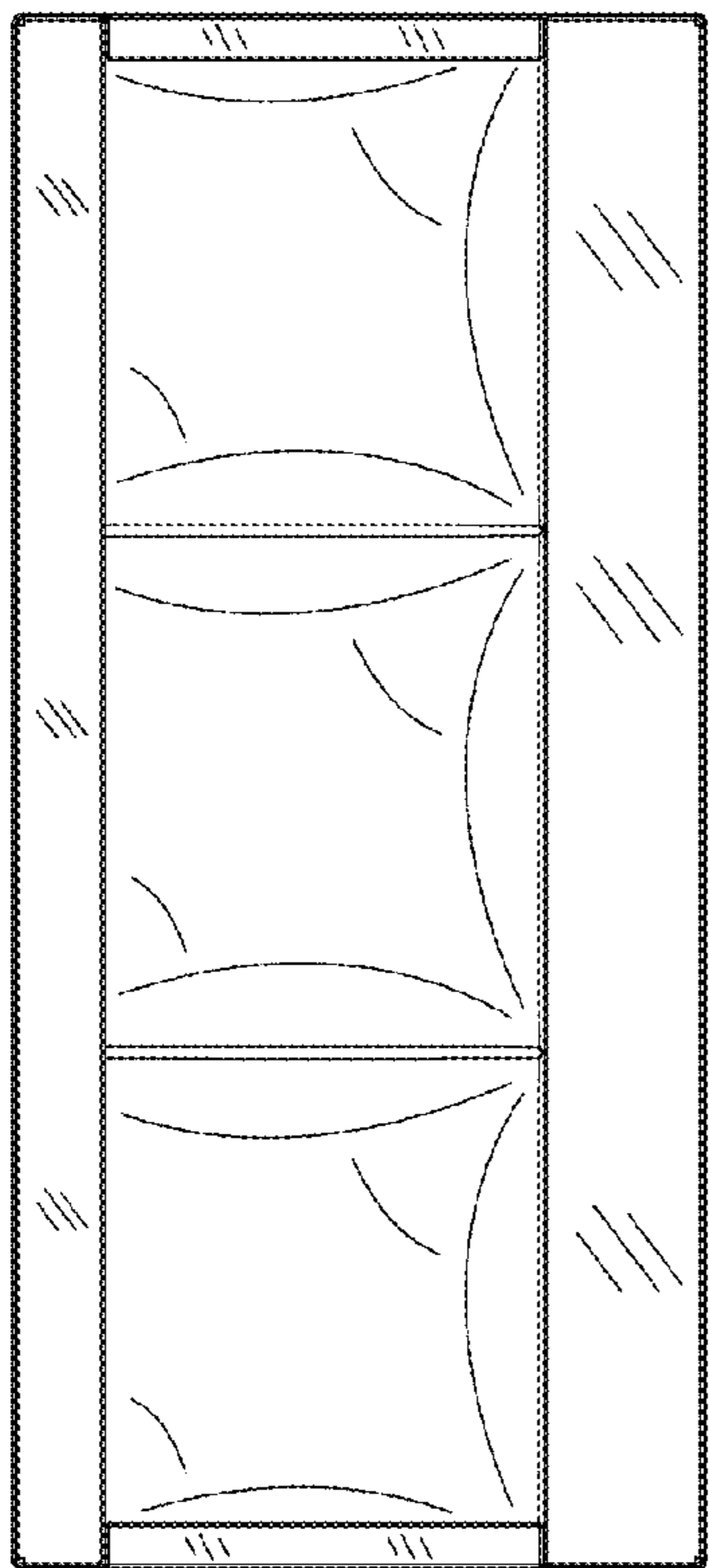


Fig. 3

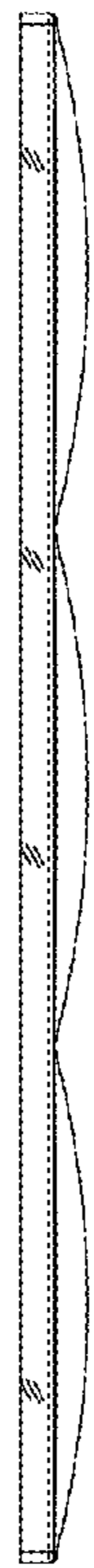


Fig. 4




Fig. 5

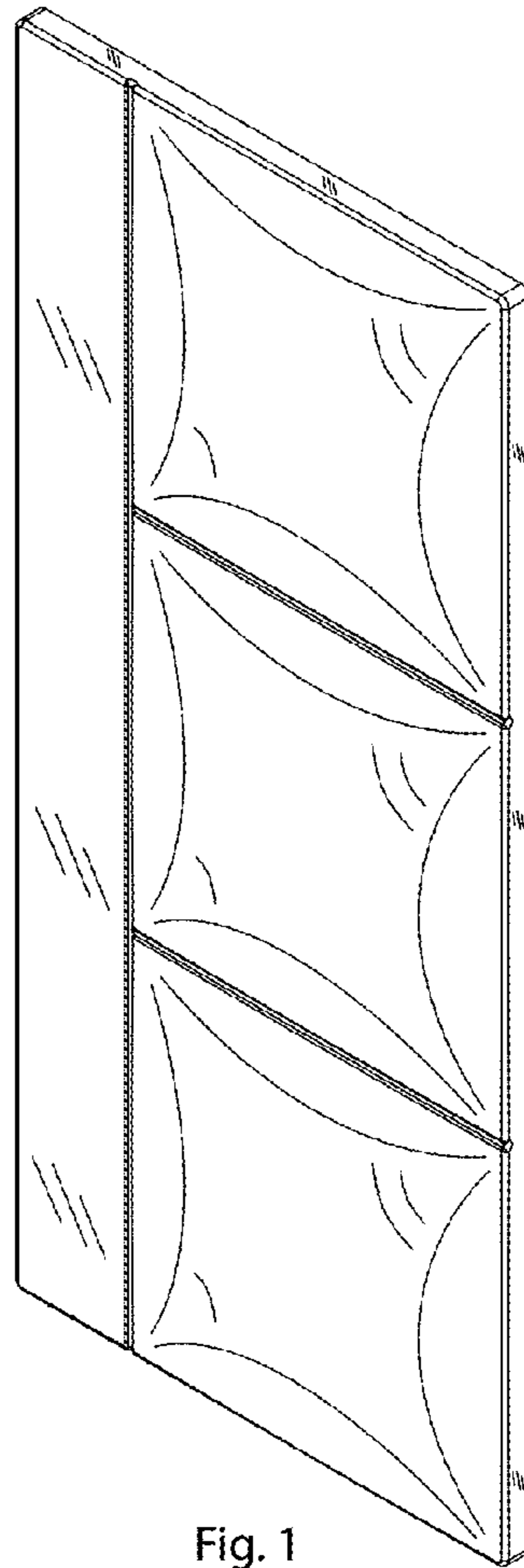


Fig. 1




Fig. 7

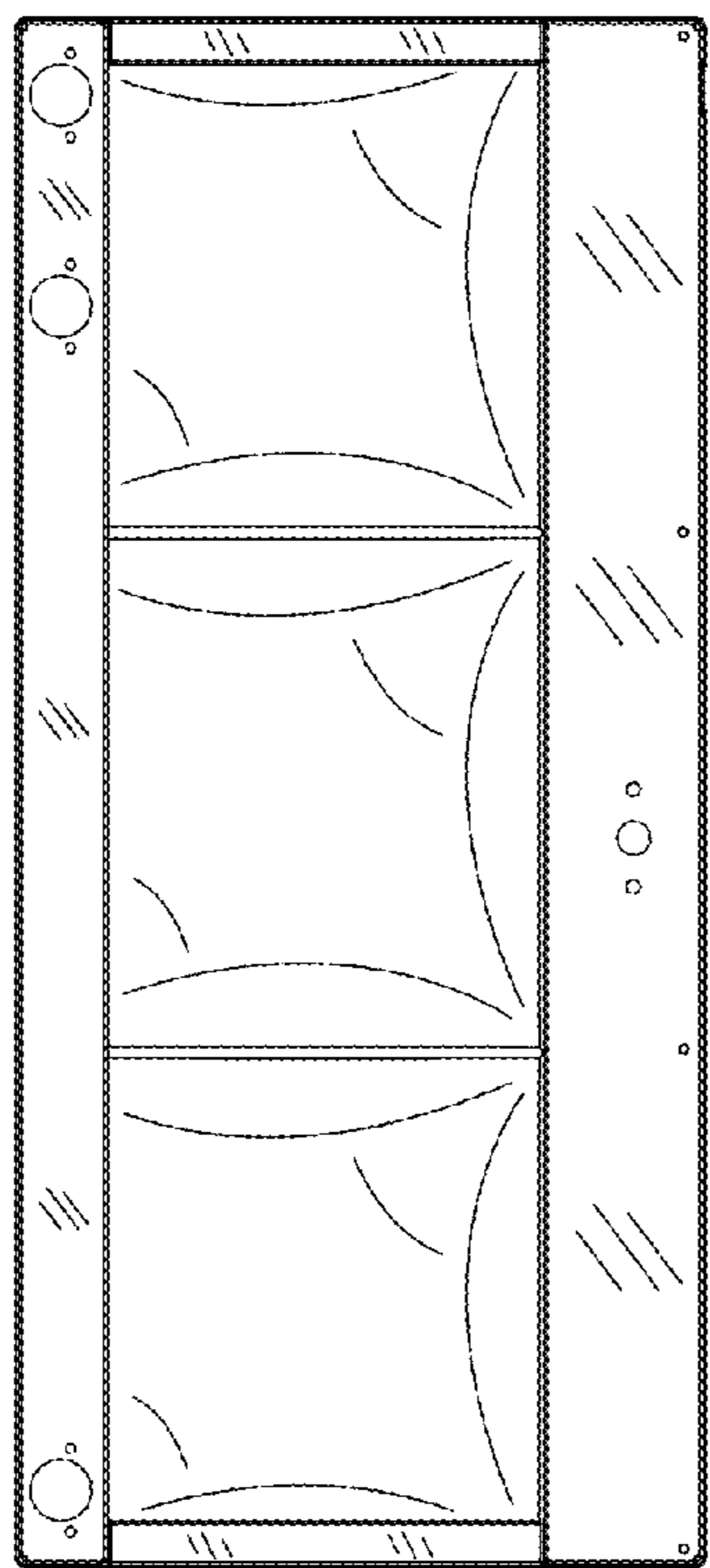


Fig. 8




Fig. 9




Fig. 10

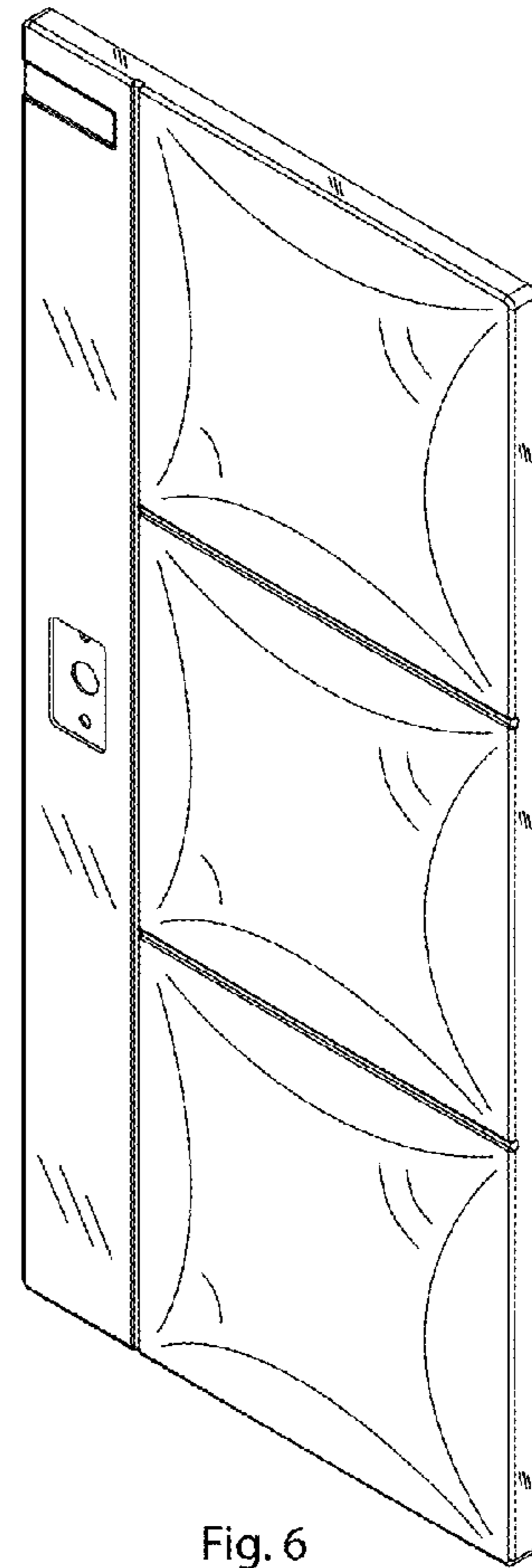


Fig. 6