



US00D758104S

(12) **United States Design Patent**
Hu et al.

(10) **Patent No.:** **US D758,104 S**
(45) **Date of Patent:** **** Jun. 7, 2016**

- (54) **HAPPY LEARNING CASE**
- (71) Applicants: **Jing Yun Hu**, Beijing (CN); **Zhuo Ma**, Beijing (CN)
- (72) Inventors: **Jing Yun Hu**, Beijing (CN); **Zhuo Ma**, Beijing (CN)
- (**) Term: **14 Years**
- (21) Appl. No.: **29/517,042**
- (22) Filed: **Feb. 9, 2015**
- (51) **LOC (10) Cl.** **06-04**
- (52) **U.S. Cl.**
USPC **D6/662.1**
- (58) **Field of Classification Search**
USPC D6/657, 662, 662.1, 672, 675.3, 671, D6/671.1, 671.2
CPC A47F 5/00; A47F 7/14; A47F 7/144; A47F 7/145; A47F 7/146; A47F 5/0846; A47F 17/04; A47F 45/00; A47F 87/00
See application file for complete search history.

D160,360 S *	10/1950	Bjoro	D6/662.1
D176,418 S *	12/1955	Huntington	D6/662.1
3,270,891 A *	9/1966	Briggs	A47F 5/00 312/278
D220,149 S *	3/1971	Leath	D6/662.1
3,892,450 A *	7/1975	Kolster	A47F 7/144 211/55
D395,563 S *	6/1998	Hamilton, III	D6/675.3
7,775,379 B2 *	8/2010	Hodge	A47F 5/0846 211/55
9,009,997 B1 *	4/2015	Kemp	A47F 7/145 211/55

* cited by examiner

Primary Examiner — Mimoso De

(74) *Attorney, Agent, or Firm* — Ming Chow; Sinorica, LLC

(57) **CLAIM**

The ornamental design for a happy learning case, as shown and described.

DESCRIPTION

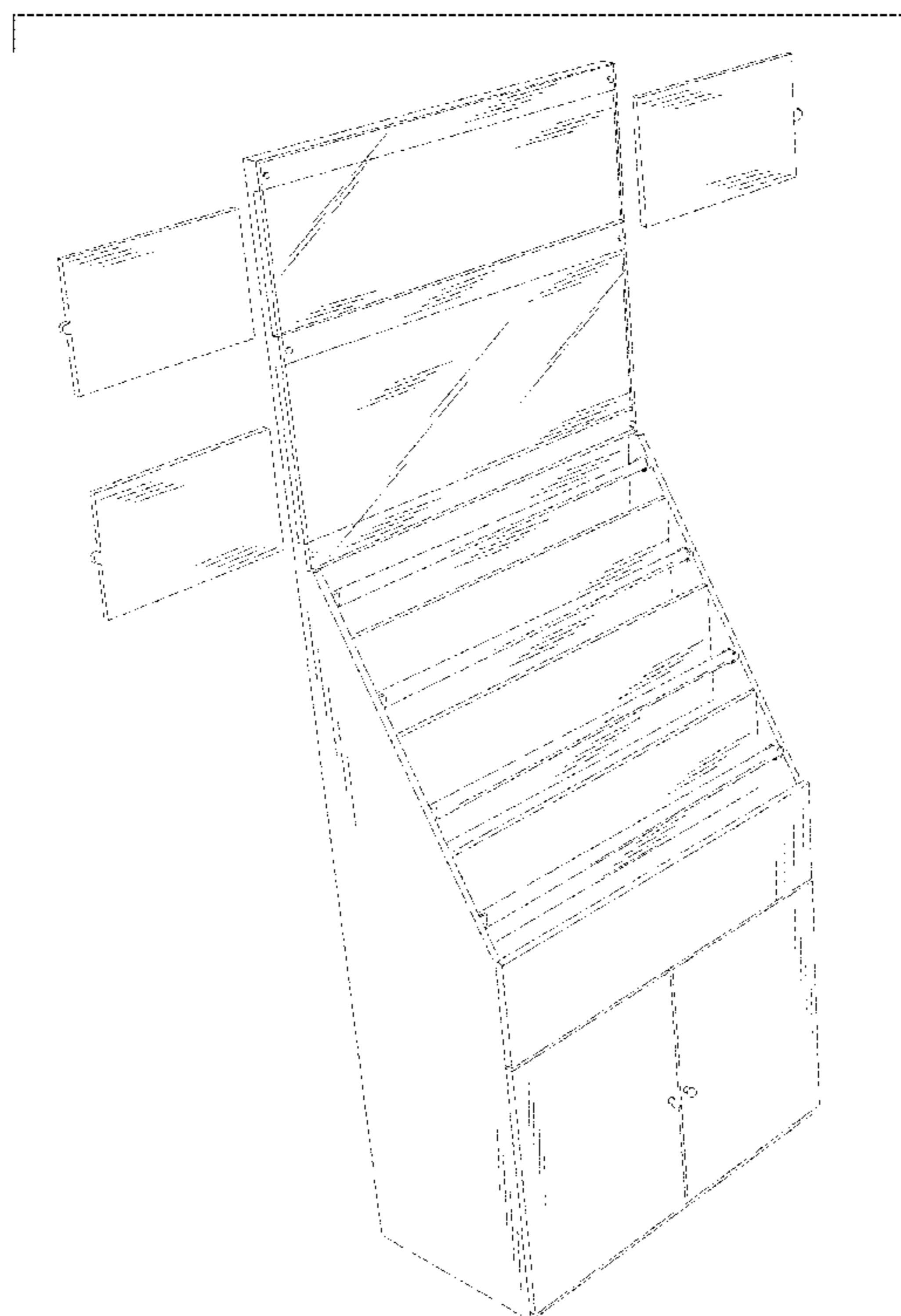
FIG. 1 is a left side elevational view of a happy learning case; FIG. 2 is a right side elevational view thereof; FIG. 3 is a top plan view thereof; FIG. 4 is a bottom plan view thereof; FIG. 5 is a front elevational view thereof; FIG. 6 is a rear elevational view thereof; FIG. 7 is a perspective view thereof, with three (3) display boards being inserted in the shelves; and, FIG. 8 is a perspective view thereof, with the three (3) display boards being pulled out.

1 Claim, 8 Drawing Sheets

(56) **References Cited**

U.S. PATENT DOCUMENTS

1,820,275 A *	8/1931	Kelley	A47F 7/144 211/184
D93,641 S *	10/1934	Straayer	D6/662.1
D135,336 S *	3/1943	Grossberg	D6/662.1
D147,385 S *	8/1947	Stone	D20/15



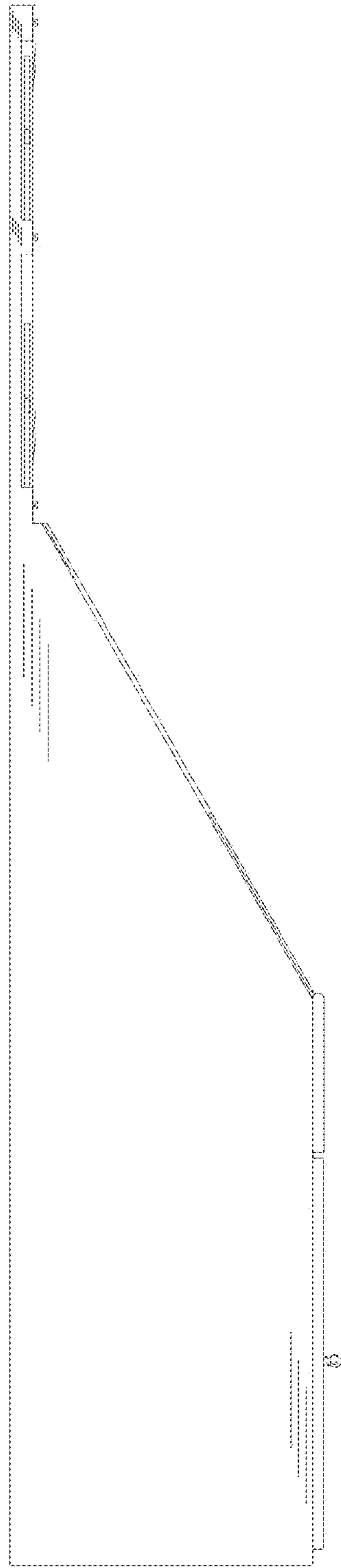


FIG. 1




FIG. 2




FIG. 3




FIG. 4




FIG. 5



FIG. 6

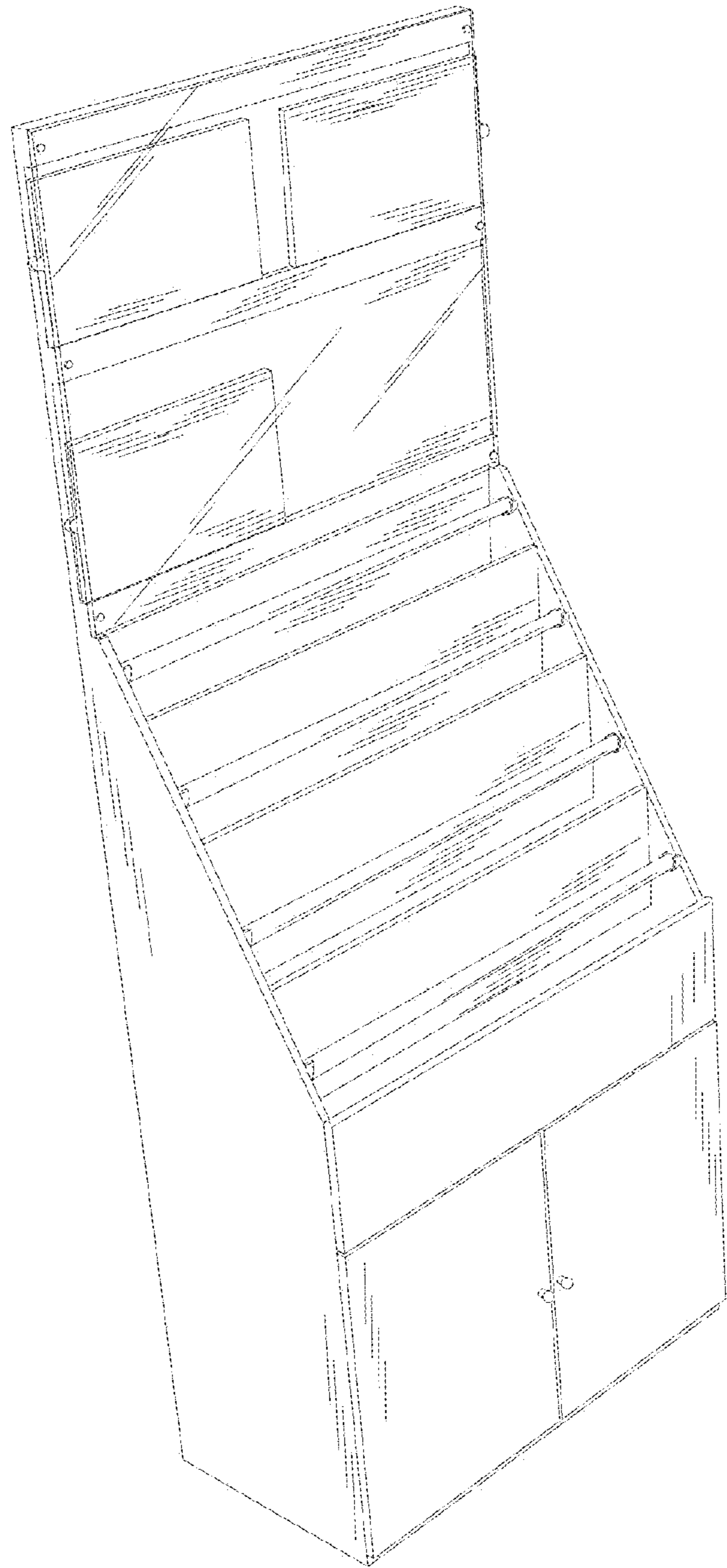


FIG. 7

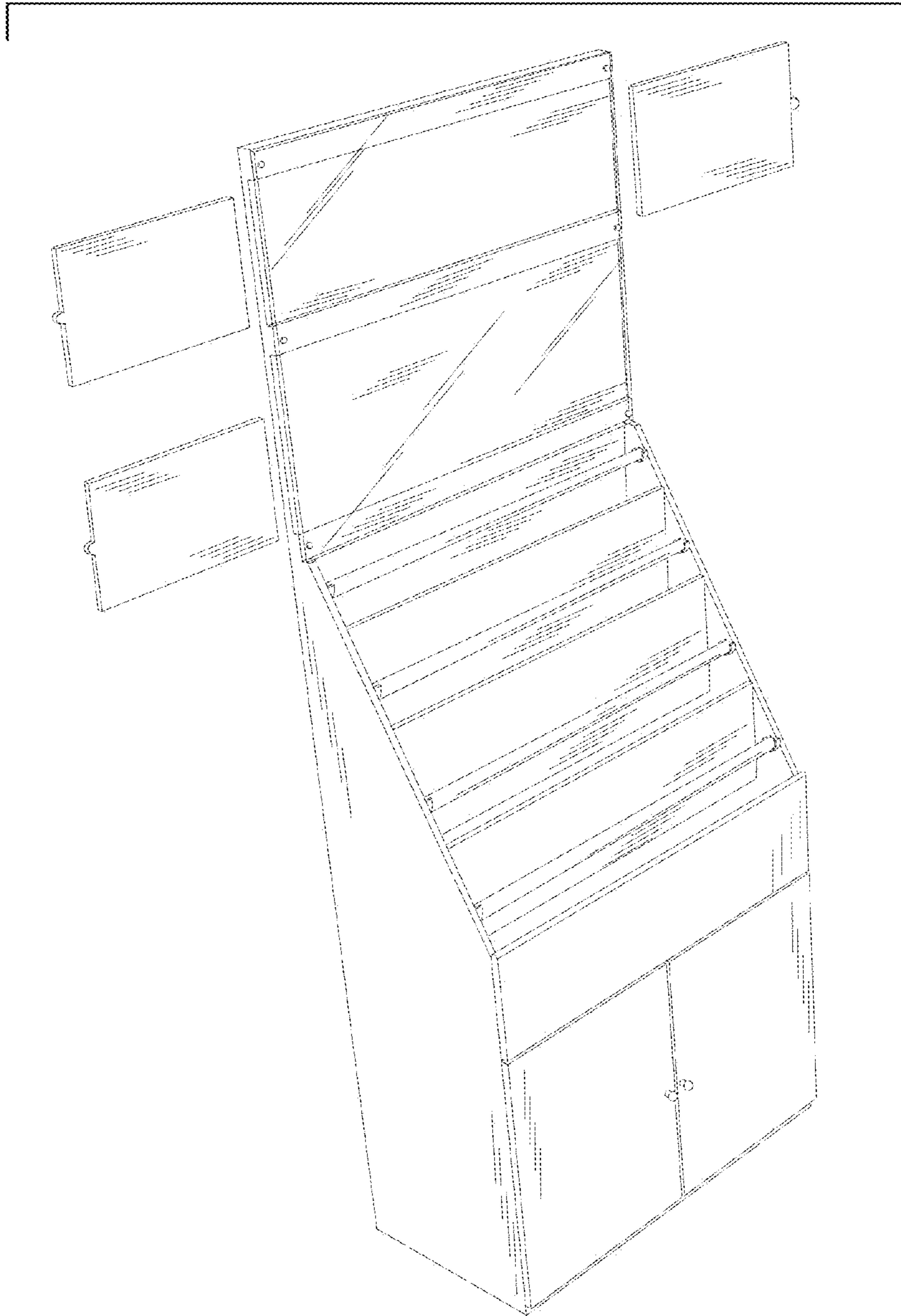


FIG. 8