



US00D758093S

(12) **United States Design Patent**  
**Papp et al.**

(10) **Patent No.:** **US D758,093 S**  
(45) **Date of Patent:** **\*\* Jun. 7, 2016**

- (54) **PAPER ROLL HOLDER**
- (71) Applicants: **Zsolt Papp**, Miami, FL (US); **Gergely Lorant**, Takoma Park, MD (US)
- (72) Inventors: **Zsolt Papp**, Miami, FL (US); **Gergely Lorant**, Takoma Park, MD (US)
- (73) Assignee: **LOOKROLLS, LLC**, Fort Lauderdale, FL (US)
- (\*\*) Term: **14 Years**
- (21) Appl. No.: **29/492,084**
- (22) Filed: **May 28, 2014**
- (51) **LOC (10) Cl.** ..... **06-02**
- (52) **U.S. Cl.**  
USPC ..... **D6/520**
- (58) **Field of Classification Search**  
USPC ..... D6/512, 515, 518-523  
CPC ..... A47K 10/3836; A47K 10/38; A47K 2010/3863; A47K 2010/3253; A47K 10/36; A47K 10/40; A47K 10/22; A47K 10/32; A47K 10/34; A47K 10/3687; A47K 10/3827; A47K 10/3818; A47K 10/405; A47K 2010/3246; A47K 2010/326; A47F 5/0823; A47F 5/0861; A47F 5/0006; A47F 5/0807; A47F 7/0028; A47F 5/0869; A47F 7/00; A47F 7/163; A47F 5/01; A47F 5/0815; A47F 5/0838; A47F 5/103; A47F 7/065; A47F 1/128; A47F 5/0018; A47F 5/04  
See application file for complete search history.

- D341,080 S \* 11/1993 Heinrich ..... D24/130
- 6,988,691 B1 \* 1/2006 Lai ..... A47K 10/38  
242/594
- D532,229 S \* 11/2006 Hoernig ..... D6/523
- D609,039 S \* 2/2010 Serfaty ..... D6/518

**OTHER PUBLICATIONS**

[https://www.behance.net/gallery/17684683/DSIGNED-TOILET-PAPER-HOLDER-\(OWL-PANDA\).](https://www.behance.net/gallery/17684683/DSIGNED-TOILET-PAPER-HOLDER-(OWL-PANDA).)\*

\* cited by examiner

*Primary Examiner* — Daniel Bui

*Assistant Examiner* — Khawaja Anwar

(74) *Attorney, Agent, or Firm* — Peter A. Koziol; Assouline & Berlowe, P.A.

(57) **CLAIM**

The ornamental design for a paper roll holder, as shown and described.

**DESCRIPTION**

FIG. 1 is a front view of a First Embodiment of a paper roll holder, showing our new design;  
 FIG. 2 is a front perspective view thereof;  
 FIG. 3 is a side view thereof;  
 FIG. 4 is a front view of a Second Embodiment of a paper roll holder, showing our new design;  
 FIG. 5 is a front perspective view thereof;  
 FIG. 6 is a side view thereof;  
 FIG. 7 is a front view of a Third Embodiment of a paper roll holder, showing our new design;  
 FIG. 8 is a front perspective view thereof; and,  
 FIG. 9 is a side view thereof.

The broken lines in the drawings form environmental structure that form no part of the paper roll holder design to be patented.



The broken lines in the drawing views represents unclaimed environment only and forms no part of the claimed design.

**1 Claim, 3 Drawing Sheets**

(56) **References Cited**

**U.S. PATENT DOCUMENTS**

- D205,184 S \* 7/1966 Johnson ..... D21/304
- D306,810 S \* 3/1990 Michaud ..... D6/520
- D331,855 S \* 12/1992 Kaplan ..... D6/512






FIG. 1

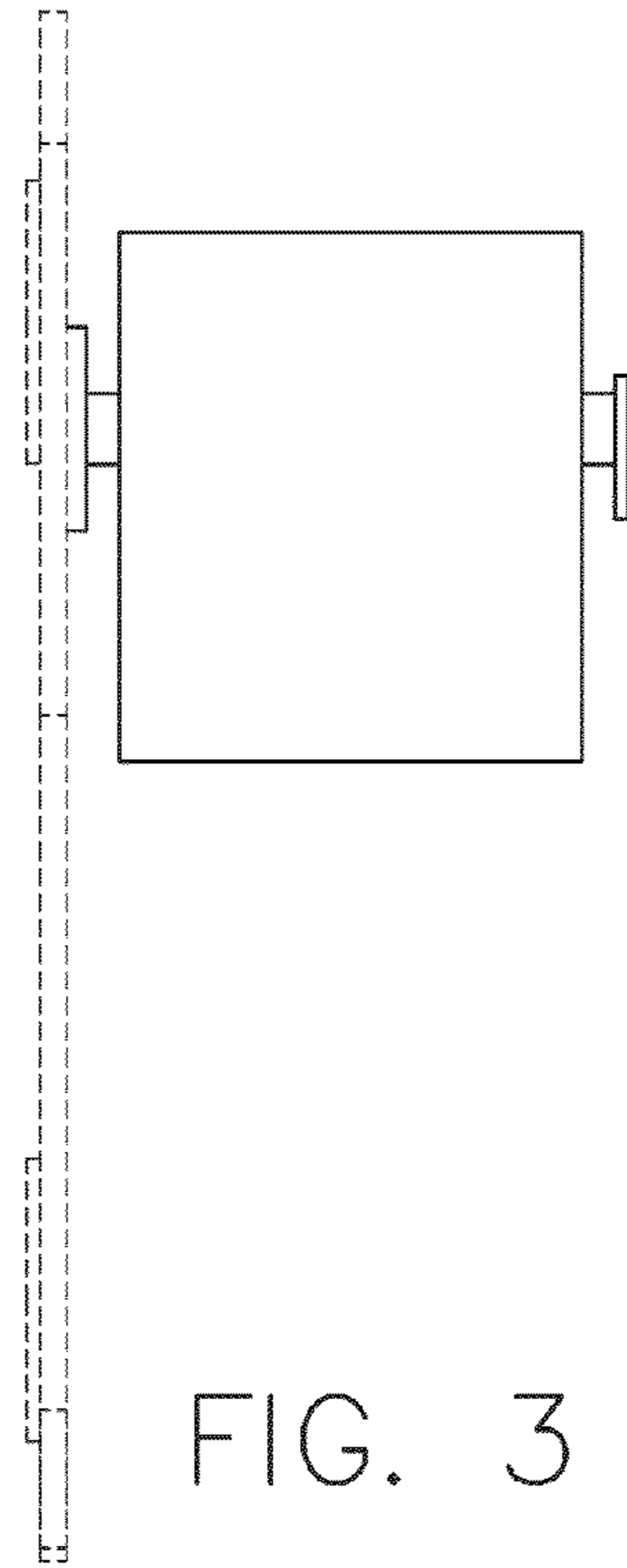


FIG. 3




FIG. 2




FIG. 4

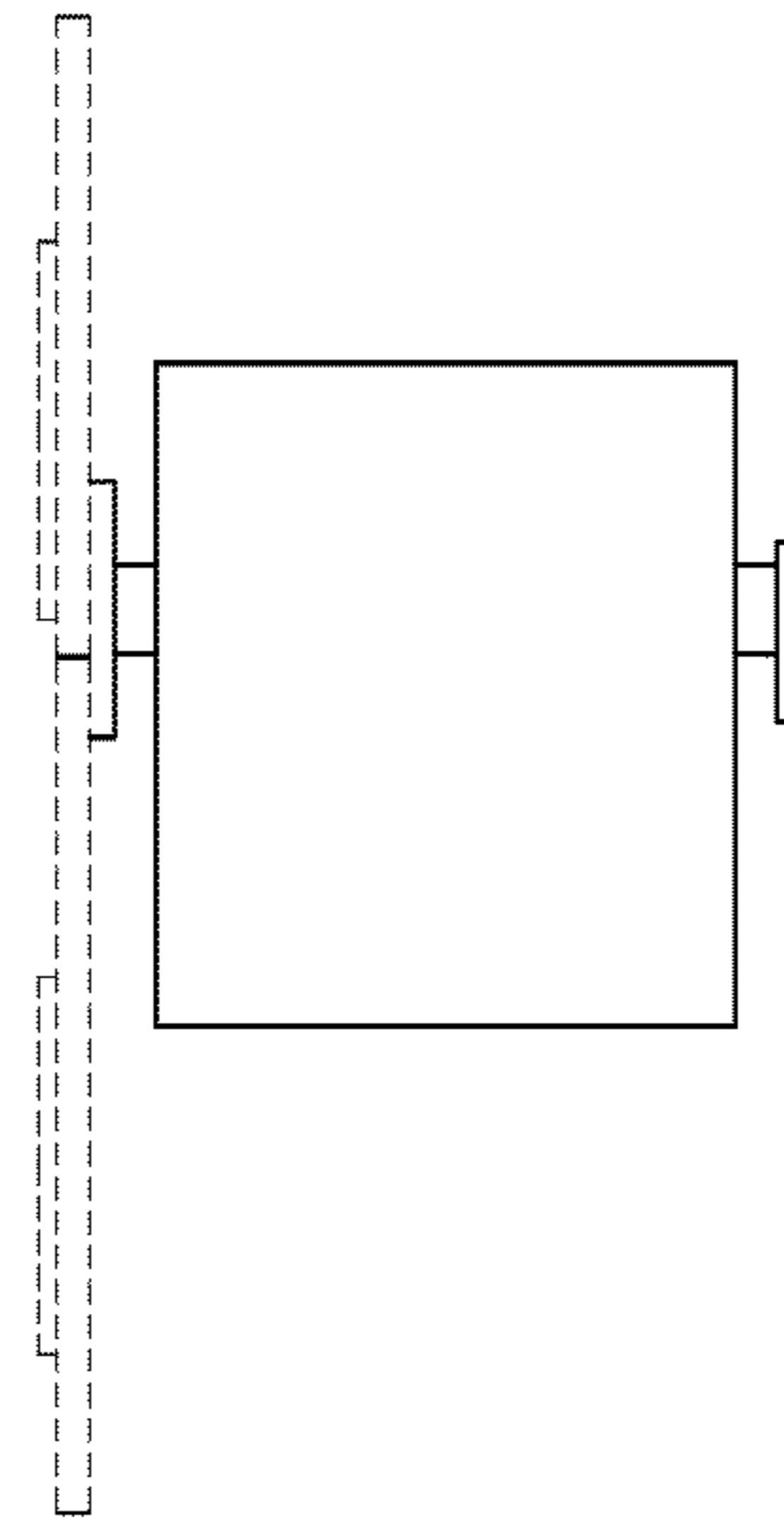


FIG. 6




FIG. 5

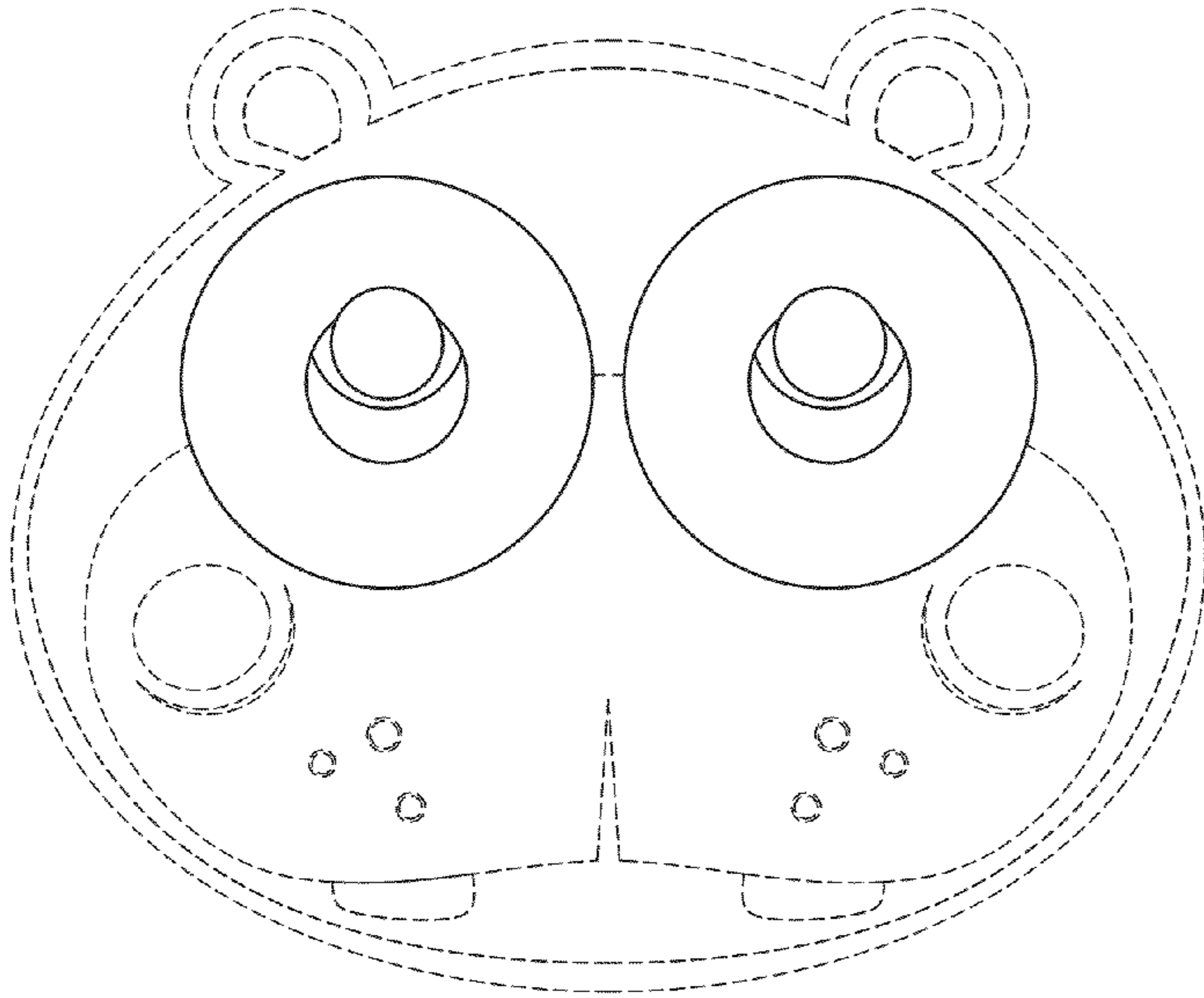


FIG. 7

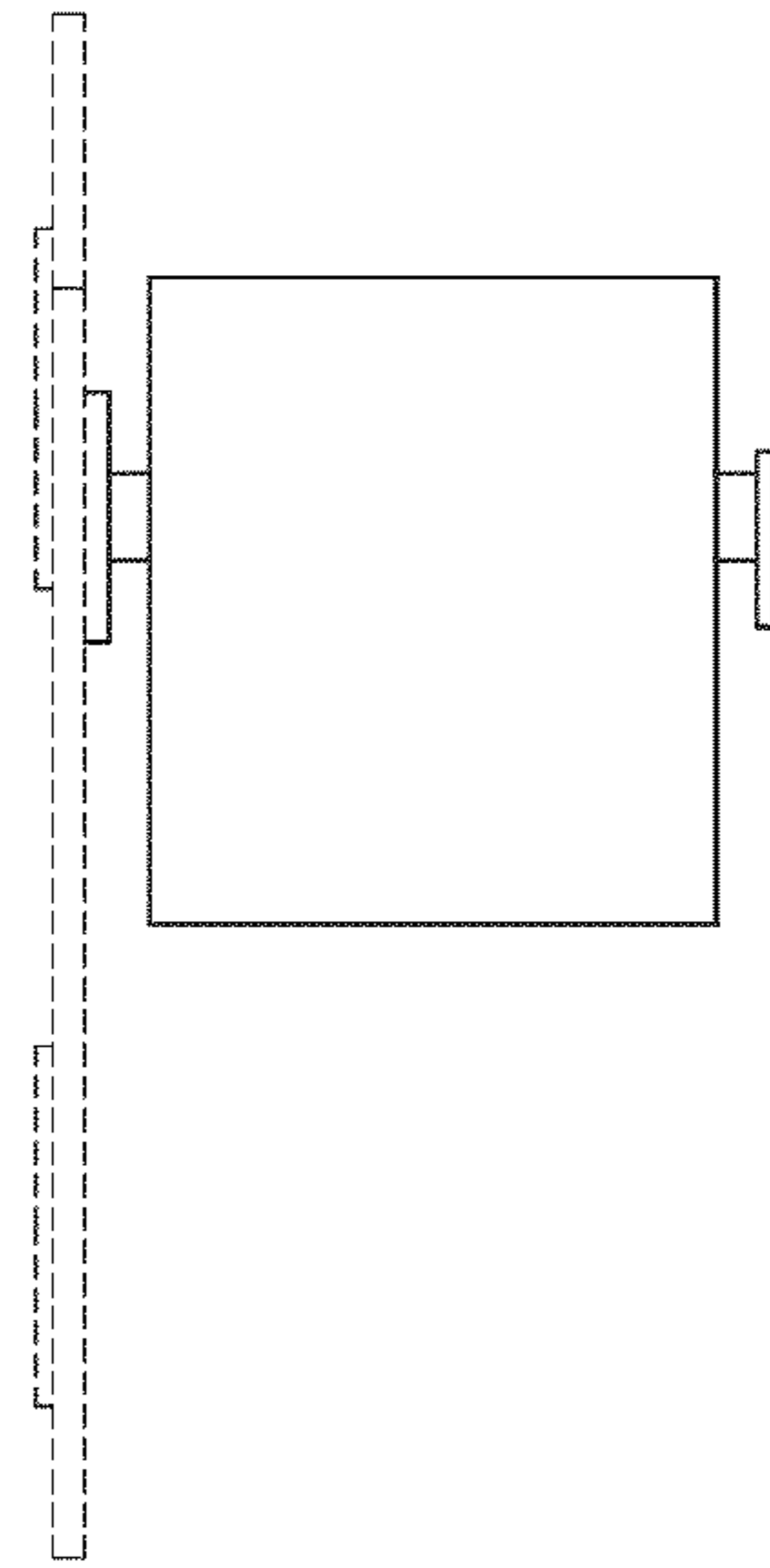


FIG. 9

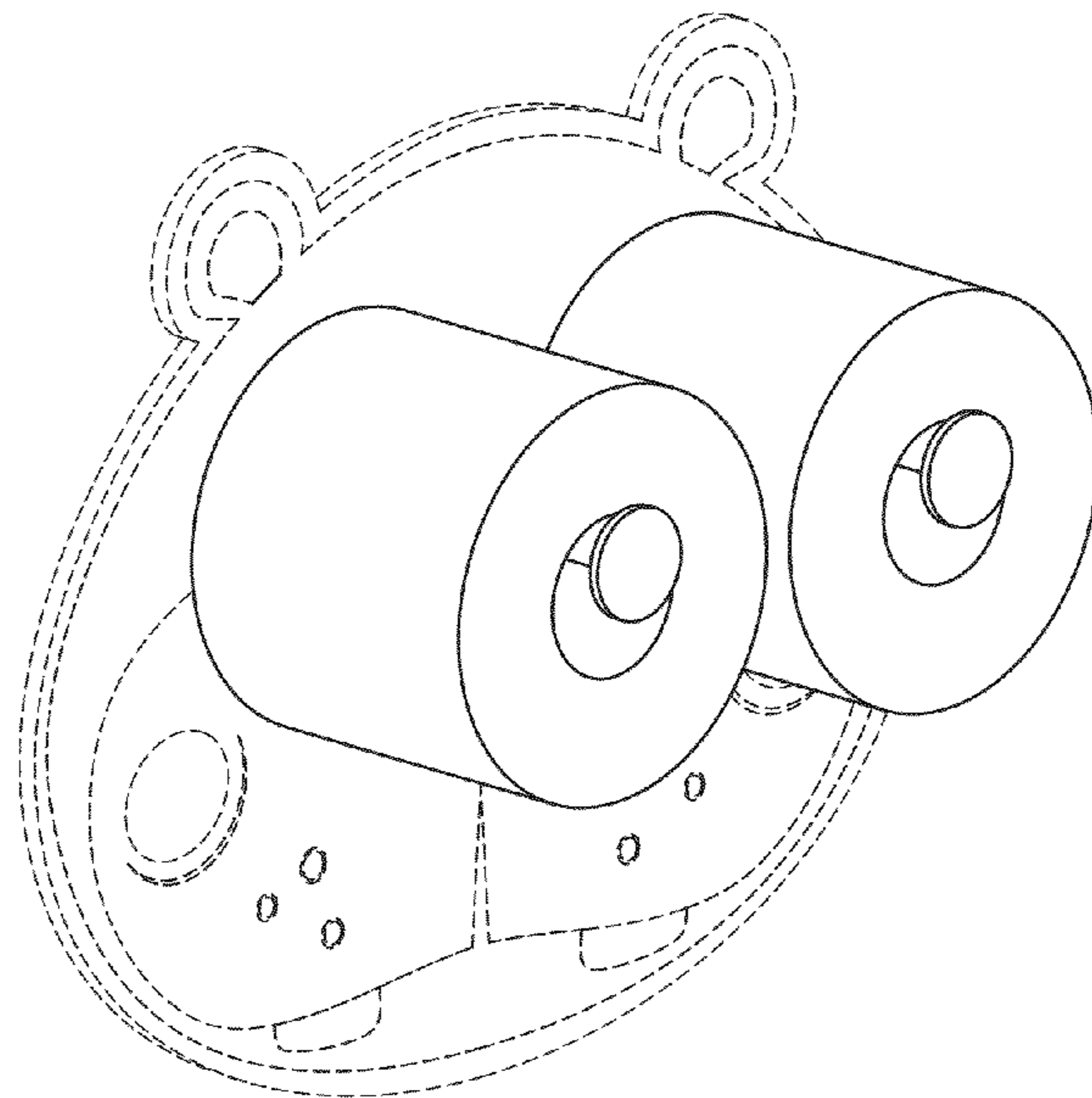


FIG. 8