



US00D758092S

(12) **United States Design Patent**  
**Cohen**

(10) **Patent No.:** **US D758,092 S**  
(45) **Date of Patent:** **\*\* Jun. 7, 2016**

(54) **ROUND SPINNING CLOSET ORGANIZER**

(71) Applicant: **Samuel V. Cohen**, Brooklyn, NY (US)

(72) Inventor: **Samuel V. Cohen**, Brooklyn, NY (US)

(73) Assignee: **Mystic Apparel LLC**, New York, NY (US)

(\*\*) Term: **14 Years**

(21) Appl. No.: **29/511,564**

(22) Filed: **Dec. 11, 2014**

(51) **LOC (10) Cl.** ..... **06-06**

(52) **U.S. Cl.**  
USPC ..... **D6/514**

(58) **Field of Classification Search**  
USPC ..... D6/514, 512-513, 524-525, 552-553, D6/567-570, 315, 317-320, 323, 326; D3/201, 203.1, 205, 903, 278; 206/730, 214, 575, 579, 581, 38, 6.1, 206/278-279, 287-289, 291; 211/13.1, 10, 211/85.2, 85.3, 85.7, 35, 41.12, 70.6, 86.01, 211/87.01, 113; 248/300, 304, 309.1, 317  
CPC ..... A45C 2003/002; A45C 3/004; A45C 7/0077; A45C 7/0095; A45C 9/00; A47F 5/08; A47F 7/19; A47F 5/0006; A47F 5/0025; A47F 7/146

See application file for complete search history.

(56) **References Cited**

U.S. PATENT DOCUMENTS

1,908,797	A *	5/1933	Svalland .....	A47B 49/004
				190/9
5,628,413	A *	5/1997	Lu .....	A47F 5/02
				211/13.1
D429,091	S *	8/2000	Chen .....	D6/514
D540,583	S *	4/2007	Greiner .....	D6/514
D681,335	S *	5/2013	Sabounjian .....	D3/313
D725,399	S *	3/2015	Wang .....	D6/514

\* cited by examiner

*Primary Examiner* — Wan Laymon

*Assistant Examiner* — Mark Booker

(74) *Attorney, Agent, or Firm* — Andrew S. Langsam; Pryor Cashman LLP

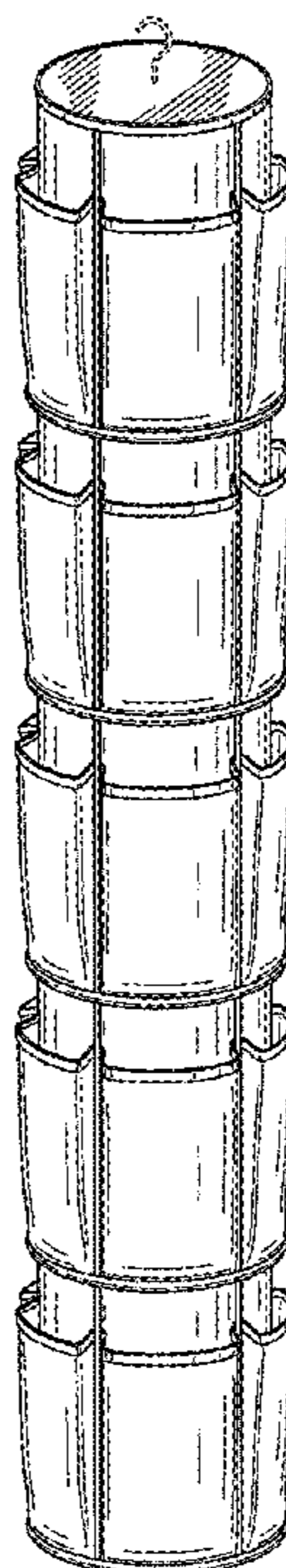
(57) **CLAIM**

The ornamental design for a round spinning closet organizer, as shown and described.

**DESCRIPTION**

FIG. 1 is a perspective view of the round spinning closet organizer of the present invention; FIG. 2 is a front elevational view thereof; FIG. 3 is a rear elevational view thereof; FIG. 4 is a right side view thereof; FIG. 5 is a left view thereof; FIG. 6 is top view thereof; and, FIG. 7 is a bottom view of the present invention. The hook for holding the closet organizer over a horizontal pole within a closet is shown in dotted lines and forms no part of the claimed invention but is illustrated for environmental purposes, i.e., to show how the device can be hung on a pole in a closet.

**1 Claim, 4 Drawing Sheets**



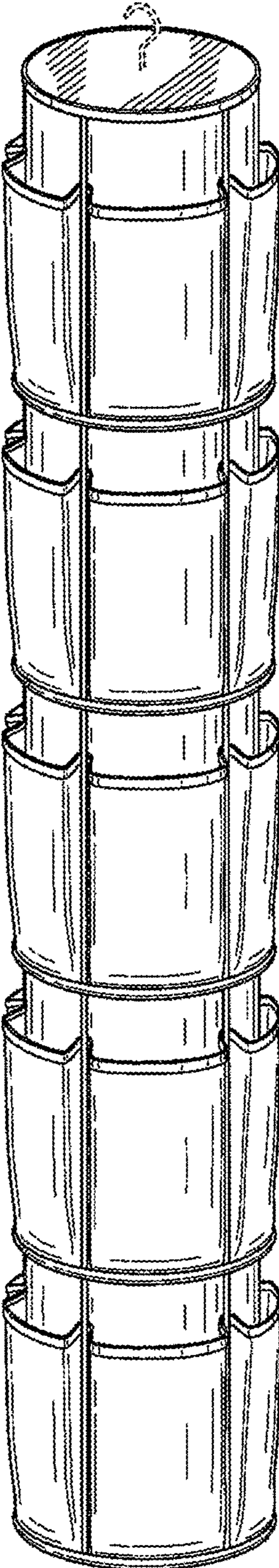


FIG. 1

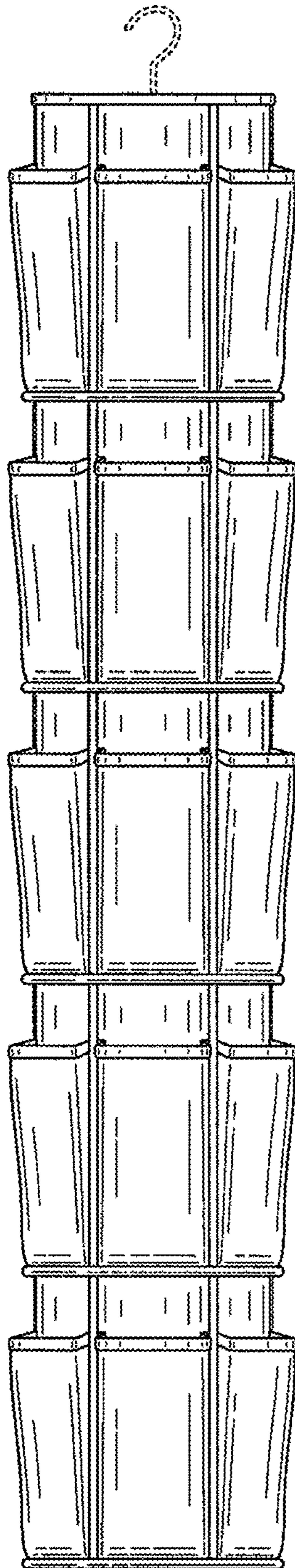


FIG. 2

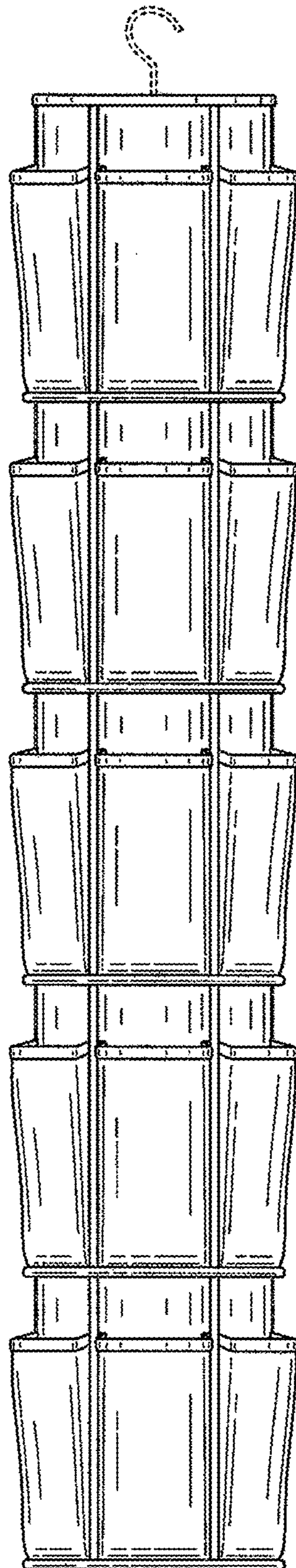


FIG. 3

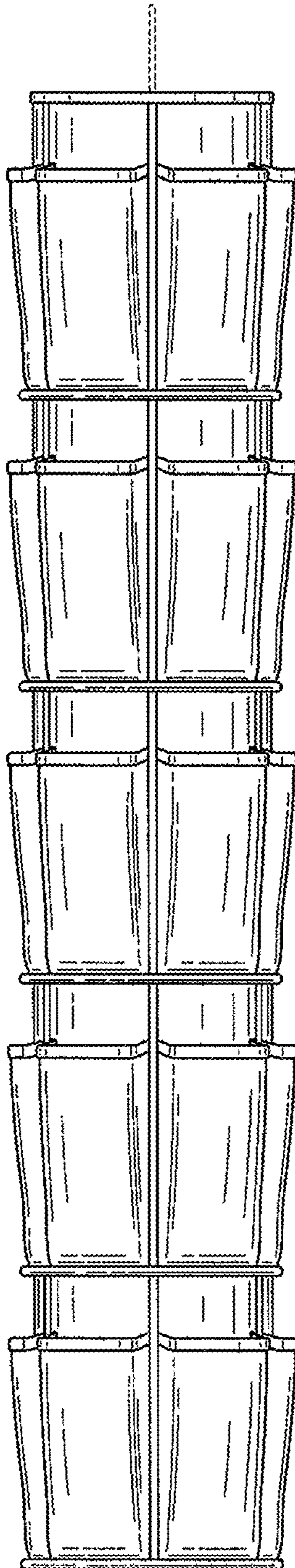


FIG. 4

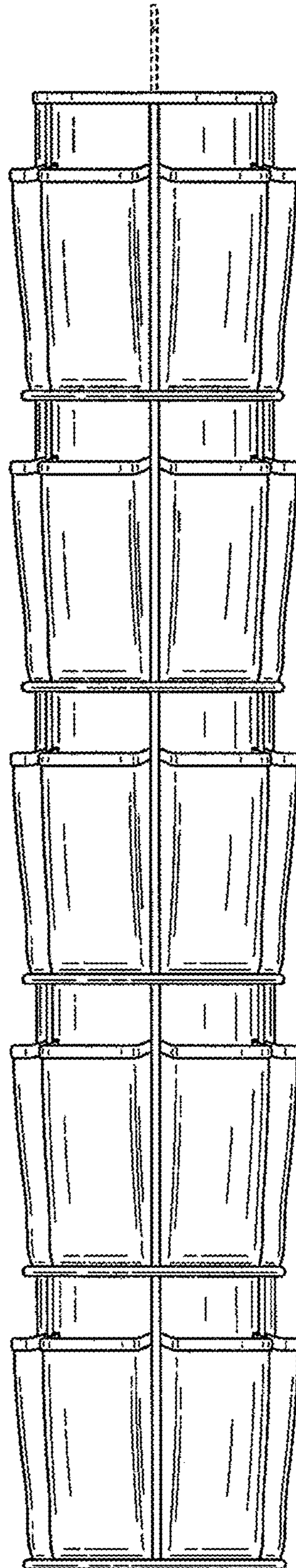


FIG. 5

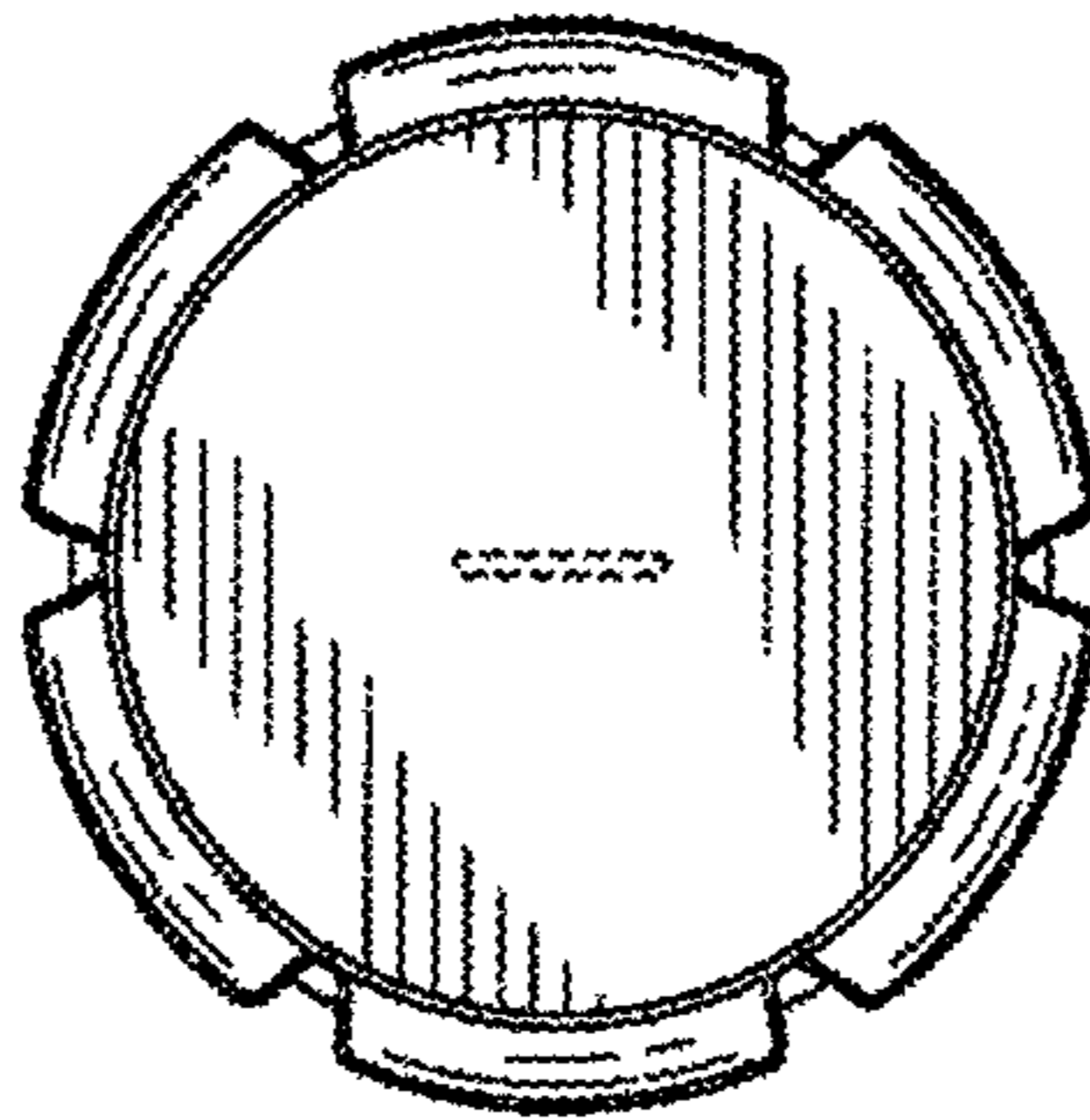


FIG. 6

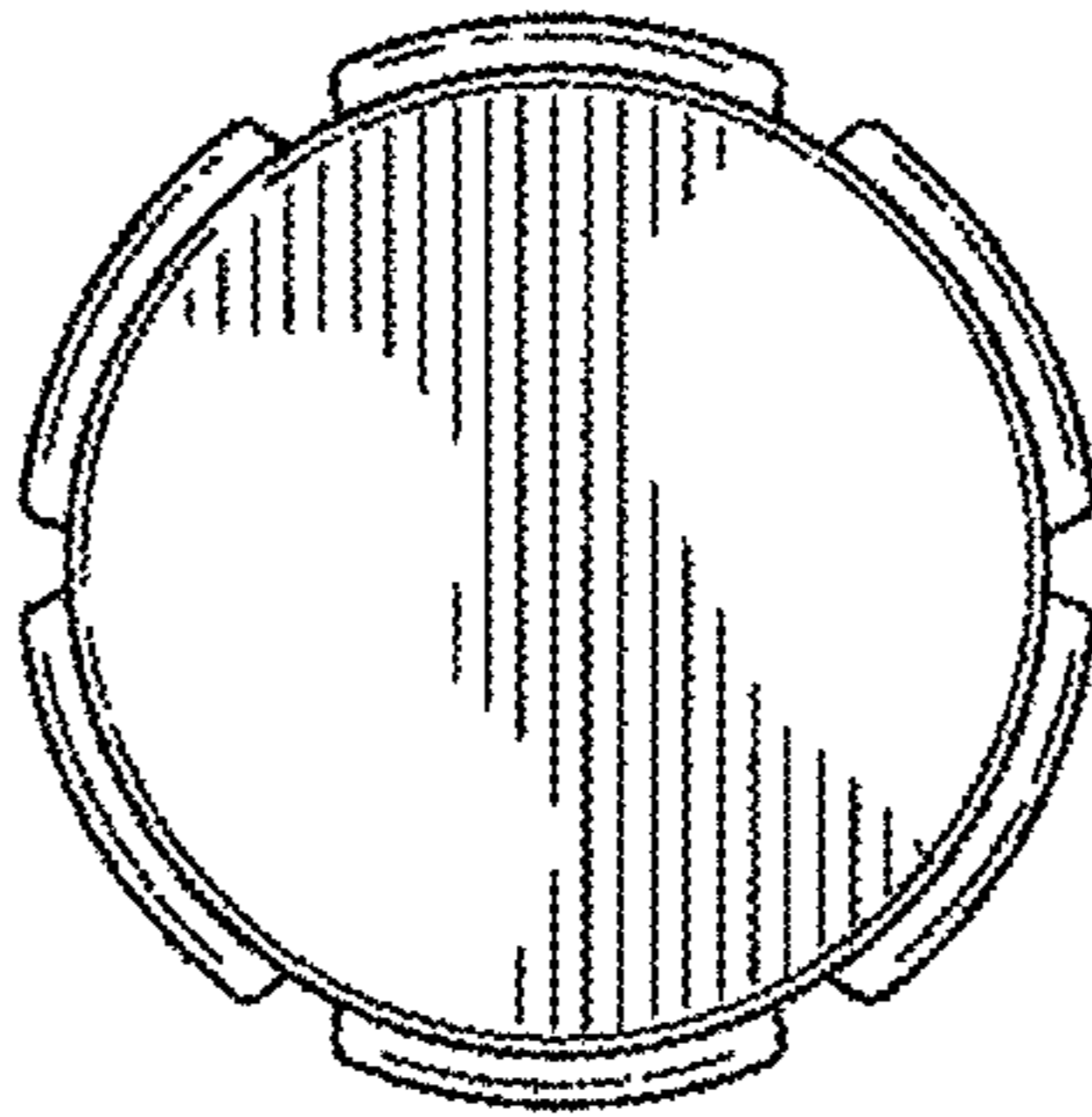


FIG. 7