



US00D758084S

(12) **United States Design Patent**
Jones

(10) **Patent No.:** **US D758,084 S**
(45) **Date of Patent:** **** Jun. 7, 2016**

(54) **COMPONENT FOR GARMENT HANGER**

(71) Applicant: **Michael Edward Jones**, Denbighshire (GB)

(72) Inventor: **Michael Edward Jones**, Denbighshire (GB)

(73) Assignee: **Mainetti (UK) Limited** (GB)

(**) Term: **14 Years**

(21) Appl. No.: **29/454,731**

(22) Filed: **May 14, 2013**

(30) **Foreign Application Priority Data**

Nov. 15, 2012 (GB) 4027484

(51) **LOC (10) CL.** **06-08**

(52) **U.S. CL.**
USPC **D6/328**

(58) **Field of Classification Search**
USPC D6/315-328, 580; 223/85-98; 211/1, 211/10, 85.3, 87.01, 113, 183; D20/22, 27, D20/28; D19/99
CPC ... A47G 25/28; A47G 25/485; A47G 25/483; A47G 25/743; A47G 25/36; A47G 25/1407; A47G 25/183; A47F 5/0006; A47F 7/19; A47F 2005/0012; A47F 7/147; Y10T 29/49826; Y10T 24/3449; Y10T 24/51
See application file for complete search history.

(56) **References Cited**

U.S. PATENT DOCUMENTS

D55,969 S *	8/1920	Weeks	D19/99
D168,867 S *	2/1953	Stoffel	D20/22
D618,465 S *	6/2010	Niccol	D6/328
D660,363 S *	5/2012	Clark	D20/22
2002/0056735 A1 *	5/2002	Lam	223/94
2014/0246464 A1 *	9/2014	Zhong	223/87

* cited by examiner

Primary Examiner — Derrick Holland

Assistant Examiner — Lauren Calve

(74) *Attorney, Agent, or Firm* — Jack Schwartz & Associates, PLLC

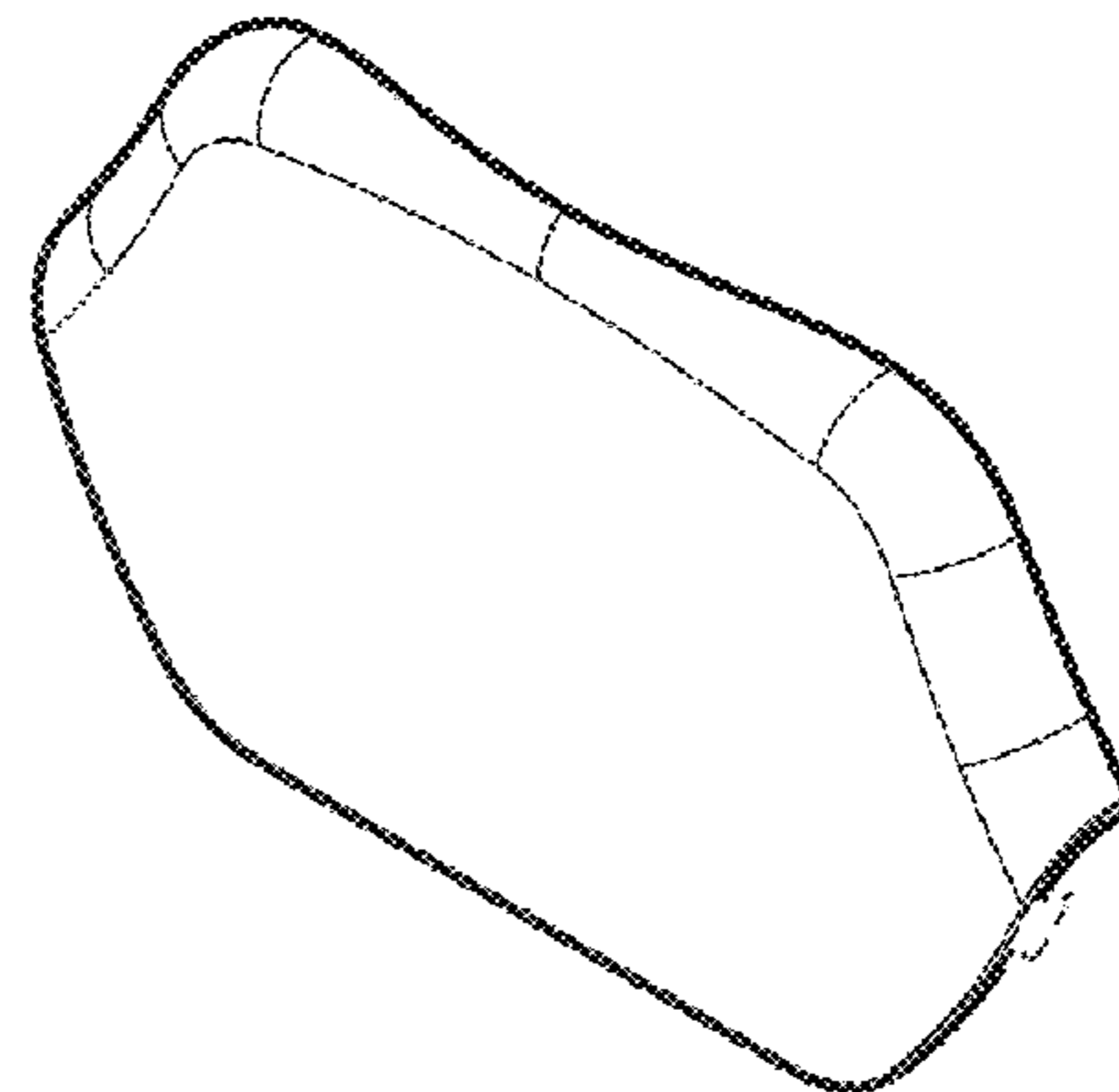
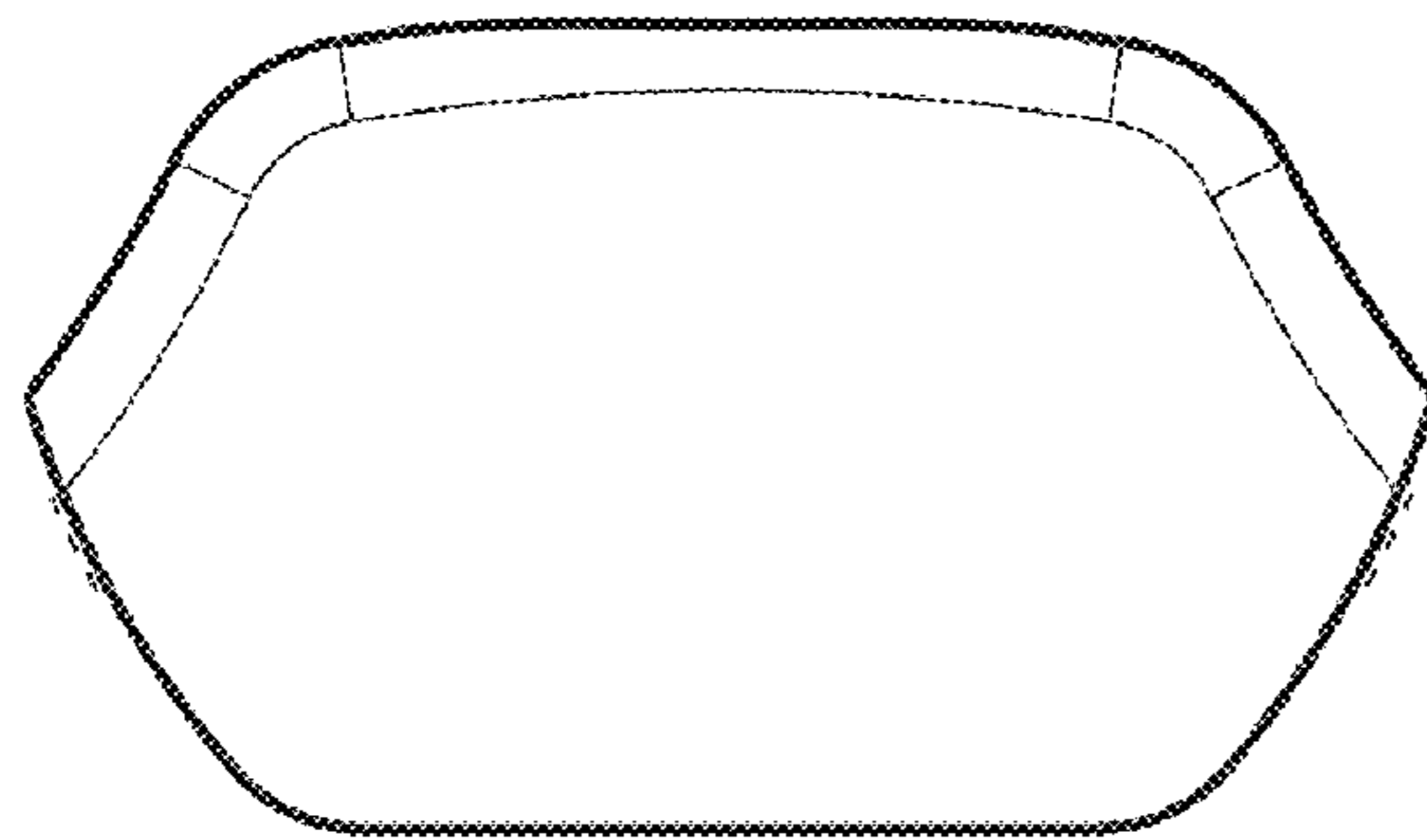
(57) **CLAIM**

The ornamental design for a component for garment hanger, as shown and described.

DESCRIPTION

FIG. 1 is a back view of a component for a garment hanger of the present invention;
FIG. 2 is a top view thereof;
FIG. 3 is a front view thereof;
FIG. 4 is a bottom view thereof;
FIG. 5 is left side view thereof;
FIG. 6 is a right side view thereof; and,
FIG. 7 is a front perspective view thereof.
The broken lines shown represent unclaimed subject matter and form no part of the claimed design.

1 Claim, 1 Drawing Sheet



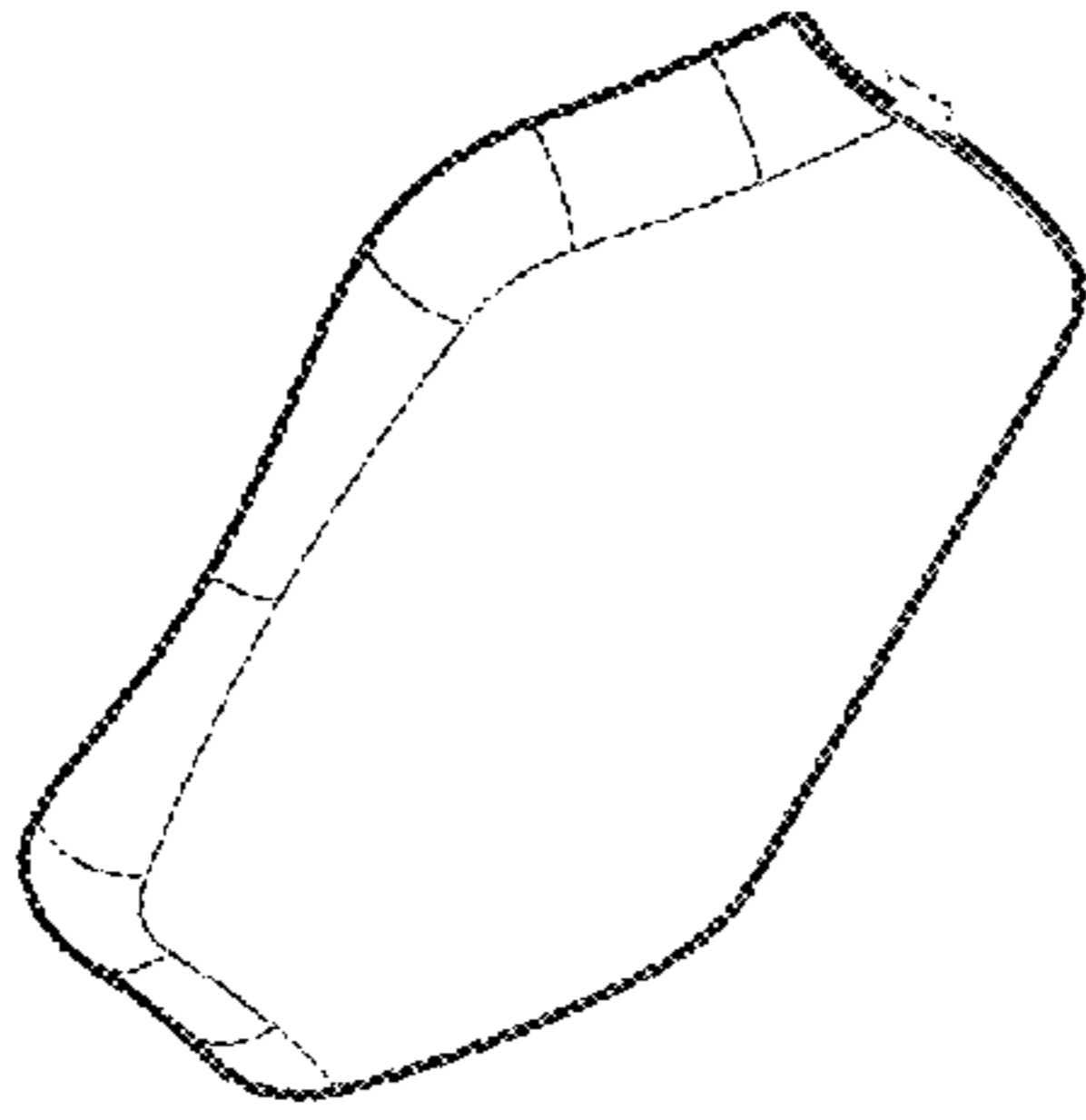


FIGURE 7

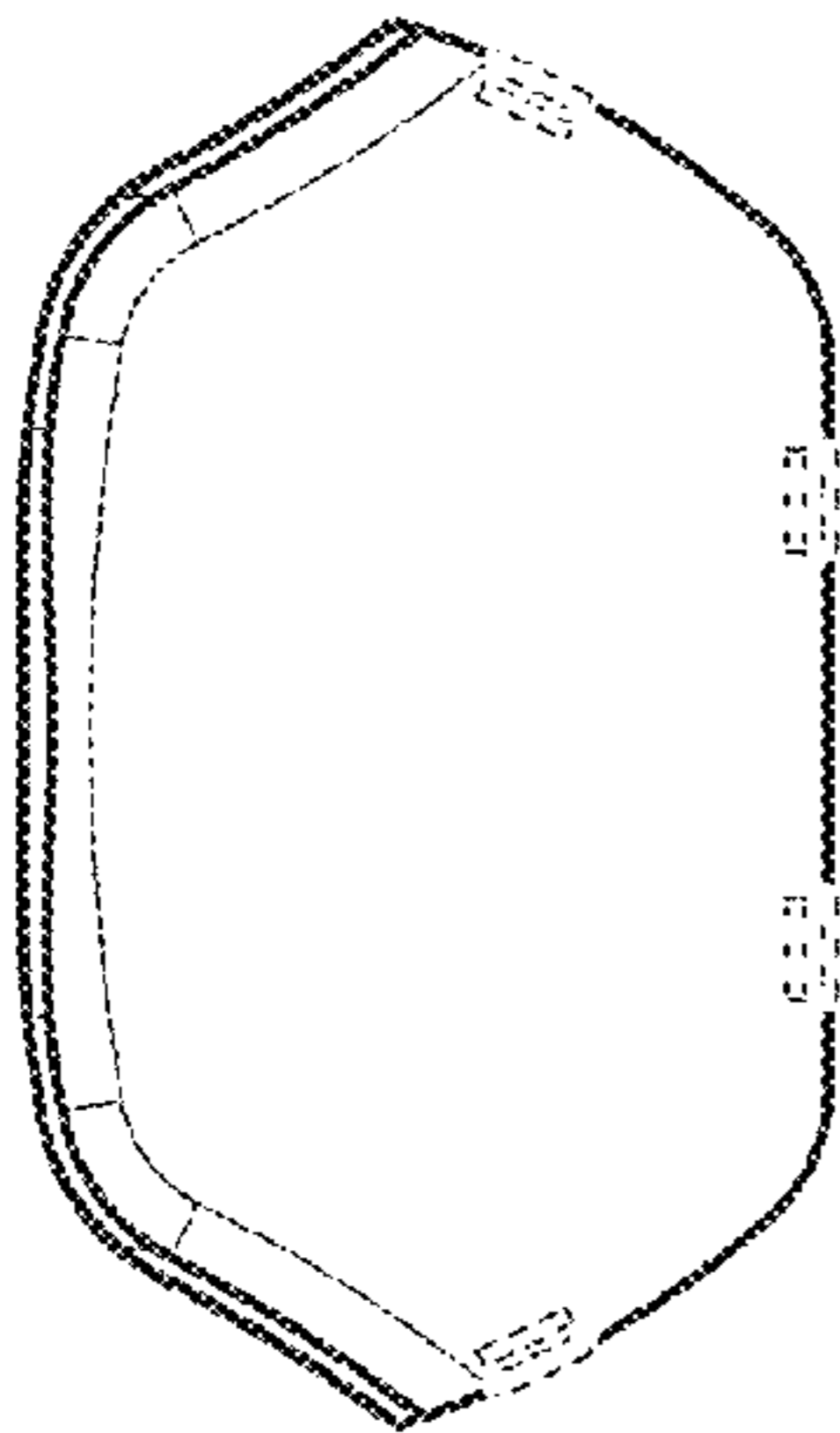


FIGURE 1




FIGURE 2



FIGURE 6

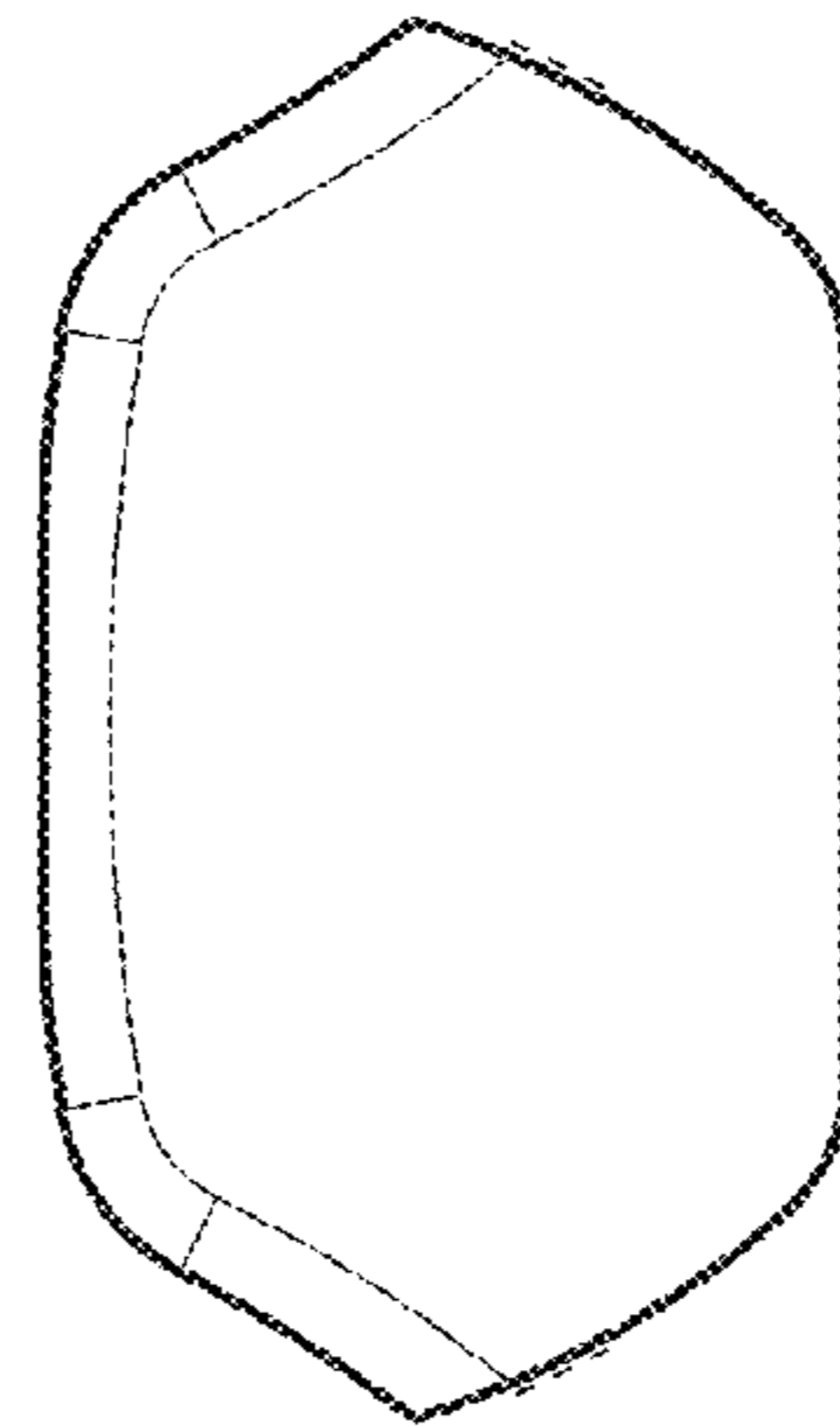


FIGURE 3



FIGURE 4



FIGURE 5