



US00D758079S

(12) **United States Design Patent**  
**Since**

(10) **Patent No.:** **US D758,079 S**  
(45) **Date of Patent:** **\*\* Jun. 7, 2016**

- (54) **ELECTRIC TOOTHBRUSH**
- (71) Applicant: **KEA PRODUCTS, LTD.**, Kowloon (HK)
- (72) Inventor: **Guillaume Jean Since**, Kowloon (HK)
- (73) Assignee: **KEA PRODUCTS, LTD.**, Kowloon (HK)
- (\*\*) Term: **14 Years**
- (21) Appl. No.: **29/496,526**
- (22) Filed: **Jul. 14, 2014**
- (30) **Foreign Application Priority Data**  
Jan. 15, 2014 (EM) ..... 001399141-0004
- (51) **LOC (10) Cl.** ..... **04-03**
- (52) **U.S. Cl.**  
USPC ..... **D4/101**
- (58) **Field of Classification Search**  
USPC ..... D4/100-102, 104, 105, 109-112;  
D24/152, 176; 15/167.1-167.2;  
32/308-311  
CPC ..... A46B 5/0095; A46B 15/0071; A46B  
15/0081; A46B 15/0087; A46B 2200/1066;  
A61C 15/048; A61C 17/34; A61C 17/222  
See application file for complete search history.

- (56) **References Cited**  
**U.S. PATENT DOCUMENTS**  
D325,129 S \* 4/1992 Ambasz ..... D4/101  
D363,605 S \* 10/1995 Kou ..... D4/101  
D452,775 S \* 1/2002 Wright ..... D4/101  
D476,156 S \* 6/2003 Ferber ..... D4/101  
D487,636 S \* 3/2004 De Salvo ..... D4/101

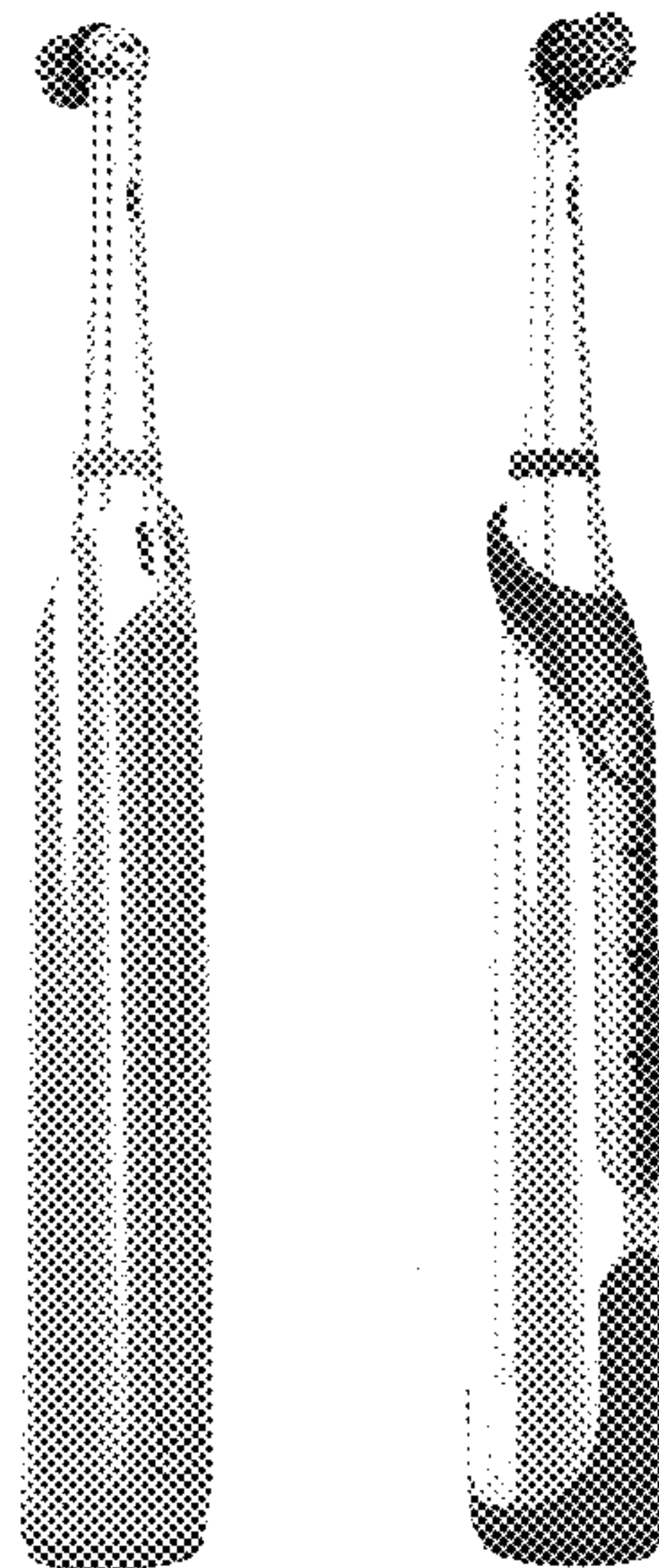
- D492,118 S \* 6/2004 Mc Currach ..... D4/108
- D503,852 S \* 4/2005 Hensel ..... D4/101
- D505,015 S \* 5/2005 Nanda ..... D4/108
- D580,173 S \* 11/2008 Beedham ..... D4/101
- D589,255 S \* 3/2009 Taylor ..... D4/101
- D599,555 S \* 9/2009 Oliphant ..... D4/101
- D639,068 S \* 6/2011 Cobabe ..... D4/101
- D649,787 S \* 12/2011 Ivarsson ..... D4/101
- D660,001 S \* 5/2012 Peluso ..... D4/101
- D689,698 S \* 9/2013 Dickie ..... D4/101
- D696,517 S \* 12/2013 Gebski ..... D4/101
- D702,946 S \* 4/2014 Shigeno ..... D4/101
- D719,737 S \* 12/2014 Adriaenssen ..... D4/101

\* cited by examiner  
*Primary Examiner* — Keli L Hill  
(74) *Attorney, Agent, or Firm* — Fulwider Patton LLP

(57) **CLAIM**  
The ornamental design for an electric toothbrush, as shown and described.

**DESCRIPTION**  
FIG. 1 is a left side elevational view of an electric toothbrush showing my design.  
FIG. 2 is a front side elevational view thereof.  
FIG. 3 is a right side elevational side view thereof.  
FIG. 4 is a rear side elevational view thereof.  
FIG. 5 is a top plan view thereof.  
FIG. 6 is a bottom plan view thereof.  
FIG. 7 is a rear perspective view thereof.  
FIG. 8 is a front perspective view thereof; and,  
FIG. 9 is an alternate front perspective view thereof, shown mounted in a base and including an additional toothbrush head.  
The broken lines shown are included for the purpose of illustrating portions of the electric toothbrush that form no part of the claim.

**1 Claim, 2 Drawing Sheets**









FIG. 5

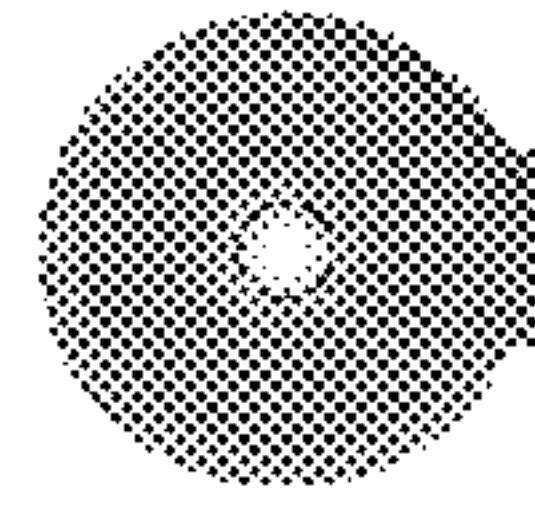


FIG. 6

FIG. 1 FIG. 2 FIG. 3 FIG. 4



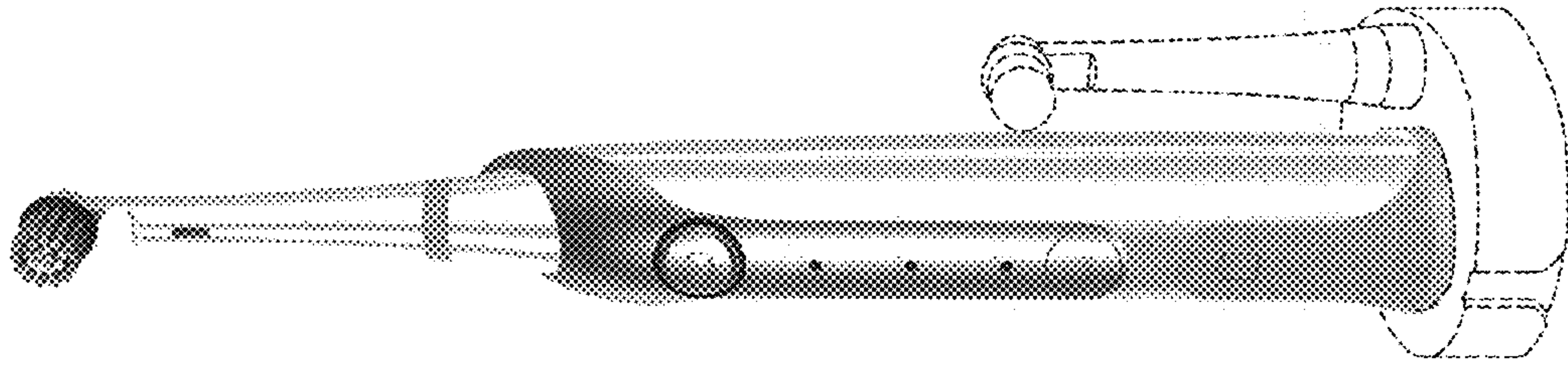


FIG. 9

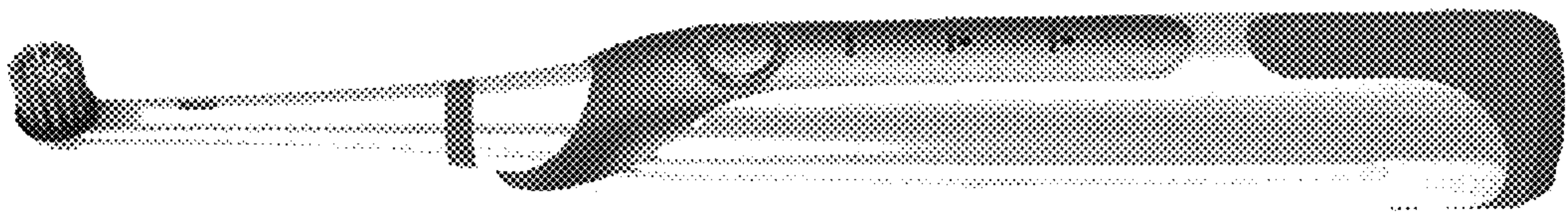


FIG. 8




FIG. 7