



US00D758069S

(12) **United States Design Patent**  
**Dumas**

(10) **Patent No.:** **US D758,069 S**  
(45) **Date of Patent:** **\*\* Jun. 7, 2016**

(54) **HANDBAG**

D126,995 S \* 5/1941 Wright ..... D3/243  
D142,852 S \* 11/1945 Glick ..... D3/246  
D230,660 S \* 3/1974 Hayes ..... D3/246

(71) Applicant: **Hermes Sellier (Societe Par Actions Simplifiee)**, Paris (FR)

(Continued)

(72) Inventor: **Pierre-Alexis Dumas**, Paris (FR)

**OTHER PUBLICATIONS**

(73) Assignee: **Hermes Sellier (Societe Par Actions Simplifiee)**, Paris (FR)

Office Action dated Sep. 11, 2015, received in co-pending U.S. Appl. No. 29/499,666.

(Continued)

(\*\*) Term: **14 Years**

*Primary Examiner* — Robert M Spear  
*Assistant Examiner* — Eliza Bennett-Hattan

(21) Appl. No.: **29/499,659**

(74) *Attorney, Agent, or Firm* — Foley & Lardner LLP

(22) Filed: **Aug. 18, 2014**

(57) **CLAIM**

I claim the ornamental design for a handbag, as shown and described.

(30) **Foreign Application Priority Data**

**DESCRIPTION**

Feb. 25, 2014 (WO) ..... DM/082978

(51) **LOC (10) Cl.** ..... **03-01**

(52) **U.S. Cl.**  
USPC ..... **D3/232**

(58) **Field of Classification Search**  
USPC ..... D3/218, 227, 232–233, 239, 240–243,  
D3/245, 289, 301, 303, 318, 323, 327, 328,  
D3/900; D8/97, 107, 300, 303, 313, 314,  
D8/321; D15/5, 18  
CPC ..... Y10T 24/2586; Y10T 24/2589; Y10T  
24/257; Y10T 24/25; A44B 19/262; A44B  
19/26; A44B 19/00; A41F 1/008; A41D  
2300/322; A45C 11/324

See application file for complete search history.

(56) **References Cited**

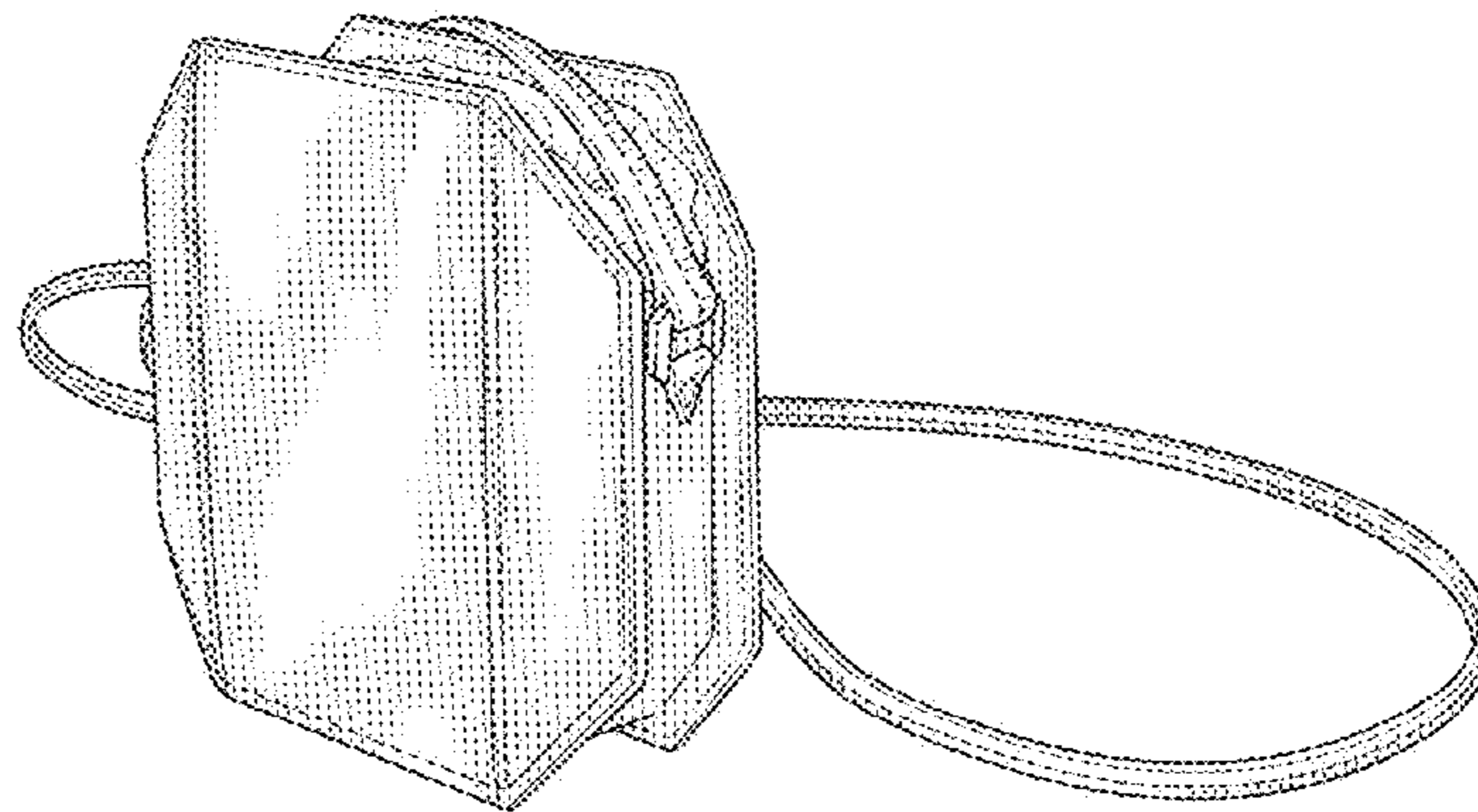
**U.S. PATENT DOCUMENTS**

D39,937 S \* 4/1909 Levi ..... D3/240  
D55,852 S \* 7/1920 Fisher ..... D3/243

FIG. 1 is a front elevational view of a handbag of the claimed design;  
FIG. 2 is a rear elevational view of the handbag shown in FIG. 1;  
FIG. 3 is a right side elevational view of the handbag shown in FIG. 1;  
FIG. 4 is a left side elevational view of the handbag shown in FIG. 1;  
FIG. 5 is a top plan view of the handbag shown in FIG. 1;  
FIG. 6 is a bottom plan view of the handbag shown in FIG. 1;  
FIG. 7 is a front perspective view of the handbag shown in FIG. 1; and,  
FIG. 8 is a front perspective view of the handbag shown in FIG. 1 in an alternate configuration.

The claimed design is shown in solid lines in the figures. The dashed broken lines in the figures represent stitching and are part of the claimed design. The inner bag of the bag is shown in solid lines in FIGS. 3, 4, 5, and 7. An alternate configuration of the inner bag shown in FIG. 8 is depicted by dashed-dot-dot broken lines and is shown for the purpose of illustrating an alternate position of the inner bag that forms no part of the claimed design.

**1 Claim, 8 Drawing Sheets**



(56)

**References Cited**

U.S. PATENT DOCUMENTS

D254,877 S \* 5/1980 Woods ..... D3/243  
D420,508 S \* 2/2000 Kohlhase ..... D3/232  
D543,356 S 5/2007 Gonzalez  
D569,100 S 5/2008 Stulman  
D572,468 S 7/2008 Nair  
D577,910 S 10/2008 Hollinger  
D602,248 S 10/2009 Wilson  
D644,024 S 8/2011 Jobert  
D656,726 S 4/2012 Flores  
D672,141 S \* 12/2012 Harbinson ..... D3/232  
D674,602 S 1/2013 Gerbi  
D690,506 S 10/2013 Kuster et al.

D694,005 S 11/2013 Della Valle et al.  
D703,430 S 4/2014 Della Valle et al.  
D712,654 S 9/2014 Wang et al.  
D714,048 S 9/2014 Wang  
D728,929 S \* 5/2015 Dumas ..... D3/243

OTHER PUBLICATIONS

Office Action dated Sep. 29, 2015, received in co-pending U.S. Appl. No. 29/500,089.  
Notice of Allowance and Issue Fee(s) Due dated Jan. 20, 2016, in Design U.S. Appl. No. 29/500,089.  
Notice of Allowance and Issue Fee(s) Due dated Jan. 21, 2016, in Design U.S. Appl. No. 29/499,666.

\* cited by examiner

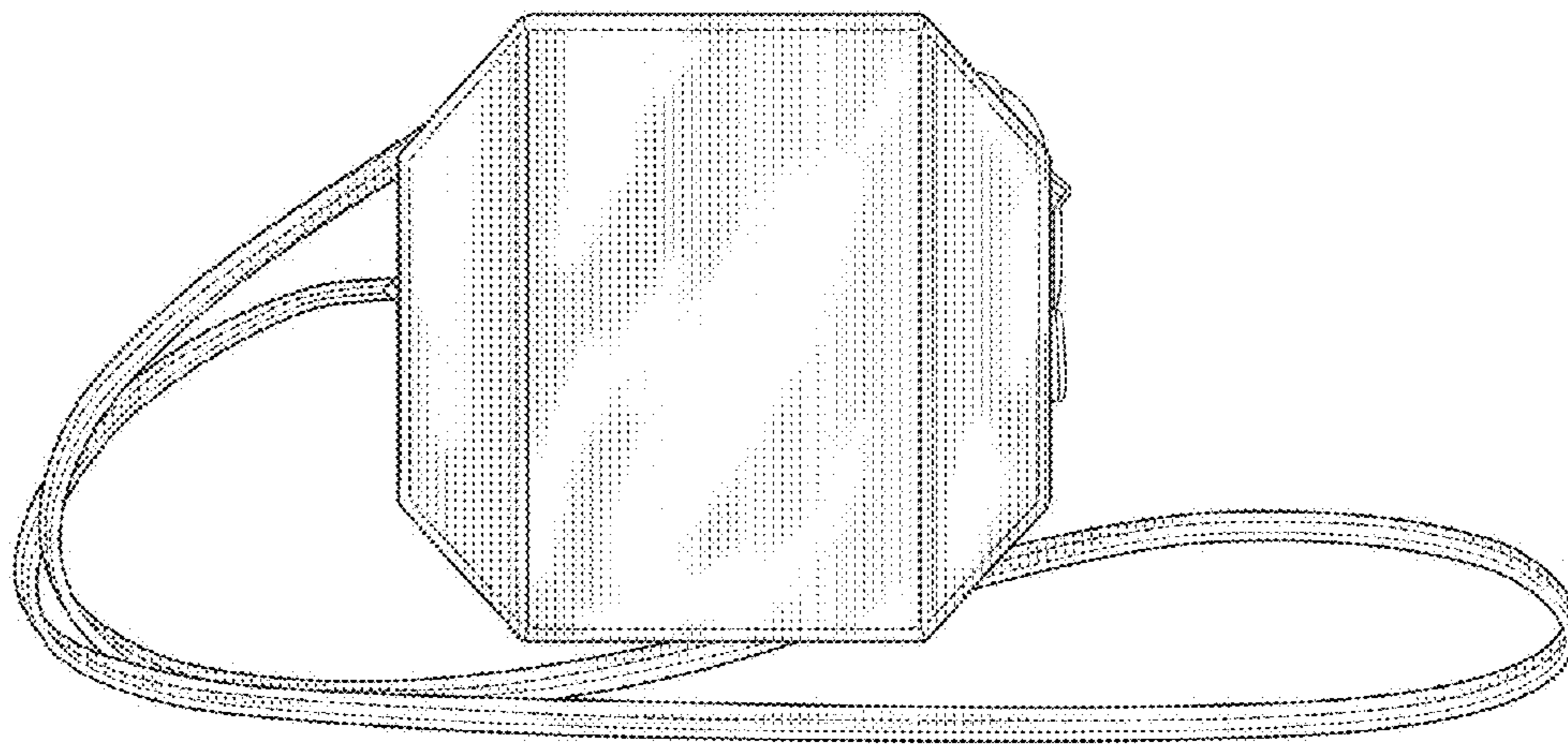


FIG. 1

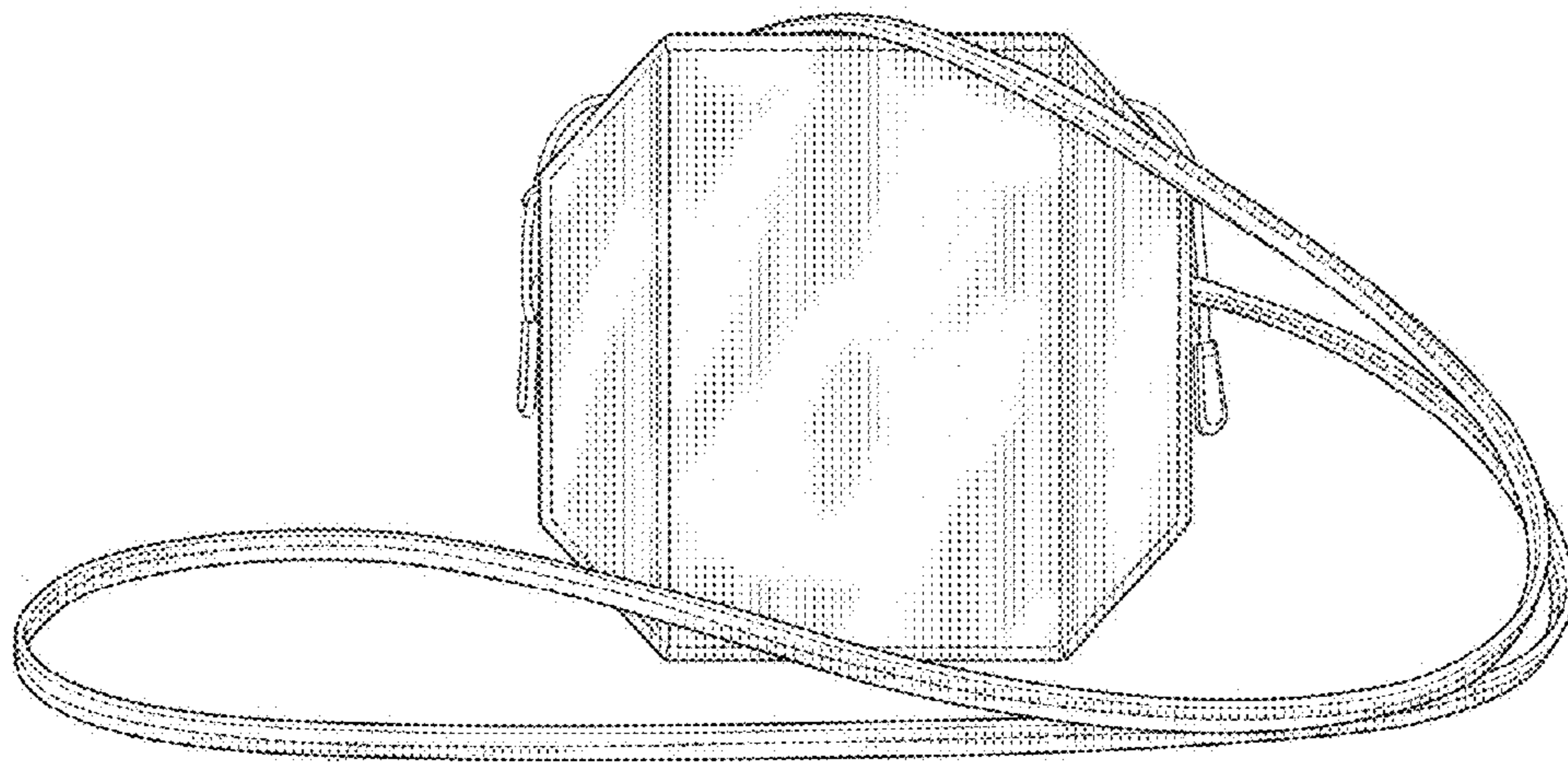


FIG. 2

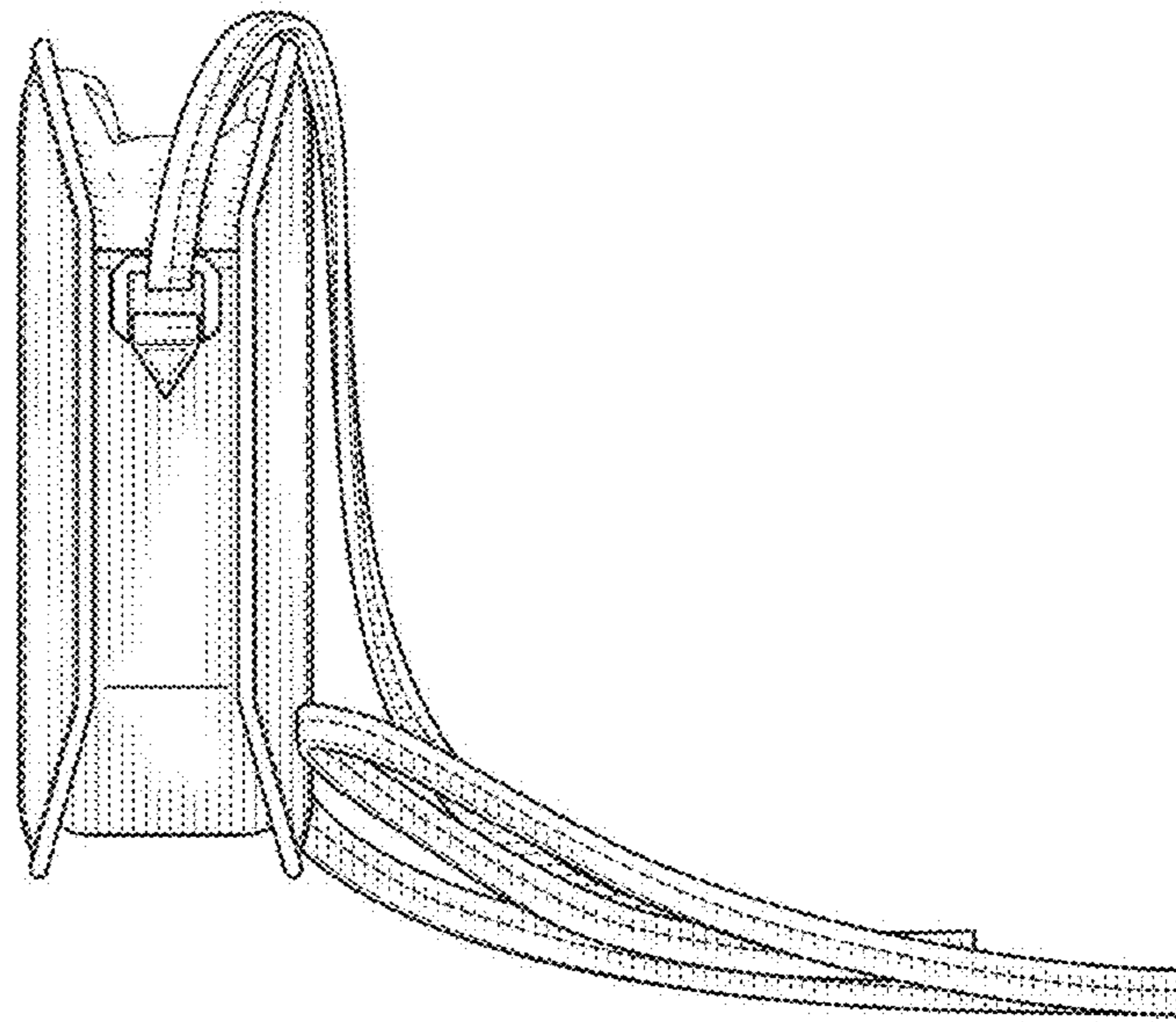


FIG. 3

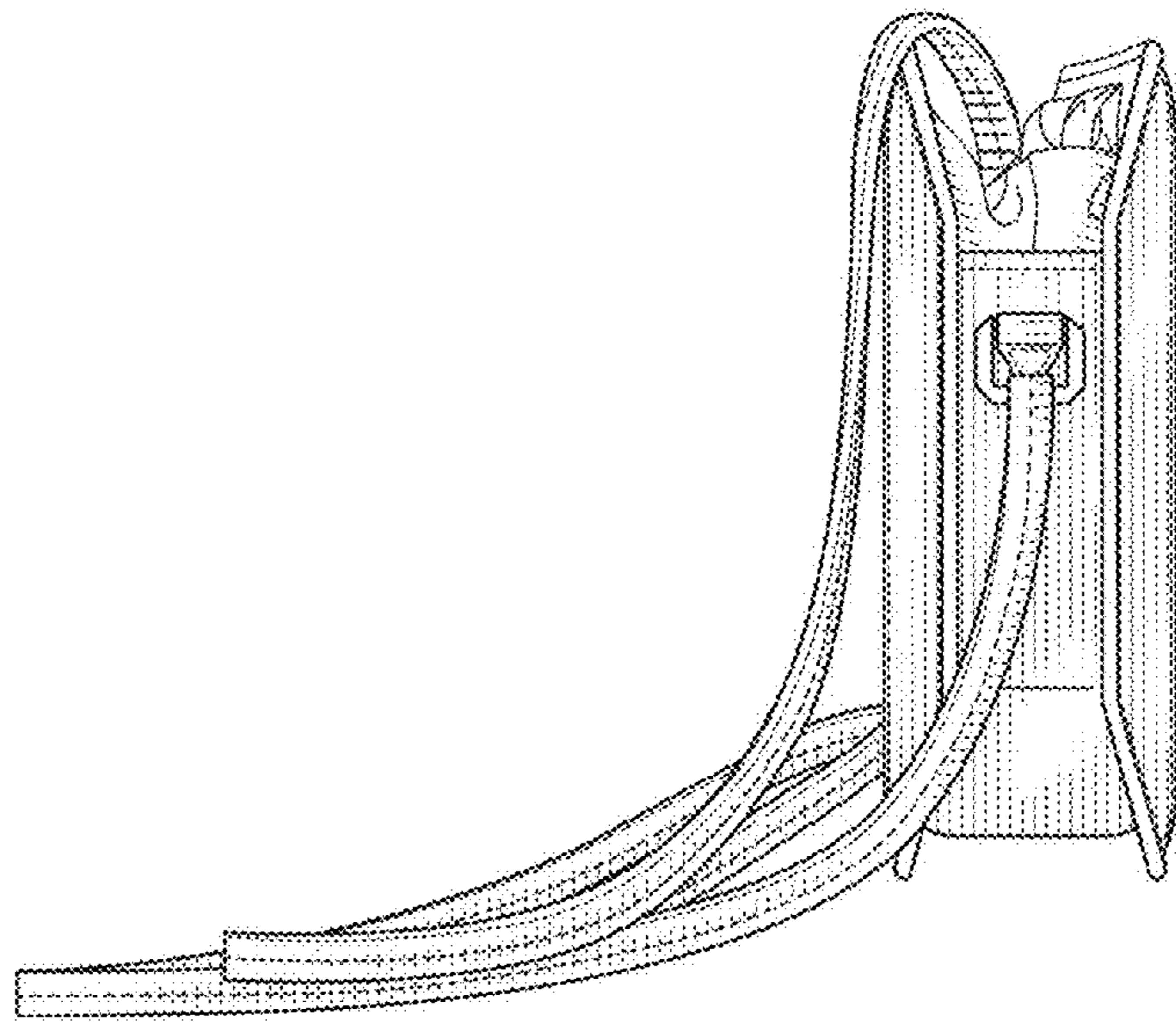


FIG. 4

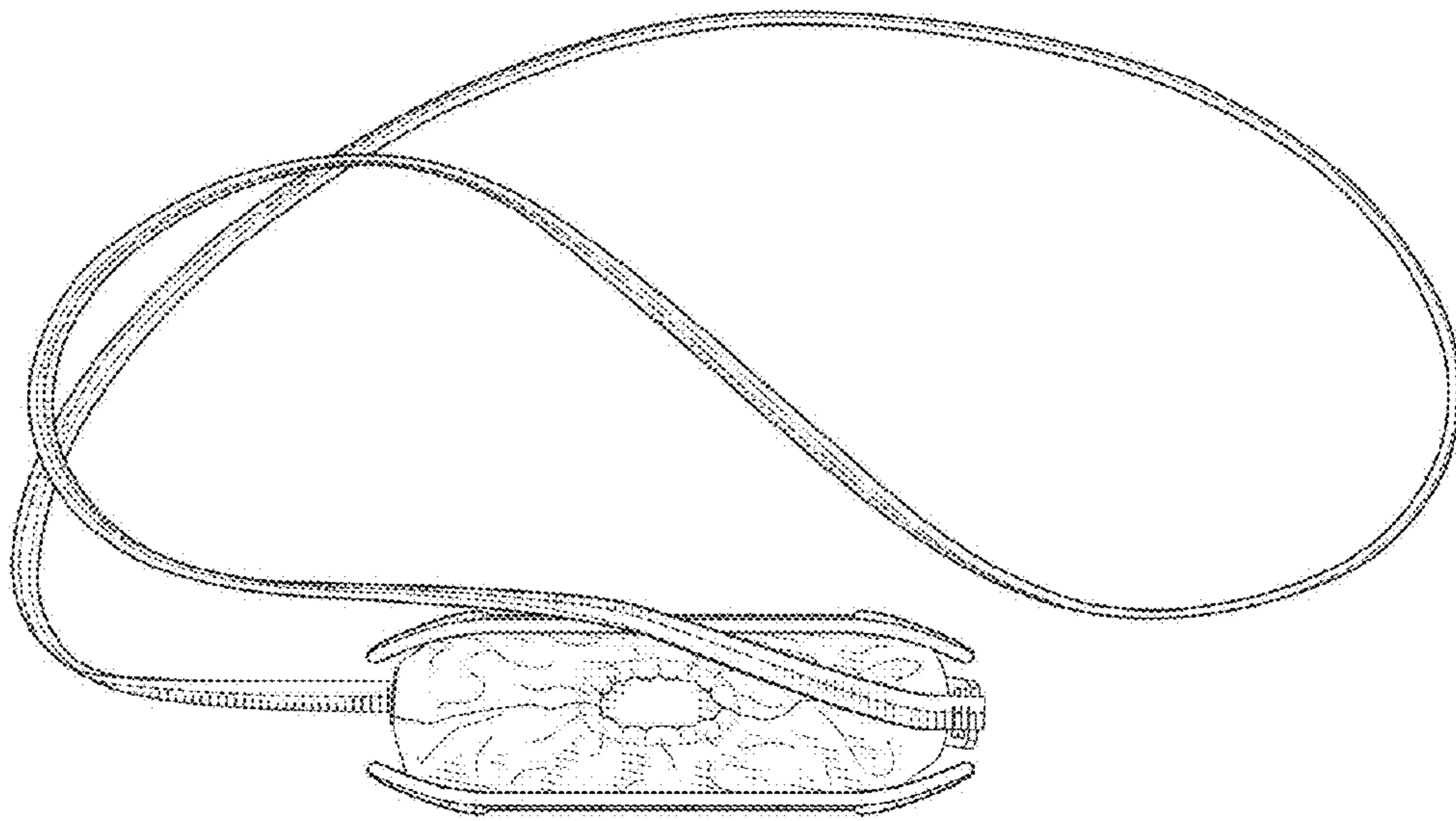


FIG. 5

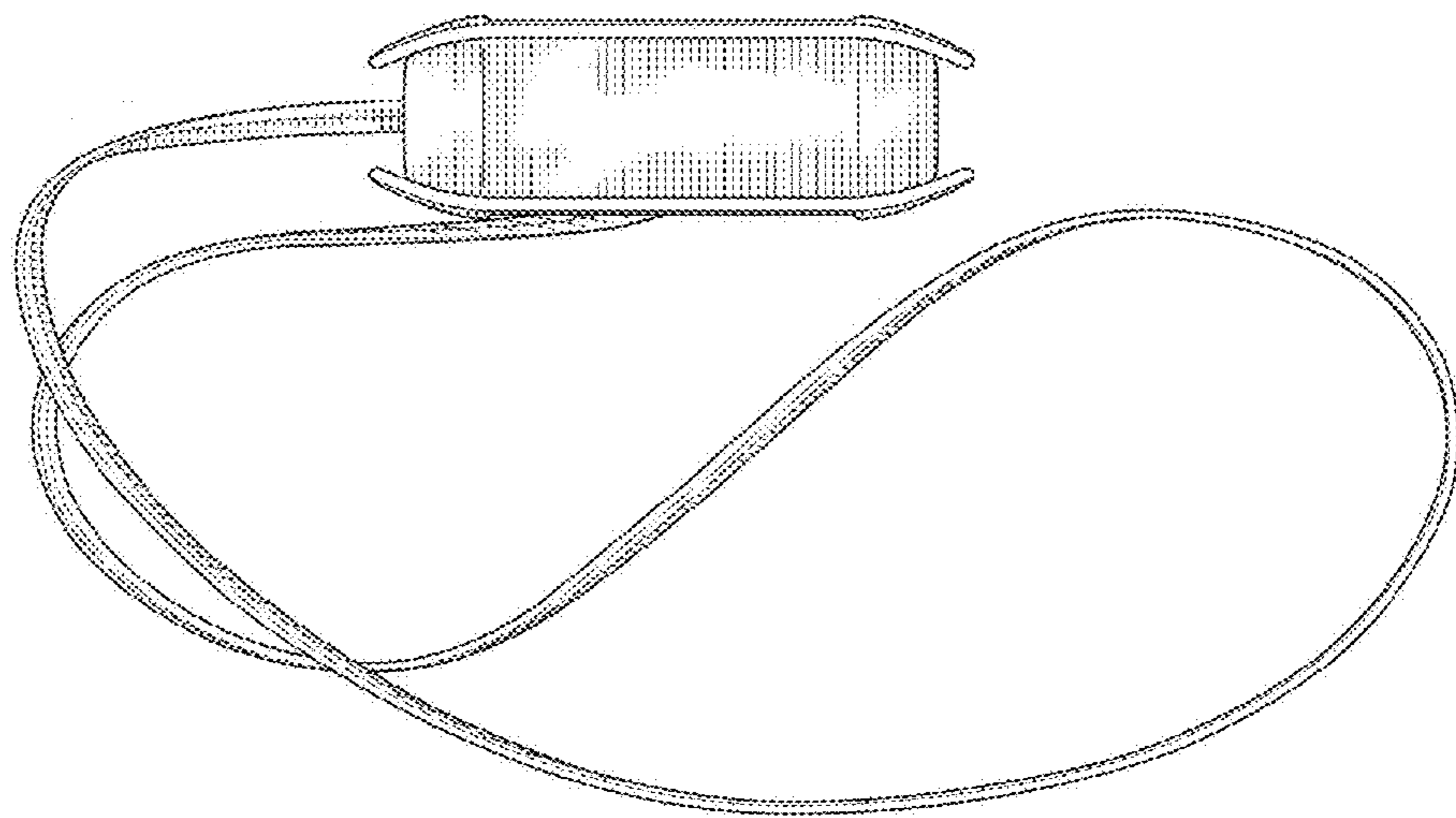


FIG. 6



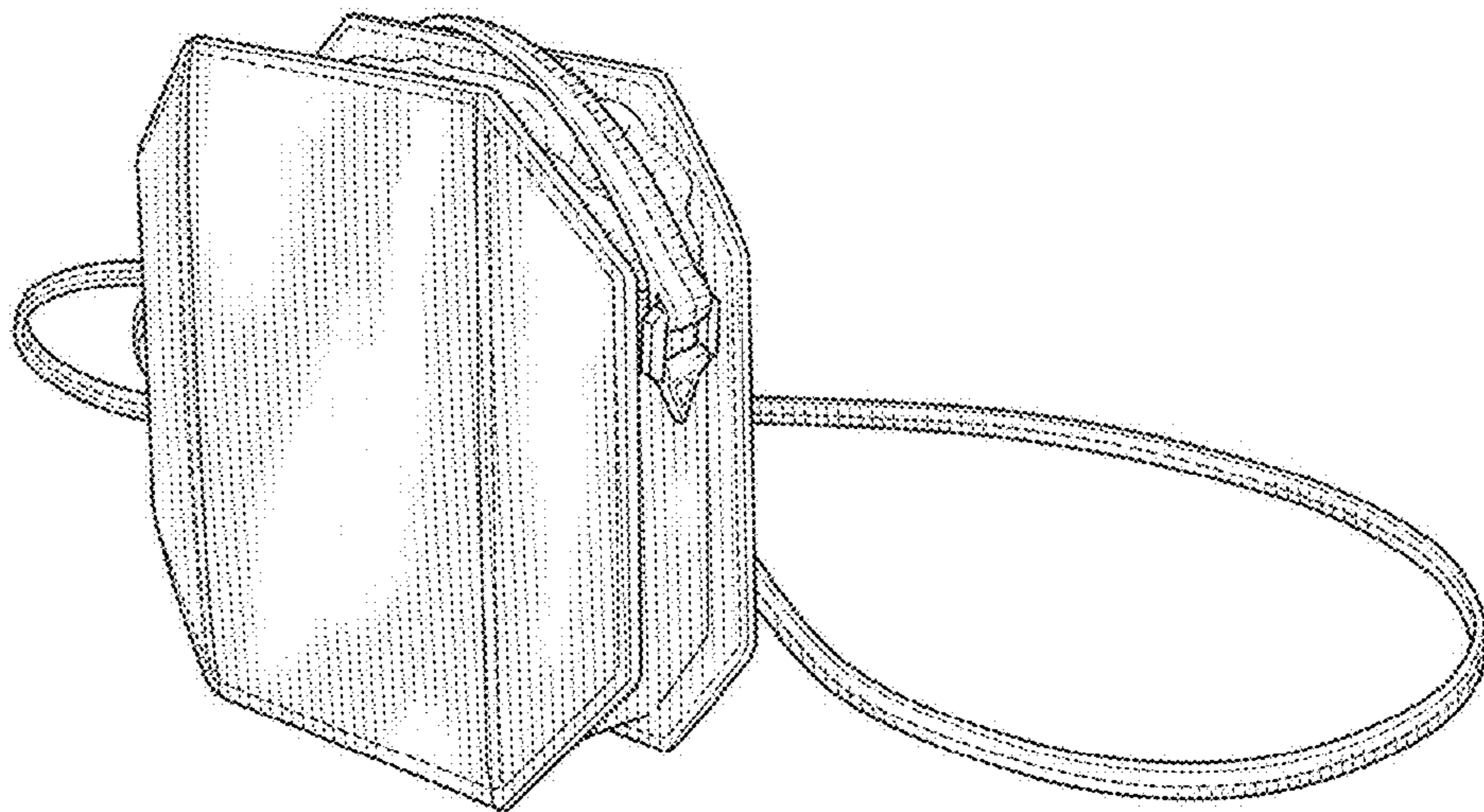


FIG. 7

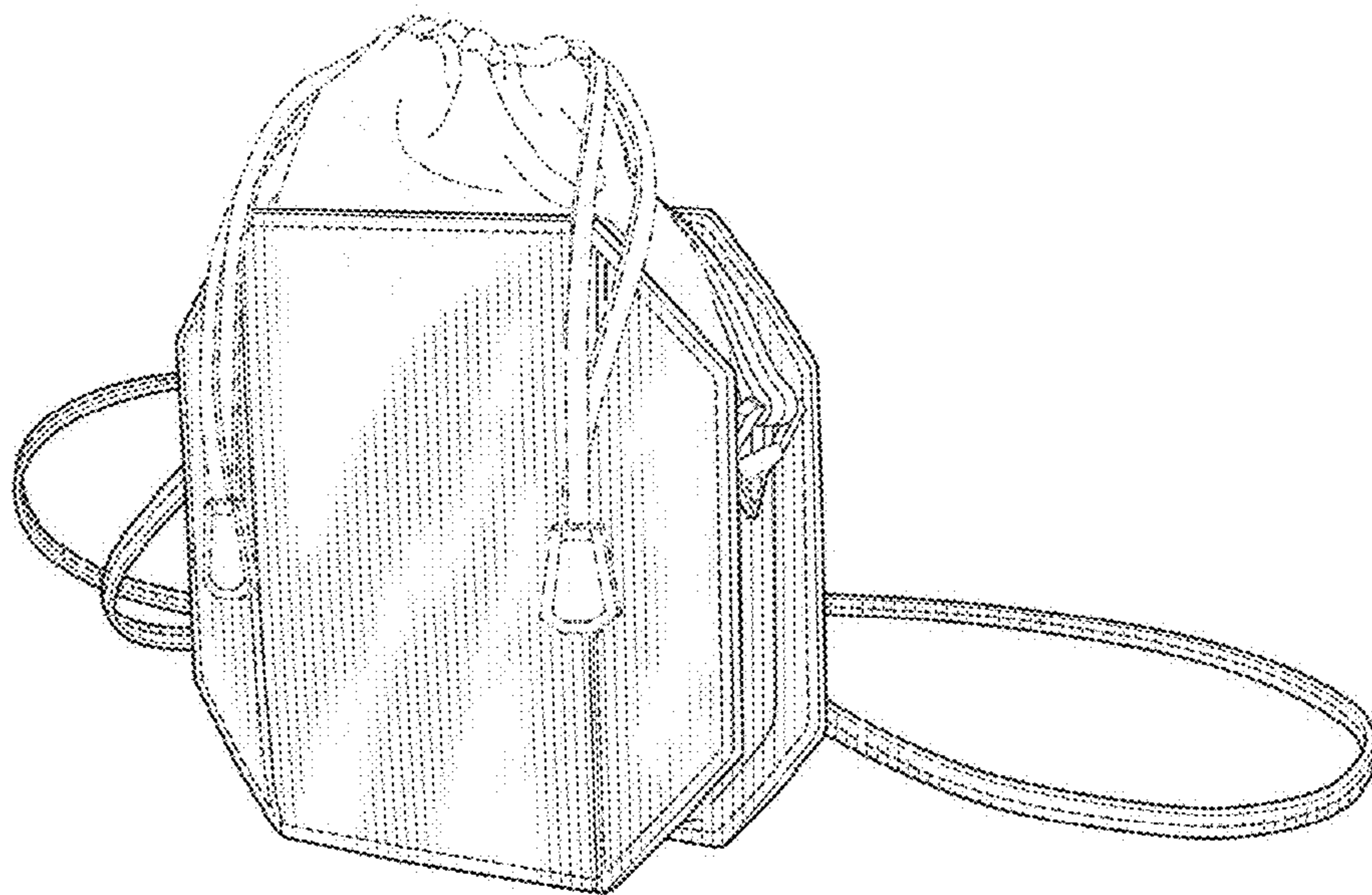


FIG. 8