



US00D758068S

(12) **United States Design Patent**  
**Zwetzig**

(10) **Patent No.:** **US D758,068 S**  
(45) **Date of Patent:** **\*\* Jun. 7, 2016**

- (54) **CARRYING BAG**
- (71) Applicant: **Thule Organization Solutions, Inc.**,  
Niwot, CO (US)
- (72) Inventor: **Nathan Roger Zwetzig**, Westminster,  
CO (US)
- (73) Assignee: **Thule Organization Solutions, Inc.**,  
Niwot, CO (US)
- (\*\*) Term: **14 Years**
- (21) Appl. No.: **29/488,008**
- (22) Filed: **Apr. 15, 2014**
- (51) **LOC (10) Cl.** ..... **03-01**
- (52) **U.S. Cl.**  
USPC ..... **D3/232**
- (58) **Field of Classification Search**  
USPC ..... D3/232-233, 240-243, 245-246  
CPC ..... A45C 1/024; A45C 3/06  
See application file for complete search history.

D655,082 S	3/2012	LaCorte	
D657,140 S	4/2012	Guyon et al.	
8,157,068 B2	4/2012	Sapyta	
D661,085 S	6/2012	Custer	
D681,338 S	5/2013	Holloway et al.	
D683,956 S	6/2013	Leung	
D685,181 S	7/2013	Burns	
D690,095 S	9/2013	Garcia et al.	
D696,014 S	12/2013	Ng	
D703,431 S	4/2014	Taylor	
2003/0234269 A1 *	12/2003	Shamas .....	A43B 5/0425 224/576
2010/0140307 A1	6/2010	Almoumen	

**OTHER PUBLICATIONS**

U.S. Appl. No. 29/485,080, filed Mar. 14, 2014, Zwetzig.  
U.S. Appl. No. 29/486,128, filed Mar. 26, 2014, Zwetzig.  
U.S. Appl. No. 29/485,572, filed Mar. 20, 2014, Zwetzig.  
Notice of Allowance for U.S. Appl. No. 29/485,572, mailed Jul. 13,  
2015, 6 pages.

(Continued)

*Primary Examiner* — Holly Baynham  
(74) *Attorney, Agent, or Firm* — Sheridan Ross P.C.

(57) **CLAIM**

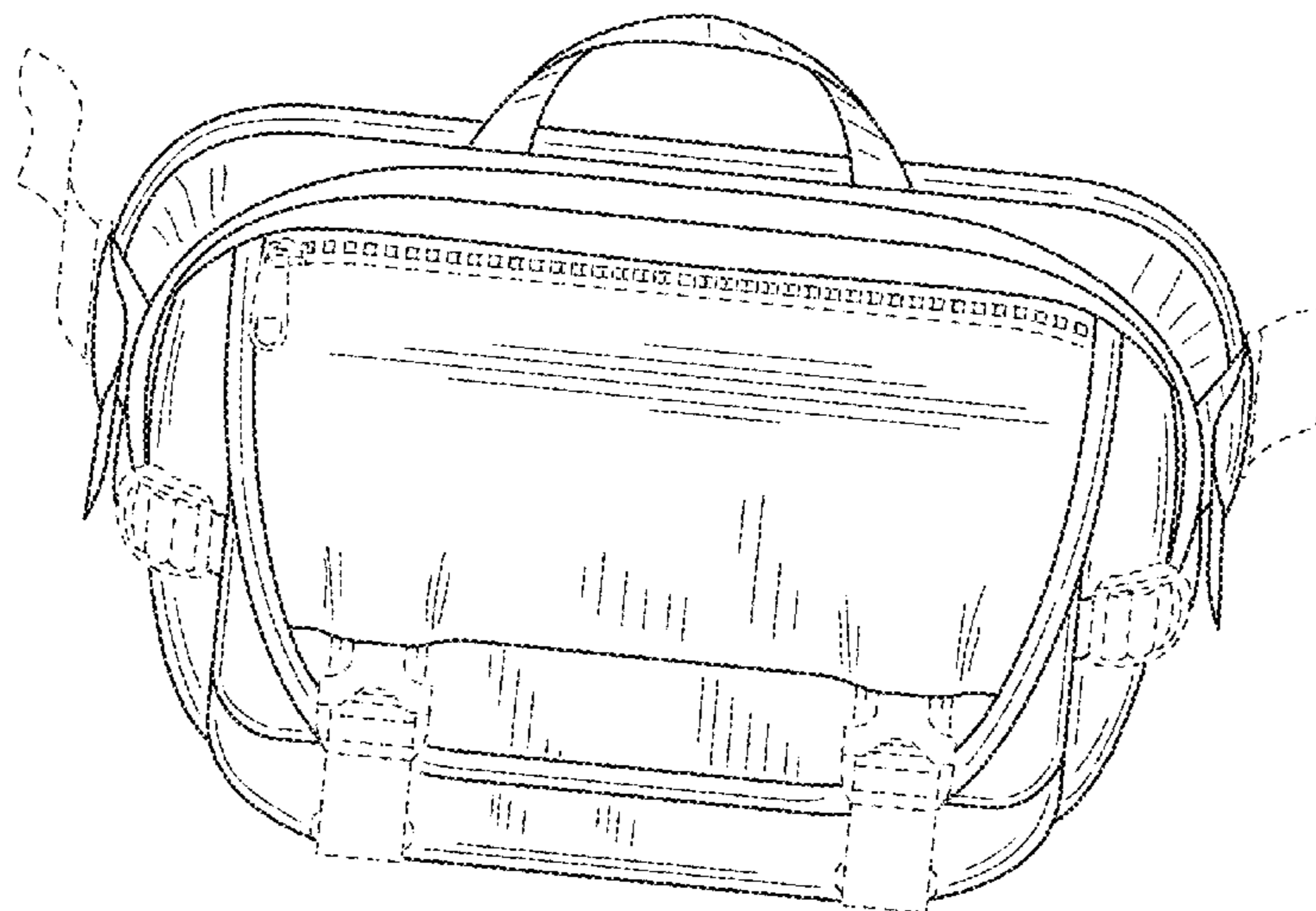
The ornamental design for a carrying bag, as shown and described.

**DESCRIPTION**

FIG. 1 is a front perspective view of the carrying bag;  
FIG. 2 is a front elevation view thereof;  
FIG. 3 is a rear elevation view thereof;  
FIG. 4 is a right elevation view thereof;  
FIG. 5 is a left elevation view thereof;  
FIG. 6 is a top plan view thereof; and,  
FIG. 7 is a bottom plan view thereof.  
The broken lines showing a carrying bag are included for the purpose of illustrating environment and form no part of the claimed design.

**1 Claim, 4 Drawing Sheets**

- (56) **References Cited**
- U.S. PATENT DOCUMENTS
- D292,747 S 11/1987 Allen
- D360,182 S 7/1995 Lovett
- D373,249 S 9/1996 Richardson
- D387,906 S 12/1997 Petty
- D409,376 S 5/1999 Golenz et al.
- D423,779 S 5/2000 Goatcher
- D450,448 S 11/2001 Pierce et al.
- D486,031 S 2/2004 Hillman
- D505,258 S 5/2005 Bird et al.
- D506,864 S 7/2005 Fonfeder
- D530,089 S 10/2006 Silverman
- D554,364 S 11/2007 Rugg
- D591,504 S 5/2009 Hermann
- D624,312 S 9/2010 Chu et al.
- D651,794 S \* 1/2012 Hargens ..... D3/232
- D654,267 S 2/2012 Littleton



(56)

**References Cited**

OTHER PUBLICATIONS

Notice of Allowance for U.S. Appl. No. 29/486,128 mailed Sep. 3, 2015, 10 pages.

Official Action for U.S. Appl. No. 29/485,080, mailed Sep. 18, 2014.  
Notice of Allowance for U.S. Appl. No. 29/485,080, mailed Dec. 9, 2014.

\* cited by examiner

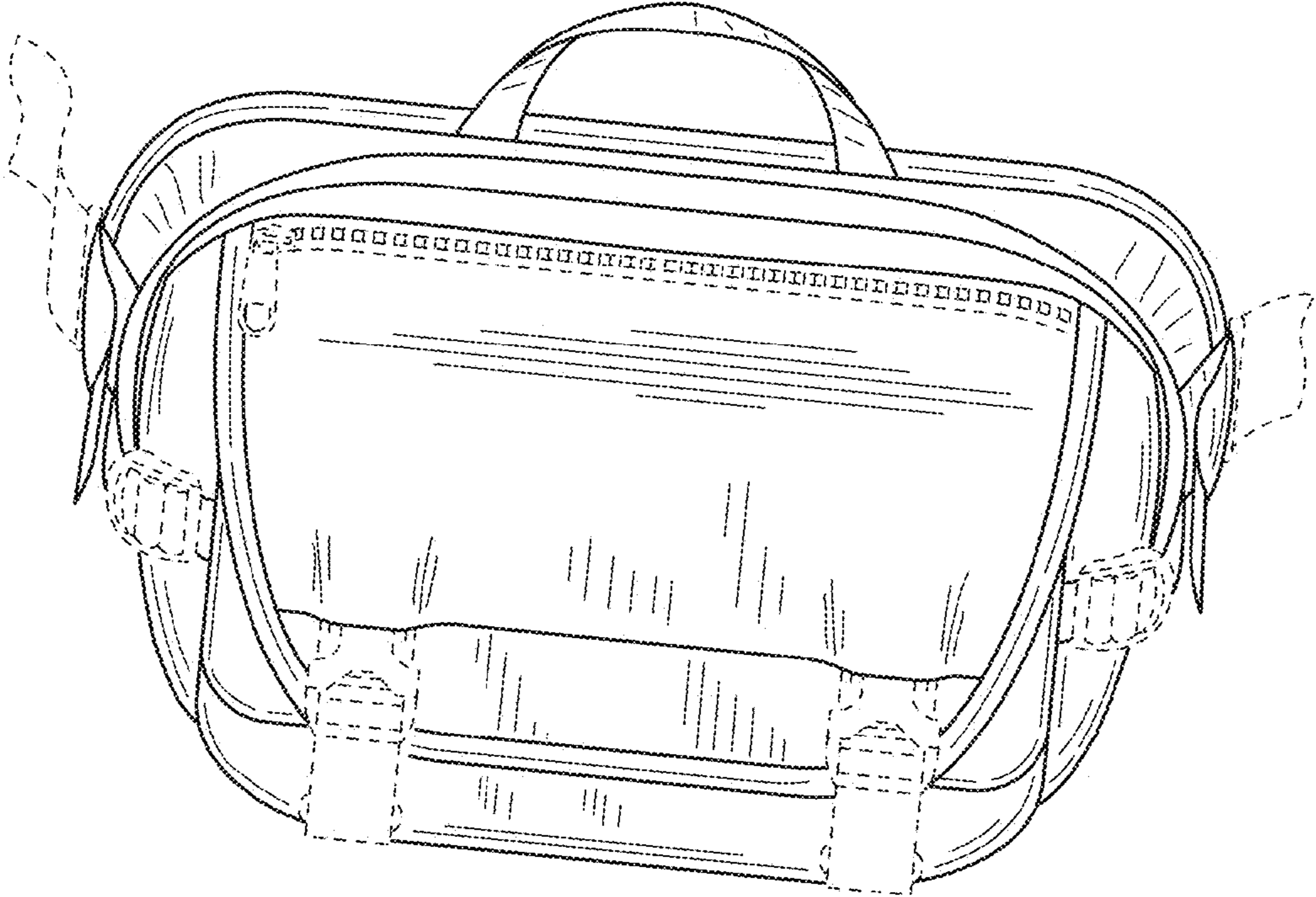


FIG.1

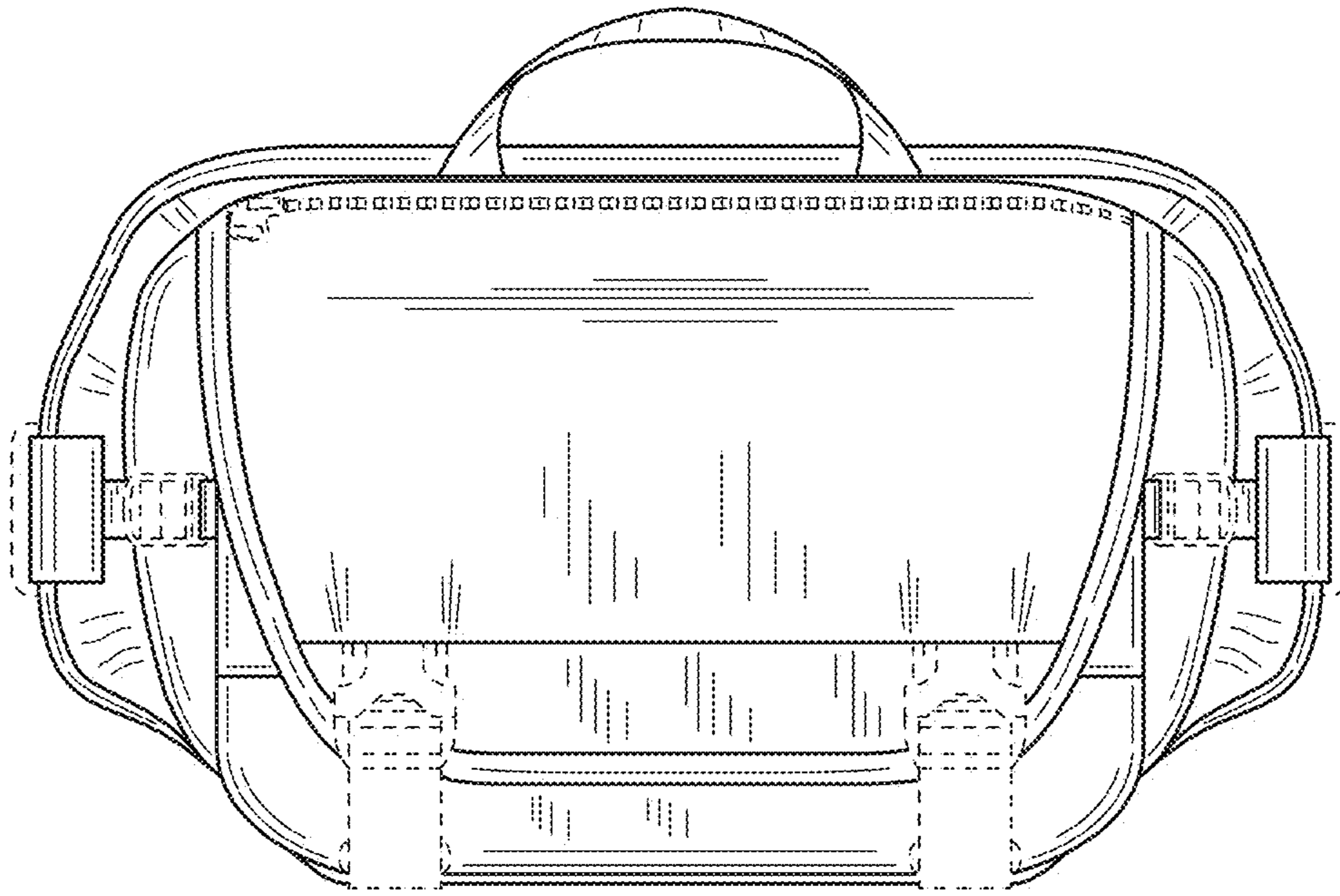


FIG. 2




FIG. 3

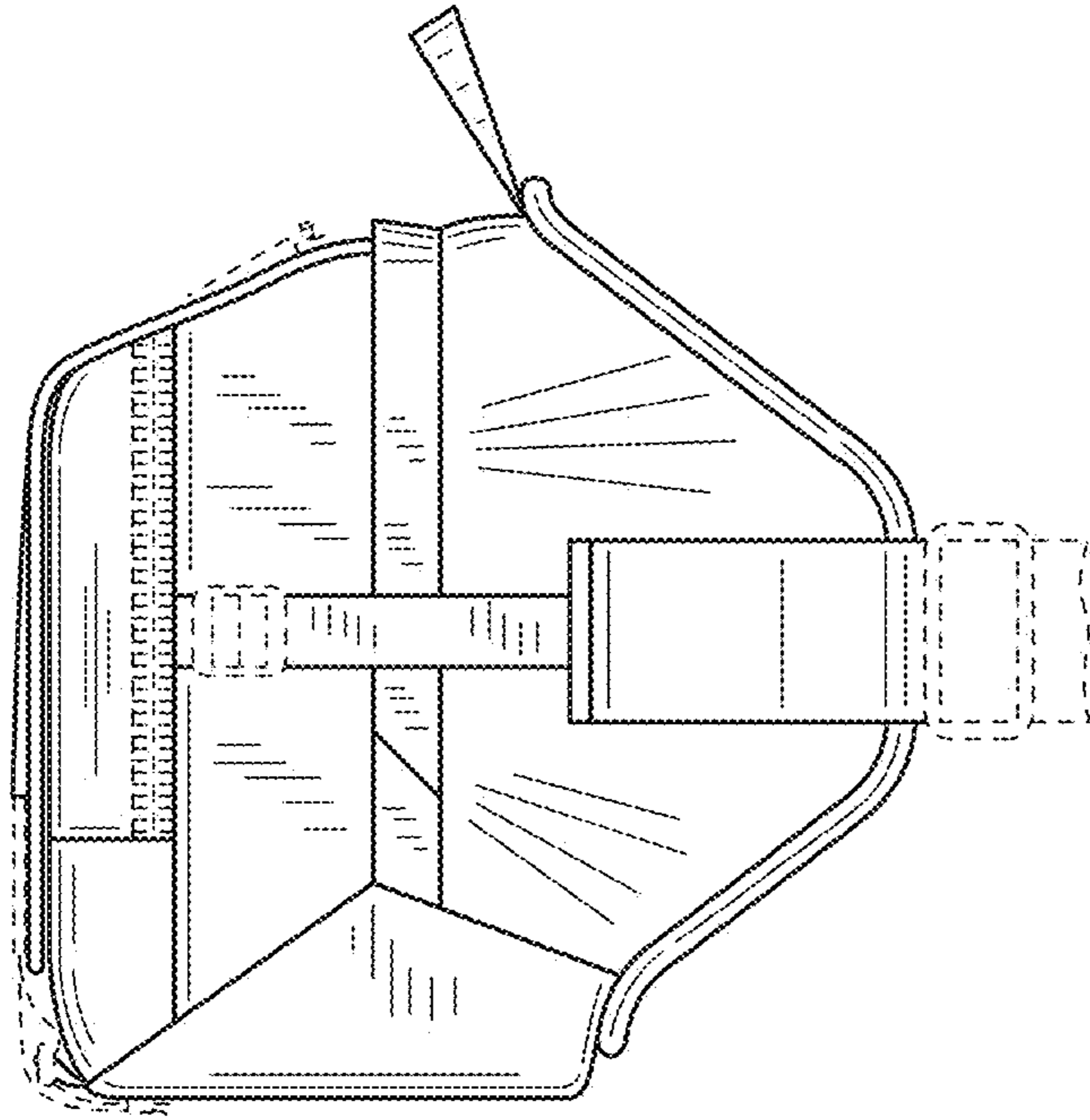


FIG. 4

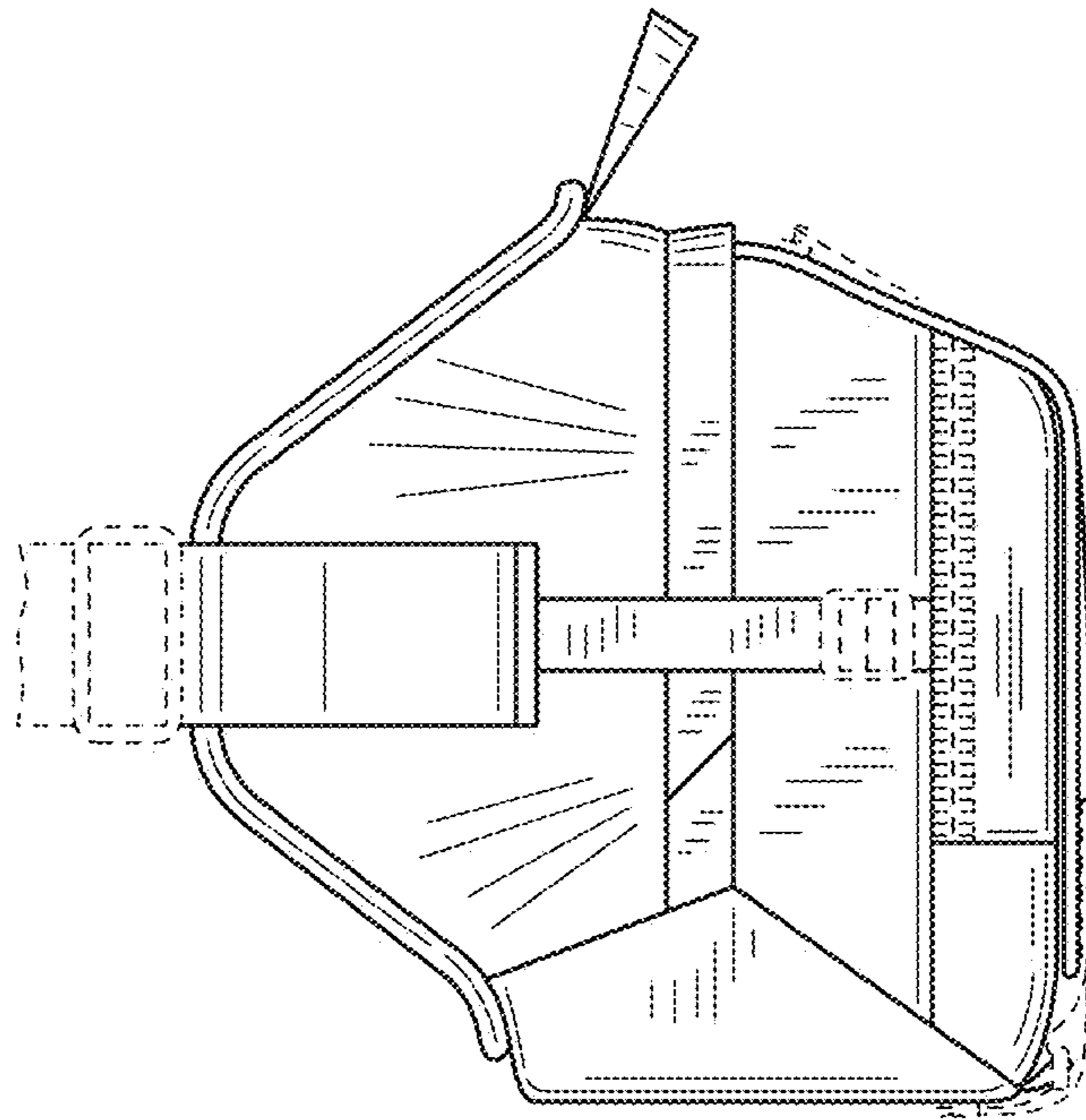


FIG. 5

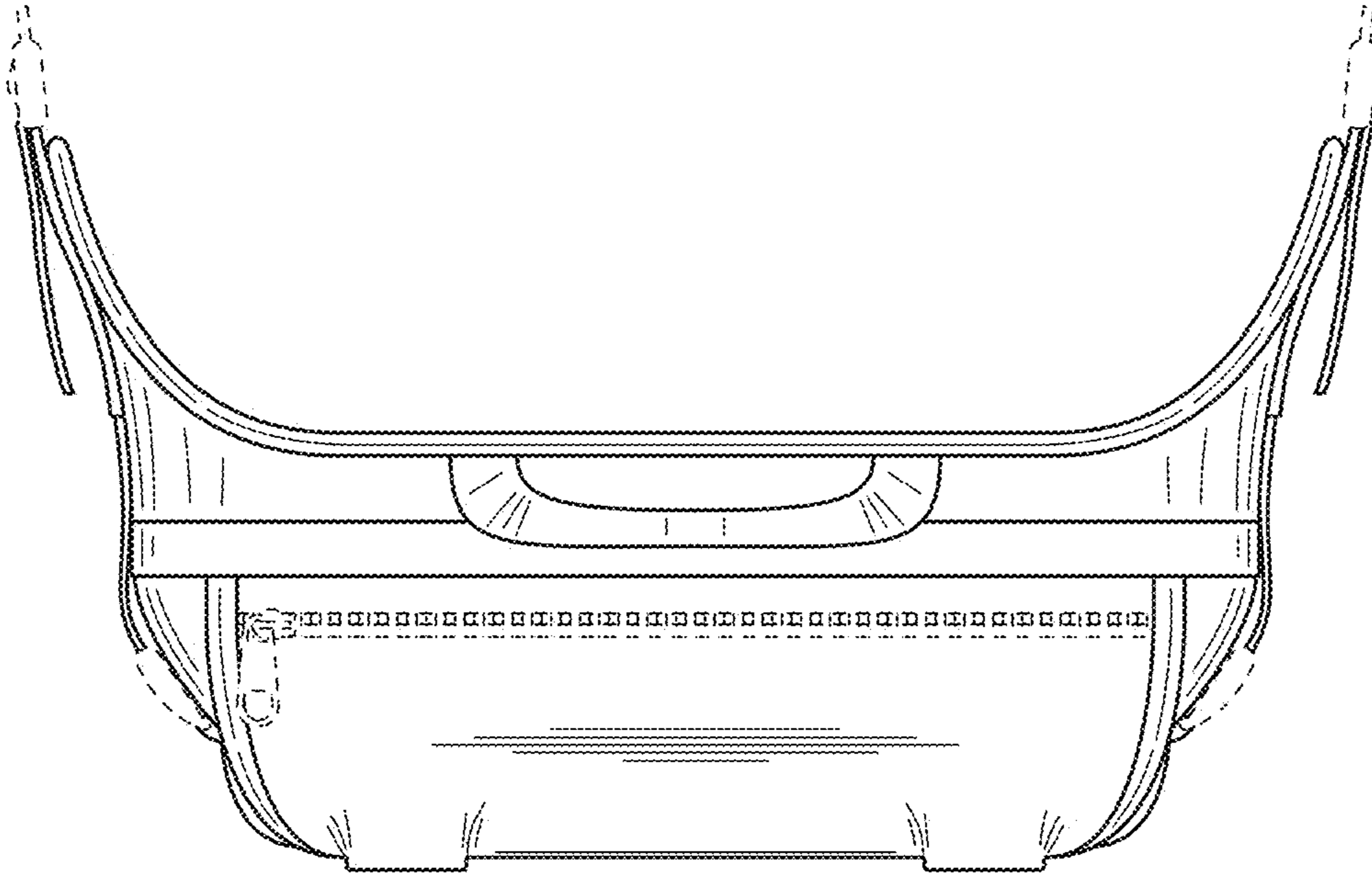


FIG. 6

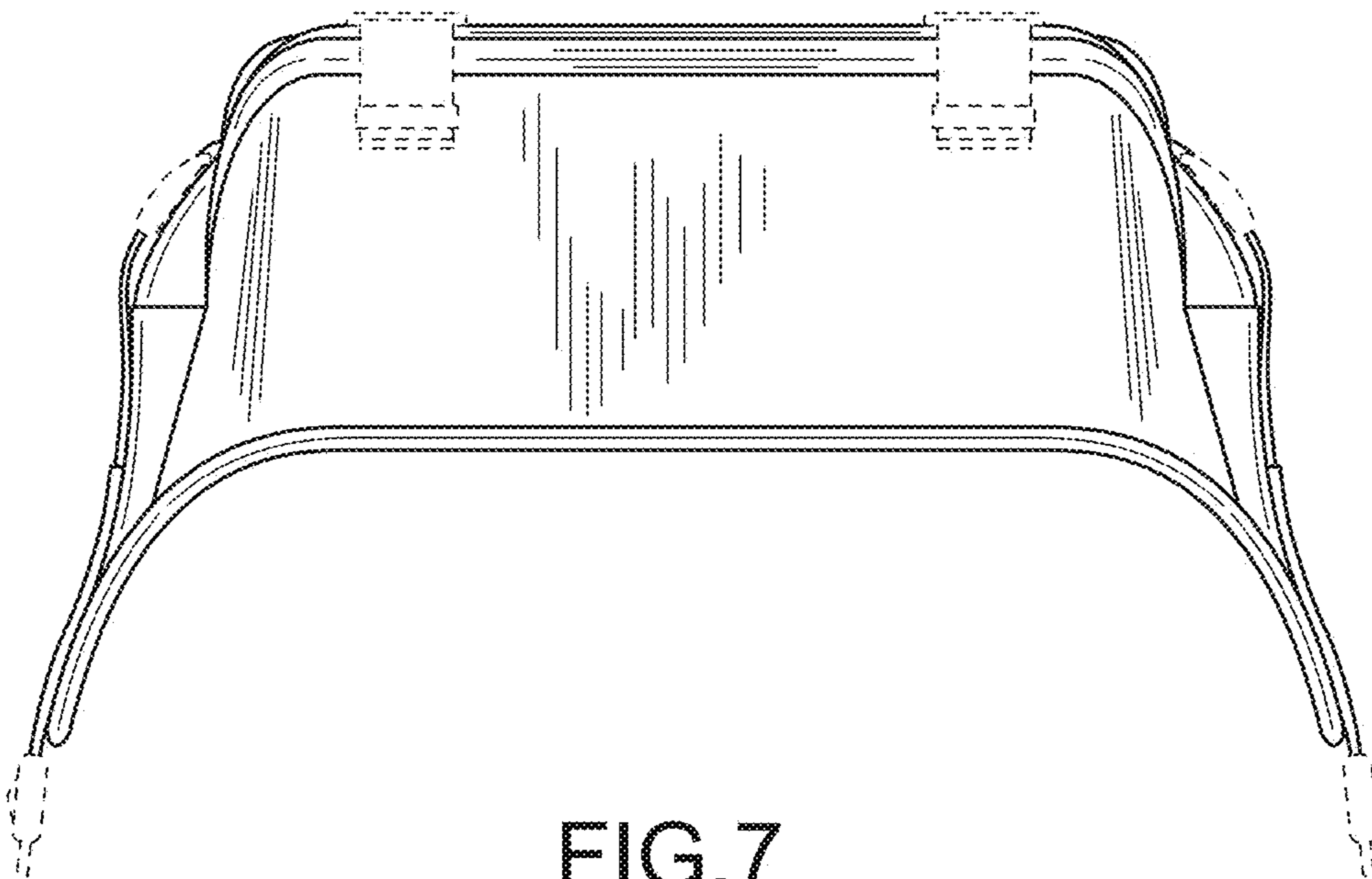


FIG. 7