



US00D758063S

(12) **United States Design Patent**
Naka et al.

(10) **Patent No.:** **US D758,063 S**
(45) **Date of Patent:** **** Jun. 7, 2016**

(54) **CROCHET HOOK**

(71) Applicant: **Yachiyo Industrial Co., Ltd.**,
Hiroshima-shi, Hiroshima (JP)

(72) Inventors: **Namiko Naka**, Hiroshima (JP);
Tatsuhisa Nomura, Hiroshima (JP);
Kiyoko Hashikawa, Hiroshima (JP)

(73) Assignee: **YACHIYO INDUSTRIAL CO., LTD.**,
Hiroshima-shi (JP)

(**) Term: **14 Years**

(21) Appl. No.: **29/512,688**

(22) Filed: **Dec. 22, 2014**

(30) **Foreign Application Priority Data**

Aug. 12, 2014 (JP) D2014-017652

(51) **LOC (10) Cl.** **03-01**

(52) **U.S. Cl.**
USPC **D3/18; D3/28**

(58) **Field of Classification Search**
USPC D3/18, 28; D7/664; D8/83, 94, 107;
D4/104
CPC B25G 1/105; D04B 35/02; D04B 17/04;
D04B 3/00; D05B 85/00; D05B 15/00;
D05B 15/025; D05B 3/08; D05B 3/02;
D05B 85/006; D05B 55/14

See application file for complete search history.

(56) **References Cited**

U.S. PATENT DOCUMENTS

D53,591 S * 7/1919 Hitchcock et al. 66/118
D128,685 S * 8/1941 Chott et al. D4/104
D130,824 S * 12/1941 Jobst et al. D4/104
D136,156 S * 8/1943 Fuller et al. 15/167.1
2,635,444 A * 4/1953 Carlson D04B 3/00
66/118
4,047,397 A * 9/1977 Laliberte D04B 33/00

D251,038 S * 2/1979 Hill 66/1 A
D4/104
D259,976 S * 7/1981 Seelig D4/104

(Continued)

FOREIGN PATENT DOCUMENTS

JP D1269814 S 5/2006
JP D1366058 S 8/2009
JP D1431686 S 1/2012

Primary Examiner — John Windmuller

Assistant Examiner — Steven Czyz

(74) *Attorney, Agent, or Firm* — Westerman, Hattori,
Daniels & Adrian, LLP

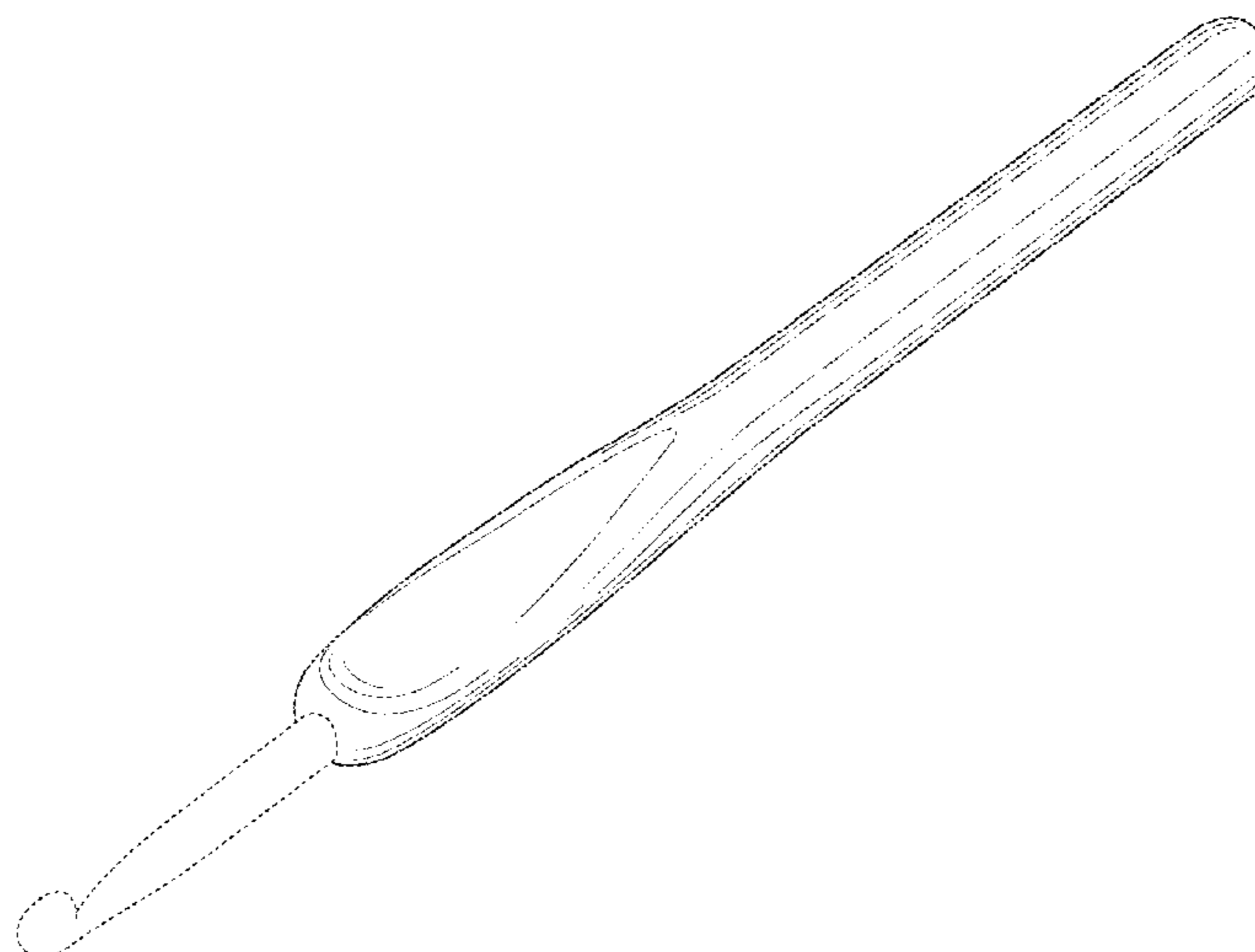
(57) **CLAIM**

An ornamental design for a crochet hook, as shown and
described.

DESCRIPTION

FIG. 1 is a front view of a crochet hook showing our new
design, the rear being a mirror image thereof;
FIG. 2 is a plan view thereof;
FIG. 3 is a bottom view thereof;
FIG. 4 is a right side view thereof;
FIG. 5 is a left side view thereof;
FIG. 6 is a cross-sectional view taken along line 6-6 of FIG. 1;
FIG. 7 is a cross-sectional view taken along line 7-7 of FIG. 1;
FIG. 8 is a cross-sectional view taken along line 8-8 of FIG. 1;
FIG. 9 is a cross-sectional view taken along line 9-9 of FIG. 1;
FIG. 10 is a cross-sectional view taken along line 10-10 of
FIG. 1;
FIG. 11 is a cross-sectional view taken along line 11-11 of
FIG. 6;
FIG. 12 is a cross-sectional view taken along line 12-12 of
FIG. 6; and,
FIG. 13 is a perspective view thereof.
The broken lines depict portions of the article that form no
part of the claimed design.

1 Claim, 5 Drawing Sheets



(56)

References Cited

U.S. PATENT DOCUMENTS

D270,783 S * 10/1983 Okada D3/28
 D273,724 S * 5/1984 Gillow D4/104
 D277,430 S * 2/1985 Okada D3/18
 D278,662 S * 5/1985 Fay D4/104
 D281,202 S * 11/1985 Thompson D4/104
 D334,474 S * 4/1993 Saucedo D4/104
 D345,290 S * 3/1994 Sauber D8/107
 D346,697 S * 5/1994 O'Conke D4/104
 D347,736 S * 6/1994 Schneider D4/104
 D349,605 S * 8/1994 Schneider D4/104
 D358,032 S * 5/1995 Schneider D4/104
 D365,209 S * 12/1995 Plummer D4/104

D382,702 S * 8/1997 Matuo D3/28
 D413,431 S * 9/1999 Allender D3/28
 D414,328 S * 9/1999 Shotton D3/28
 D452,615 S * 1/2002 Cheong D4/104
 6,353,959 B1 * 3/2002 Thomas, V A46B 5/02
 15/143.1
 D548,453 S * 8/2007 Mihara D3/28
 D633,113 S * 2/2011 Selter D15/66
 D663,109 S * 7/2012 Oe D3/28
 D701,039 S * 3/2014 Sasur D3/18
 D701,040 S * 3/2014 Hatcher D3/18
 D744,743 S * 12/2015 Szymanski D3/28
 D745,261 S * 12/2015 Szymanski D3/28
 2015/0361602 A1 * 12/2015 Larsen D04B 3/02
 66/118

* cited by examiner

Fig. 1

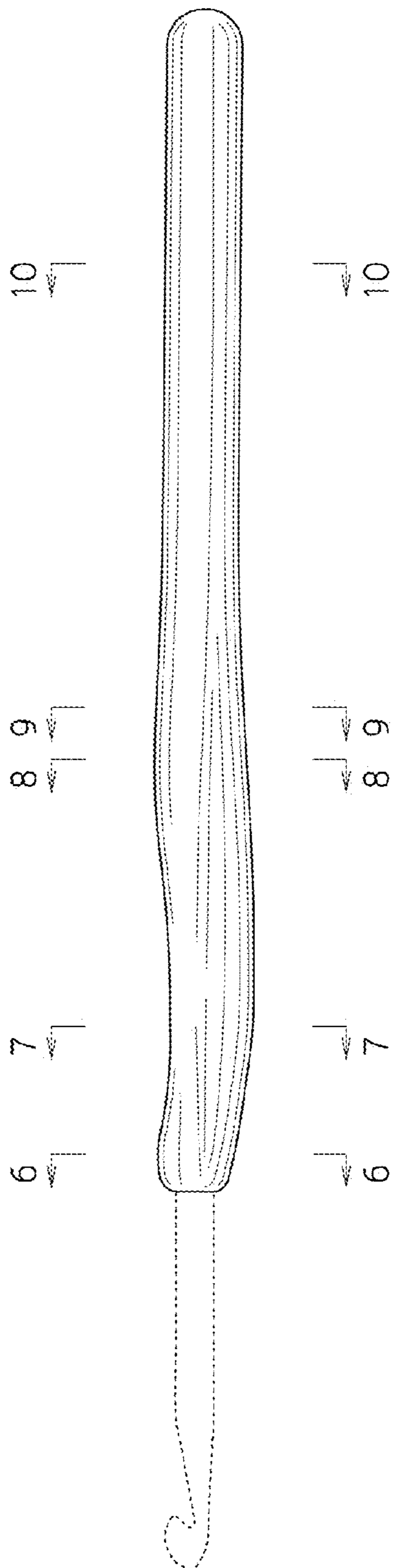


Fig. 2

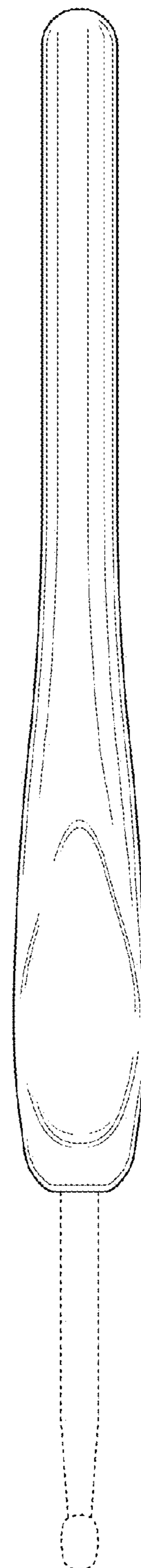


Fig. 3




Fig. 4

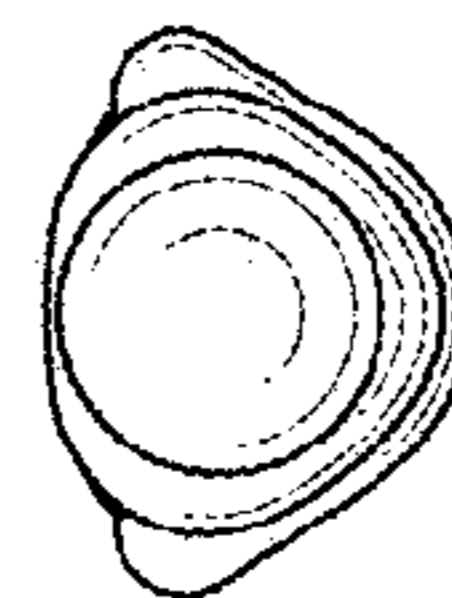


Fig. 5



Fig. 6

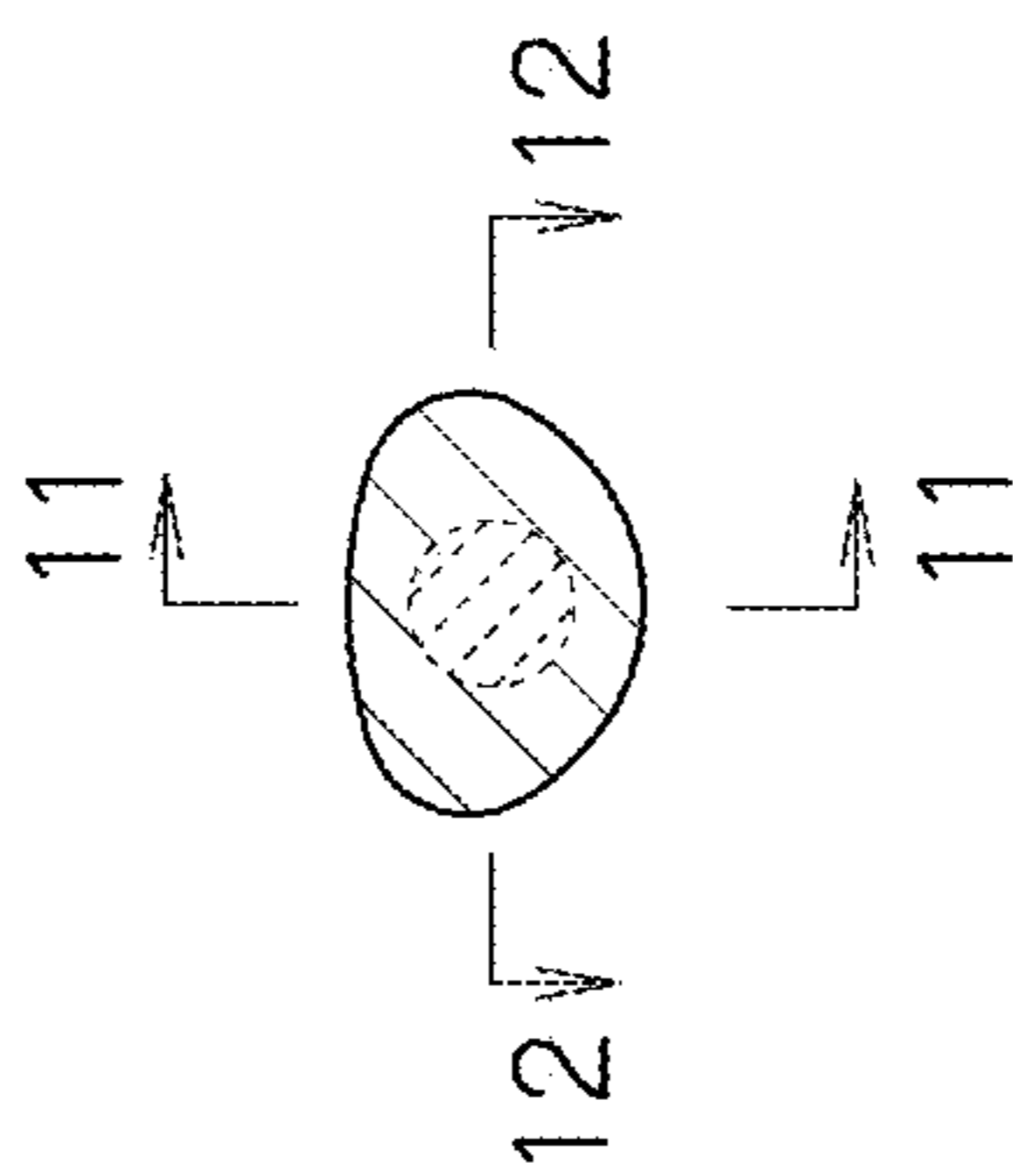


Fig. 7

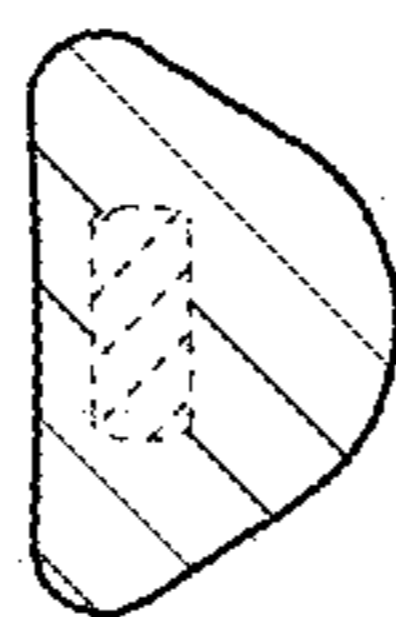


Fig. 8

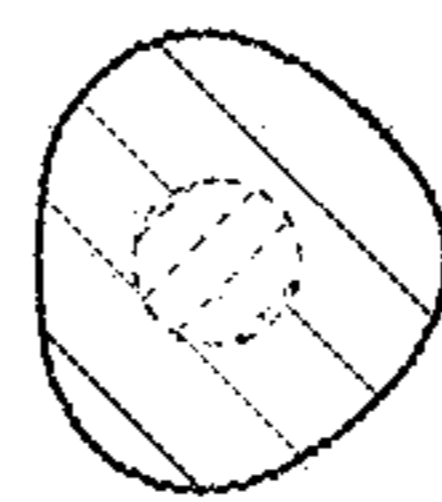


Fig. 9

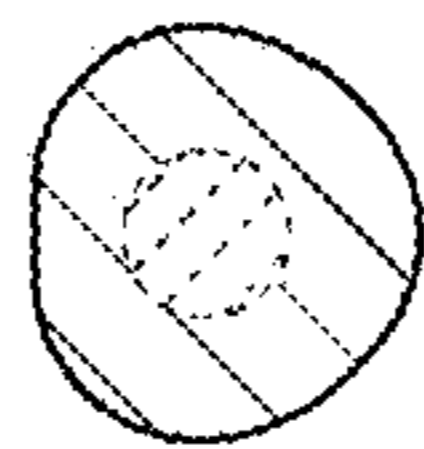


Fig. 10

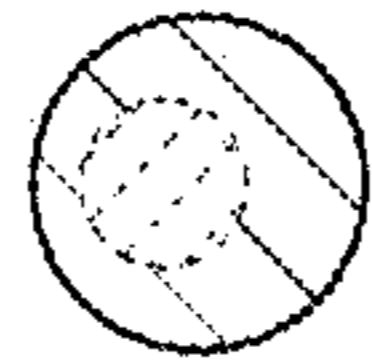


Fig. 11

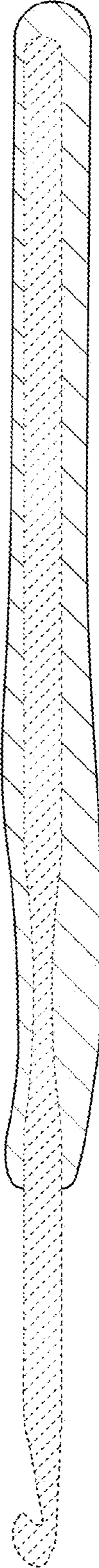
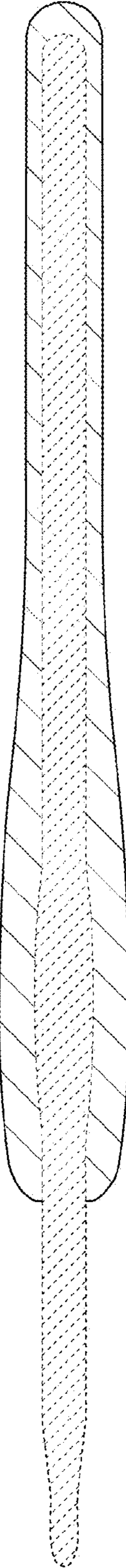


Fig. 12



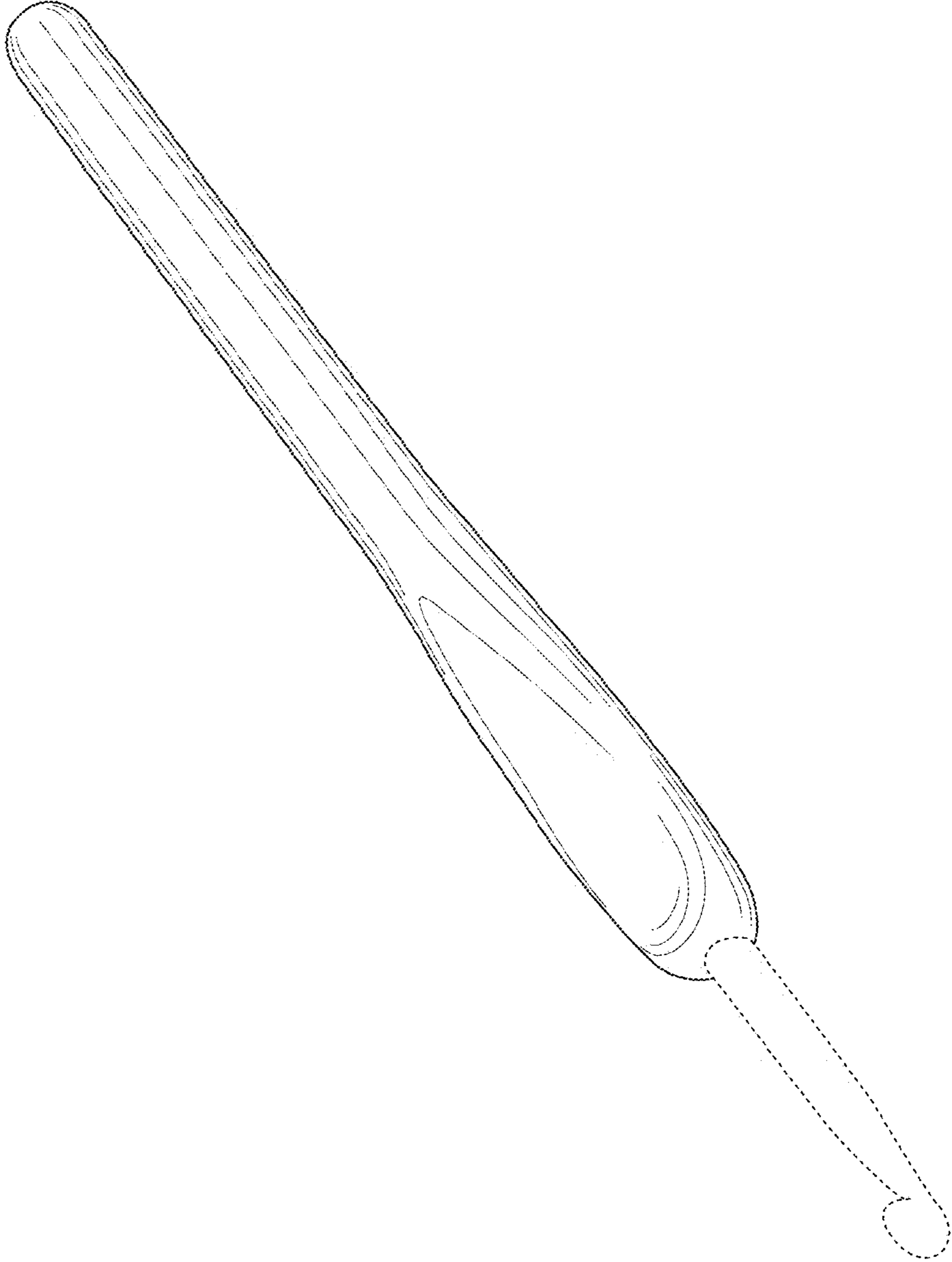


Fig. 13