



US00D758060S

(12) **United States Design Patent**
Fallon et al.

(10) **Patent No.:** **US D758,060 S**
(45) **Date of Patent:** **** Jun. 7, 2016**

(54) **SHOE UPPER**

(71) Applicant: **Under Armour, Inc.**, Baltimore, MD (US)

(72) Inventors: **Kevin P. Fallon**, Portland, OR (US);
David Dombrow, Baltimore, MD (US)

(73) Assignee: **Under Armour, Inc.**, Baltimore, MD (US)

(**) Term: **14 Years**

(21) Appl. No.: **29/506,828**

(22) Filed: **Oct. 21, 2014**

Related U.S. Application Data

(63) Continuation of application No. 29/436,177, filed on Nov. 2, 2012, now Pat. No. Des. 718,031.

(51) **LOC (10) Cl.** **02-04**

(52) **U.S. Cl.**
USPC **D2/972**

(58) **Field of Classification Search**
USPC D2/897, 898, 902, 906–908, 944, 969,
D2/972–974; D21/806
See application file for complete search history.

(56) **References Cited**

U.S. PATENT DOCUMENTS

D196,948 S * 11/1963 Roman D21/806
D342,597 S * 12/1993 Clark D2/898
D489,515 S * 5/2004 Ganim et al. D2/898
D586,982 S * 2/2009 Fliri D2/897

D625,906 S * 10/2010 Zhang D2/898
D626,311 S * 11/2010 Zhang D2/898
D630,005 S * 1/2011 Fliri D2/897
D639,535 S * 6/2011 Eggert et al. D2/898
D640,043 S * 6/2011 Buck D2/898
D658,868 S * 5/2012 Chenciner D2/972
D664,744 S * 8/2012 Bramani D2/898
D668,440 S * 10/2012 Chenciner D2/972
D671,299 S * 11/2012 Bramani D2/898
D672,941 S * 12/2012 Bramani D2/898
D674,172 S * 1/2013 Bramani et al. D2/902
D674,173 S * 1/2013 Bramani et al.
D692,644 S * 11/2013 Eck D2/906
D697,289 S * 1/2014 Bramani et al. D2/898
D700,766 S * 3/2014 Bramani et al. D2/902

* cited by examiner

Primary Examiner — Dominic Simone

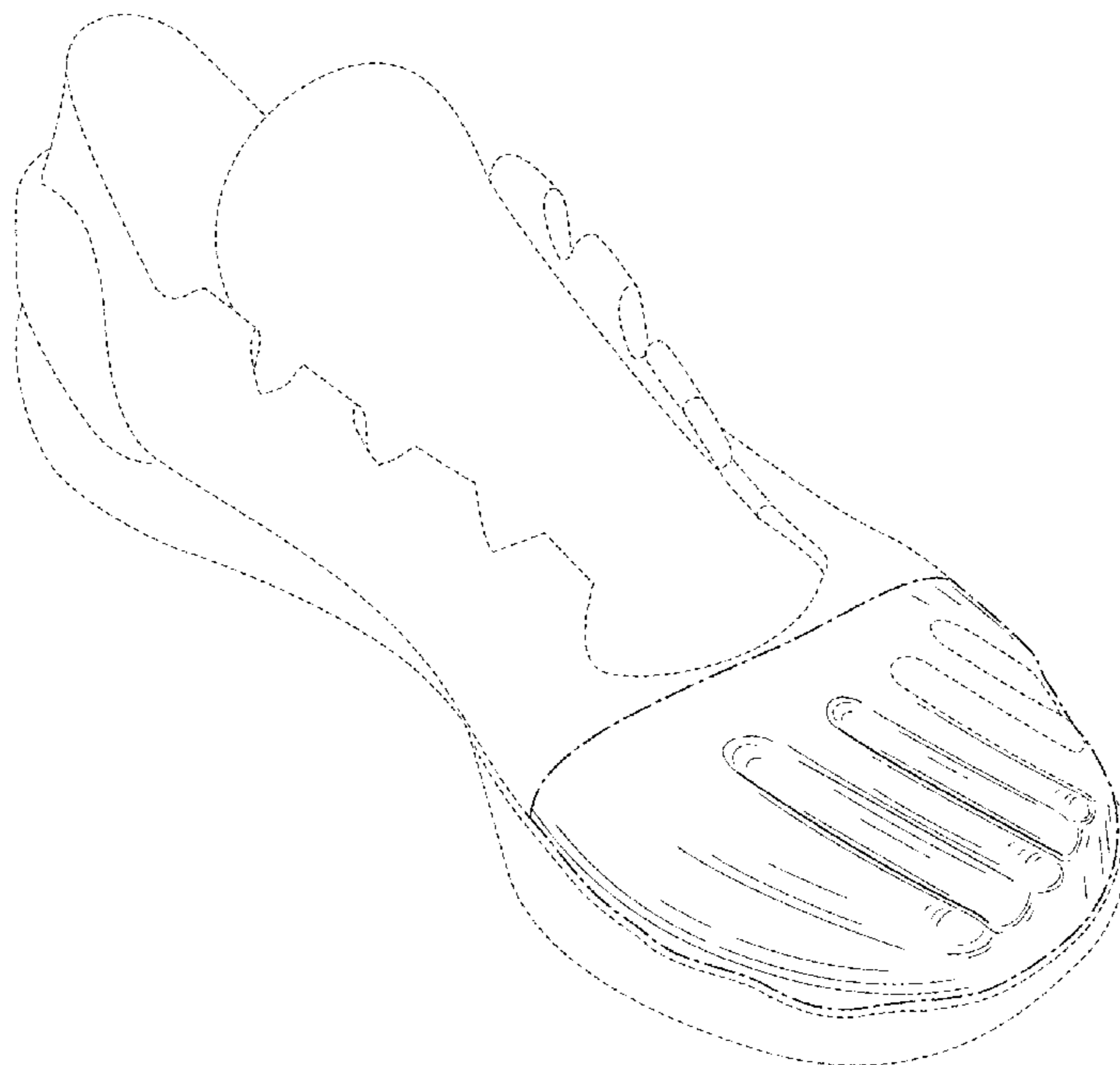
(57) **CLAIM**

The ornamental design for a shoe upper, as shown and described.

DESCRIPTION

FIG. 1 is a perspective view of a shoe upper showing our new design;
FIG. 2 is a top plan view in elevation thereof;
FIG. 3 is a left side view in elevation thereof;
FIG. 4 is a right side view in elevation thereof; and,
FIG. 5 is a front view in elevation thereof.
The broken line illustration of environmental structure in the drawings is not part of the claimed design. The dash-dot line, which defines the bounds of the claimed design, form no part thereof

1 Claim, 5 Drawing Sheets



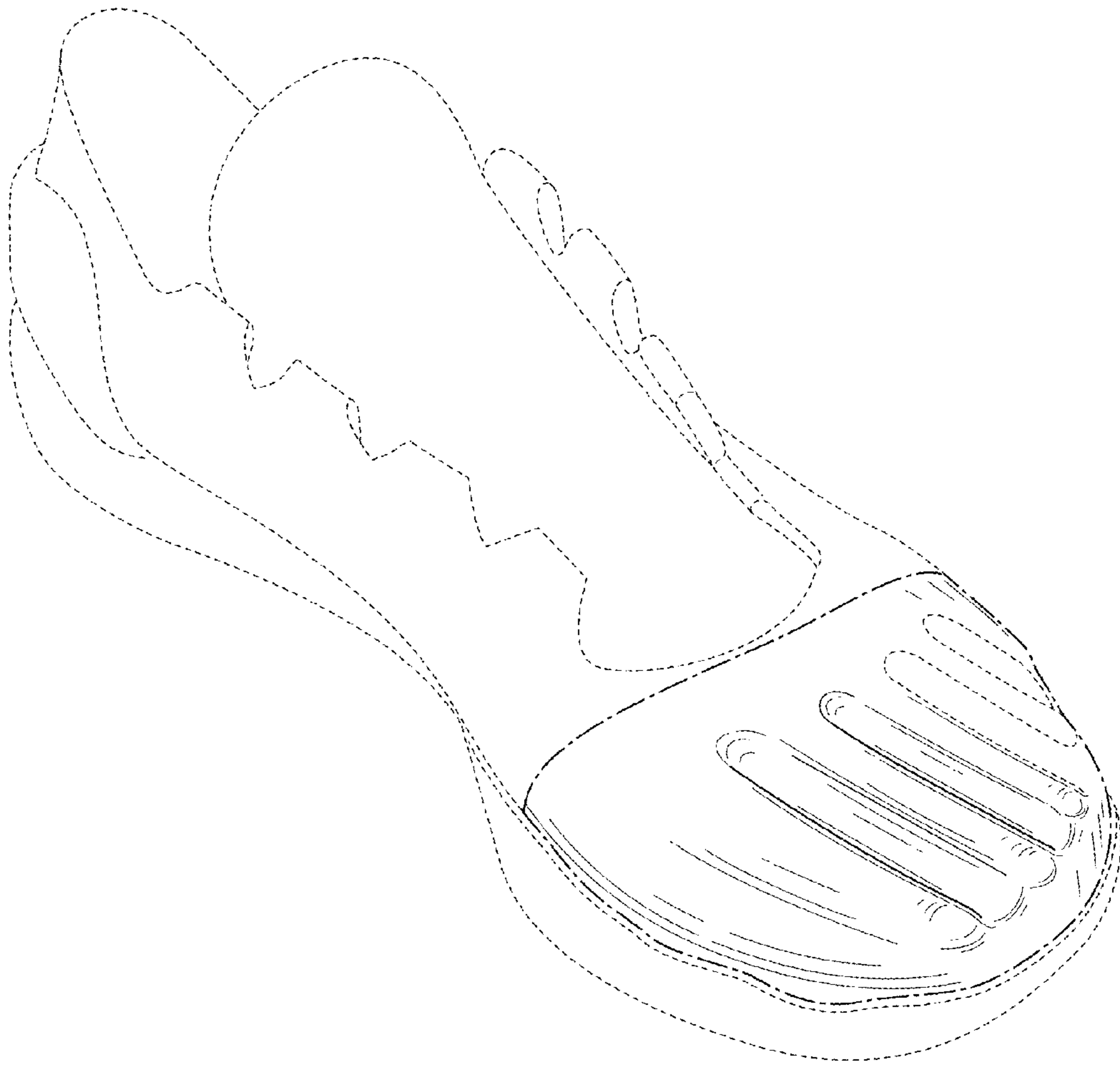


FIG. 1

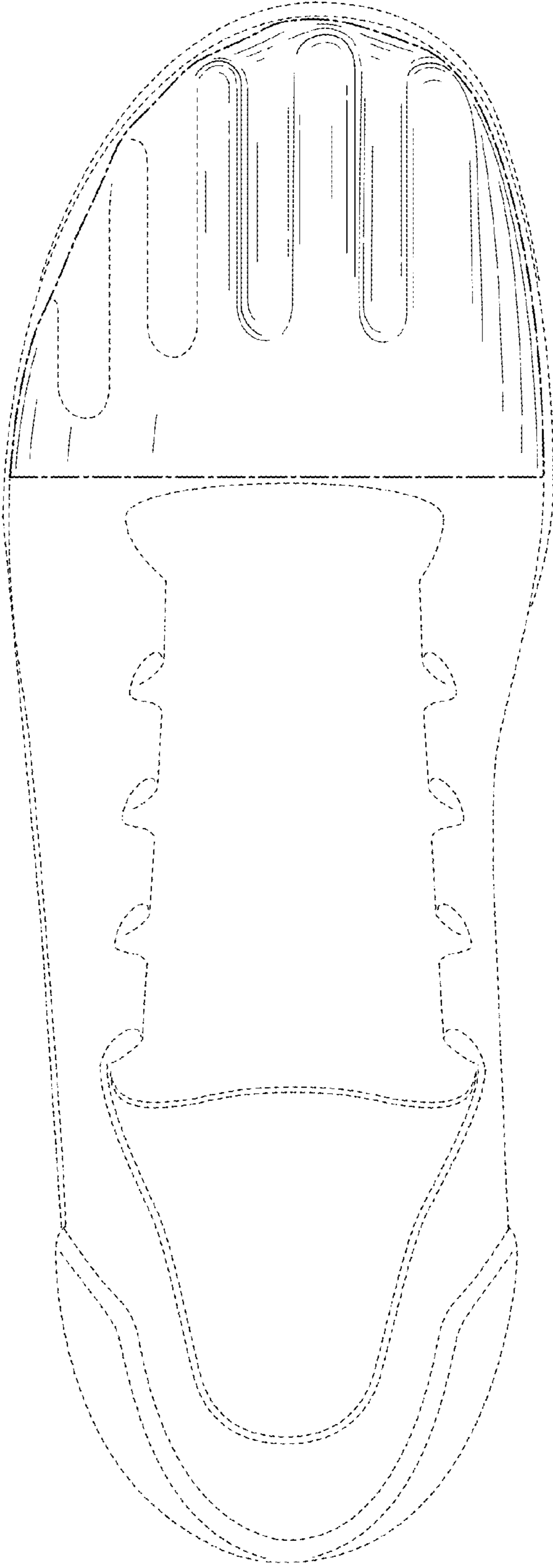


FIG. 2

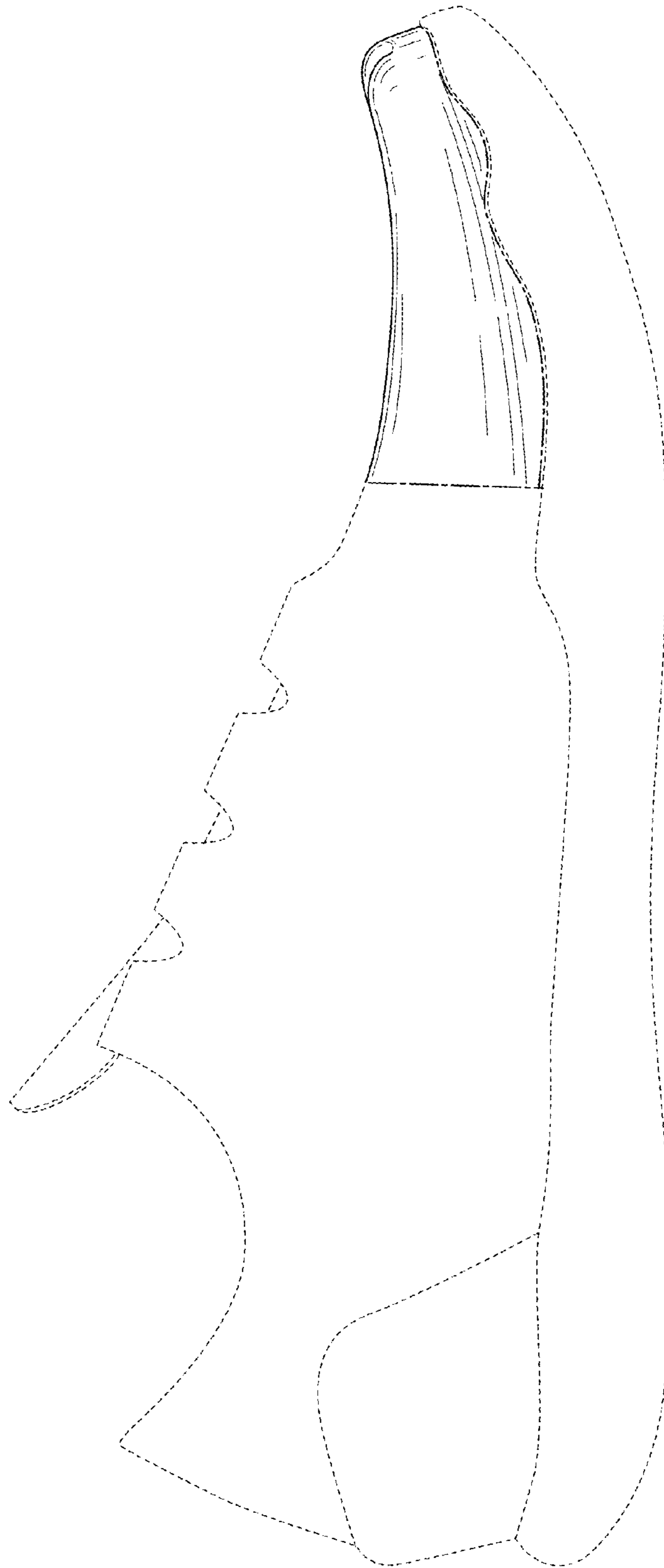


FIG. 3

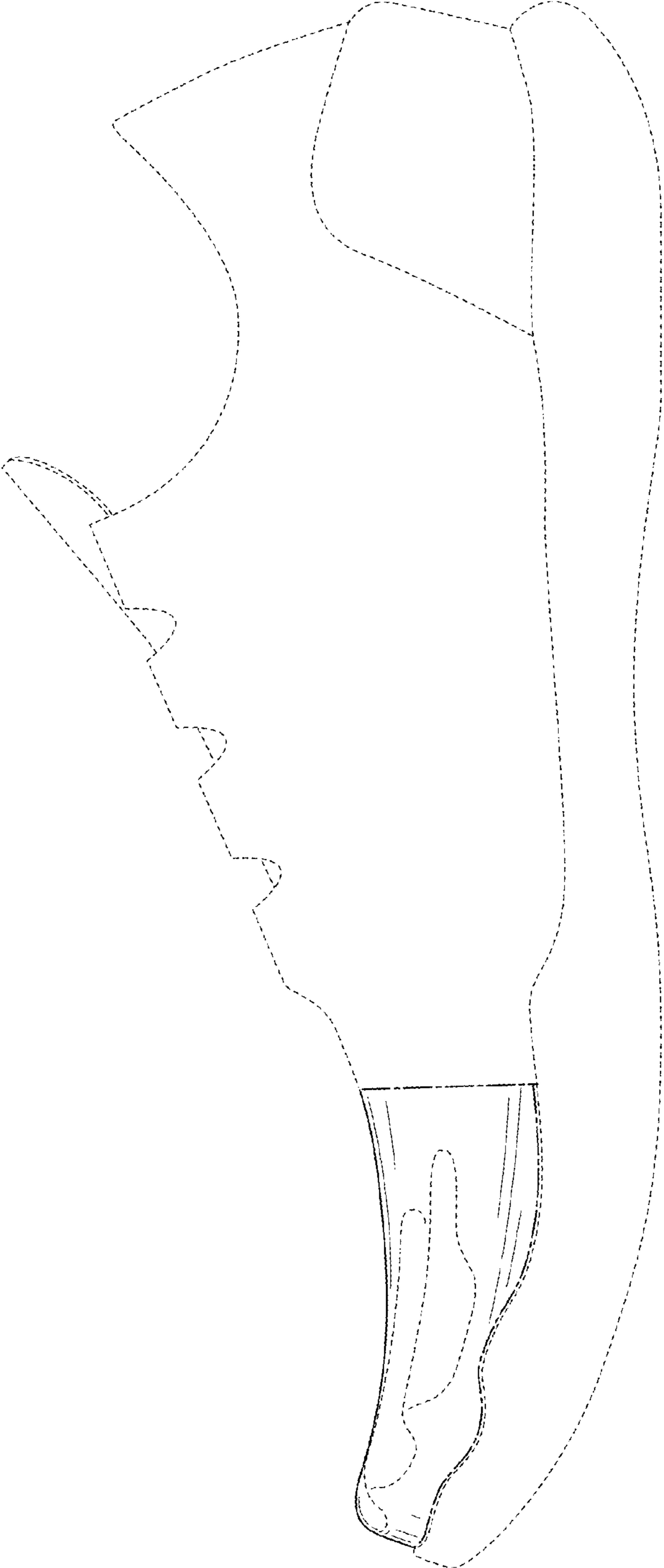


FIG. 4

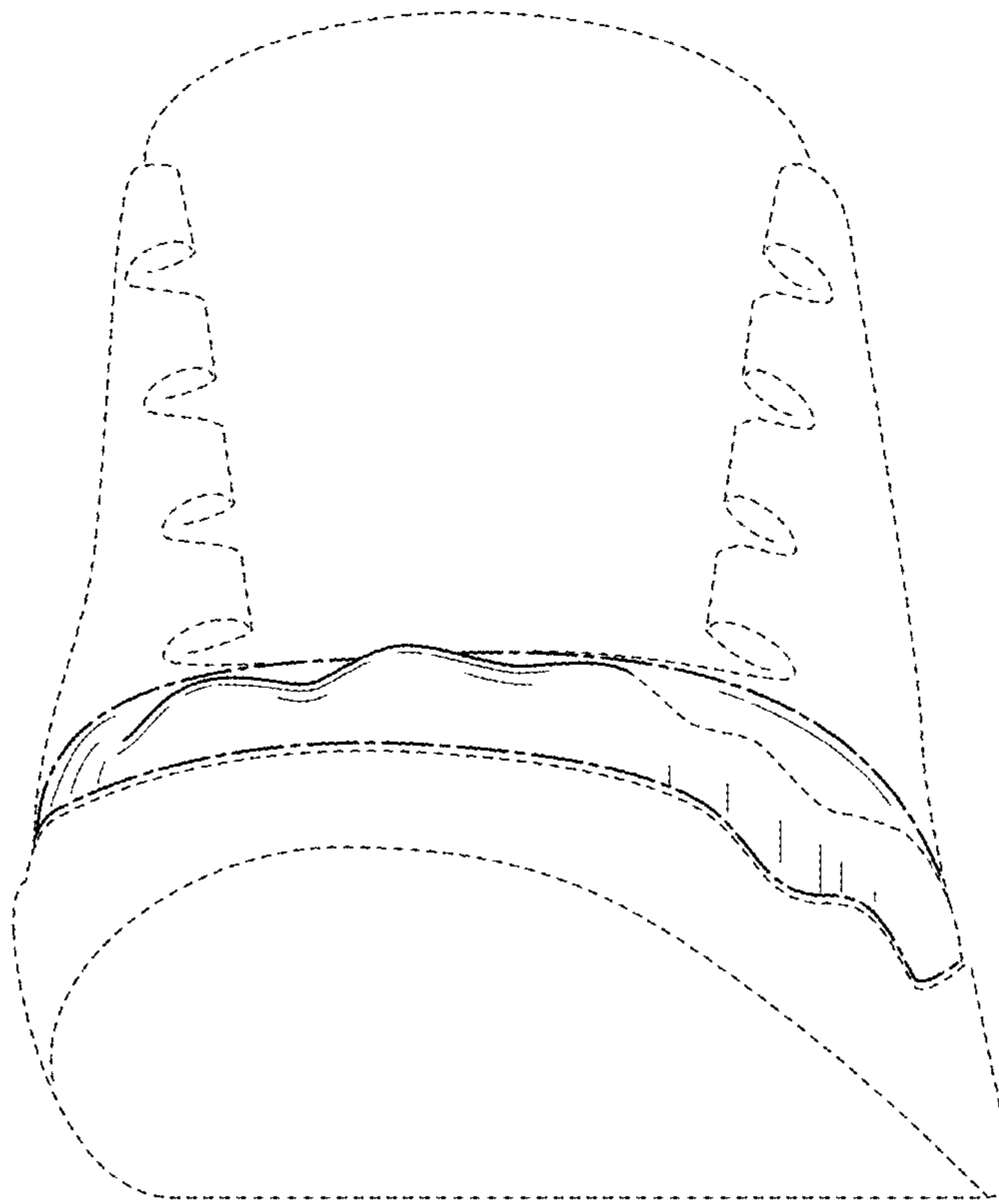


FIG. 5