



US00D758055S

(12) **United States Design Patent**
Ursomarzo

(10) **Patent No.:** **US D758,055 S**
(45) **Date of Patent:** **** Jun. 7, 2016**

- (54) **SHOE**
- (71) Applicant: **Tania Ursomarzo**, New York, NY (US)
- (72) Inventor: **Tania Ursomarzo**, New York, NY (US)
- (**) Term: **14 Years**
- (21) Appl. No.: **29/522,131**
- (22) Filed: **Mar. 27, 2015**
- (51) **LOC (10) Cl.** **02-04**
- (52) **U.S. Cl.**
USPC **D2/939**
- (58) **Field of Classification Search**
USPC D2/896, 910–911, 925–942, 970, 971
CPC A43B 21/00; A43B 21/02; A43B 21/06;
A43B 9/14; A43B 1/0045; A43B 13/10;
A43B 13/12; A43B 23/06; A43B 23/07;
A43B 1/0036; A43B 5/12
See application file for complete search history.

(56) **References Cited**

U.S. PATENT DOCUMENTS

D77,082 S *	12/1928	Fitz Harris	D2/911
D77,345 S *	12/1928	Wilhelm	D2/910
D77,346 S *	12/1928	Wrobel	D2/939
D99,058 S *	3/1936	Troy	D2/929
D101,937 S *	11/1936	Craver	D2/911
D103,586 S *	3/1937	Perugia	D2/910
D103,587 S *	3/1937	Perugia	D2/911
D103,590 S *	3/1937	Perugia	D2/935
D104,054 S *	4/1937	Sholtz	D2/939
D104,055 S *	4/1937	Sholtz	D2/936
D104,469 S *	5/1937	Perugia	D2/911
D104,472 S *	5/1937	Perugia	D2/942
D104,485 S *	5/1937	Weinstat	D2/939
D104,975 S *	6/1937	Turiansky	D2/910
D105,061 S *	6/1937	Odenchrants	D2/939
D105,289 S *	7/1937	Livingston	D2/910
D110,427 S *	7/1938	Benjamin	D2/910

D111,280 S *	9/1938	Elkin	D2/910
D111,856 S *	10/1938	Perugia	D2/927
D111,857 S *	10/1938	Perugia	D2/932
D119,160 S *	2/1940	Calderazzo	D2/928
D150,743 S *	8/1948	Wertheim	D2/931
D166,090 S *	3/1952	Maling	D2/939
D210,511 S *	3/1968	Dorsey	D2/910
D636,168 S *	4/2011	Choi	D2/971

* cited by examiner

Primary Examiner — Dominic Simone

(74) *Attorney, Agent, or Firm* — Meagher Emanuel Laks; Goldberg & Liao, LLP

(57) **CLAIM**

I claim the ornamental design for a shoe, as shown and described.

DESCRIPTION

FIG. 1 is a top outer perspective view of a shoe showing my new design;

FIG. 2 is a top inner perspective view thereof;

FIG. 3 is a top view thereof;

FIG. 4 is a front view thereof;

FIG. 5 is a rear view thereof;

FIG. 6 is an inner side view thereof;

FIG. 7 is an outer side view thereof;

FIG. 8 is a bottom view thereof;

FIG. 9 is a bottom perspective view thereof;

FIG. 10 is a rear inner perspective view thereof;

FIG. 11 is a rear outer perspective view thereof; and,

FIG. 12 is a rear view of an alternate embodiment thereof.

A characteristic feature of the shoe design resides in the shape thereof, including an open outer side portion as shown herein.

The broken line showings of the shoe are for the purposes of illustrating environmental structure and form no part of the claimed design.

1 Claim, 12 Drawing Sheets





FIG. 1



FIG. 2



FIG. 3




FIG. 4




FIG. 5



FIG. 6



FIG. 7



FIG. 8



FIG. 9



FIG. 10



FIG. 11




FIG. 12