



US00D758041S

(12) **United States Design Patent**
Roetheli

(10) **Patent No.:** **US D758,041 S**
(45) **Date of Patent:** **** Jun. 7, 2016**

(54) **PET TREAT**
(71) Applicant: **Pet's Best Life, LLC**, North Kansas
City, MO (US)
(72) Inventor: **Joseph C. Roetheli**, Liberty, MO (US)
(73) Assignee: **PET'S BEST LIFE, LLC**, North
Kansas City, MO (US)

3,992,010 A * 11/1976 Mattenson A63F 3/00097
273/153 R
D279,538 S * 7/1985 Throm D7/357
4,568,596 A * 2/1986 Johnson B29C 47/0021
204/168
4,578,899 A * 4/1986 Katila F02B 71/045
47/86
D376,837 S * 12/1996 Peddicord D23/207
D392,466 S * 3/1998 Kendall D5/53
D555,034 S * 11/2007 Van de Wetering D11/134
D692,674 S * 11/2013 Clerici D5/63

(**) Term: **15 Years**
(21) Appl. No.: **29/547,132**
(22) Filed: **Dec. 1, 2015**

Related U.S. Application Data

(62) Division of application No. 29/491,429, filed on May
21, 2014, now Pat. No. Des. 747,066.
(51) **LOC (10) Cl.** **01-01**
(52) **U.S. Cl.**
USPC **D1/106**
(58) **Field of Classification Search**
USPC D1/100-130, 199; 426/104, 108, 138,
426/391, 549, 808, 94, 143, 559, 560;
D11/12, 24, 40, 43, 79, 86, 95;
D24/101-104; 446/118, 128; D21/484,
D21/499, 503, 335, 341, 346, 307; D9/707,
D9/756; 273/261, 267, 271, 276
CPC A23G 3/50; A23G 3/54; A23J 3/26;
A23L 1/0067
See application file for complete search history.

(56) **References Cited**

U.S. PATENT DOCUMENTS

D45,899 S * 6/1914 Ward D1/121
D45,900 S * 6/1914 Ward D1/121
D47,061 S * 3/1915 Ward 426/144
D51,881 S * 3/1918 Evans 220/23.8
D110,860 S * 8/1938 Feldmann D21/346

OTHER PUBLICATIONS

Shannon Marie. "Hard Candy." Forks Knives and Spades. Sep. 27,
2011. Web. Mar. 16, 2016. <<http://forksknivesandspades.blogspot.com/2011/09/hard-candy.html>>.*

* cited by examiner

Primary Examiner — Garth Rademaker
Assistant Examiner — Katie S Mroczka

(74) *Attorney, Agent, or Firm* — Hovey Williams LLP

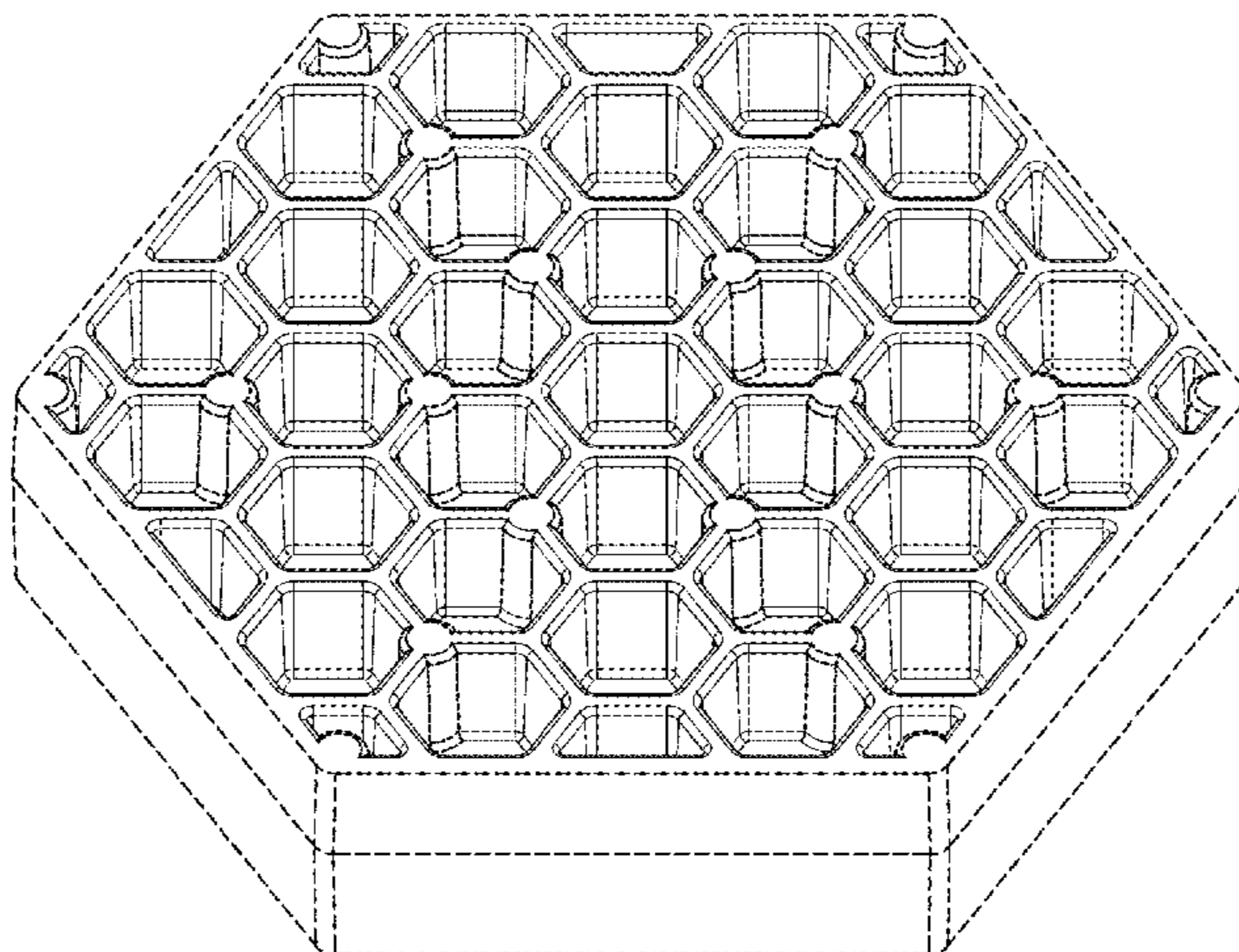
(57) **CLAIM**

The ornamental design for a pet treat, as shown and described.

DESCRIPTION

FIG. 1 is a top perspective view of a pet treat in accordance
with the present invention;
FIG. 2 is a bottom perspective view of the pet treat shown in
FIG. 1;
FIG. 3 is a top plan view of the pet treat shown in FIGS. 1-2;
FIG. 4 is a front elevational view of the pet treat shown in
FIGS. 1-3;
FIG. 5 is a side elevational view of the pet treat shown in
FIGS. 1-4; and,
FIG. 6 is a bottom plan view of the pet treat shown in FIGS.
1-5.
The broken lines in FIGS. 1-6 represent portions of the pet
treat that form no part of the claimed design.

1 Claim, 3 Drawing Sheets



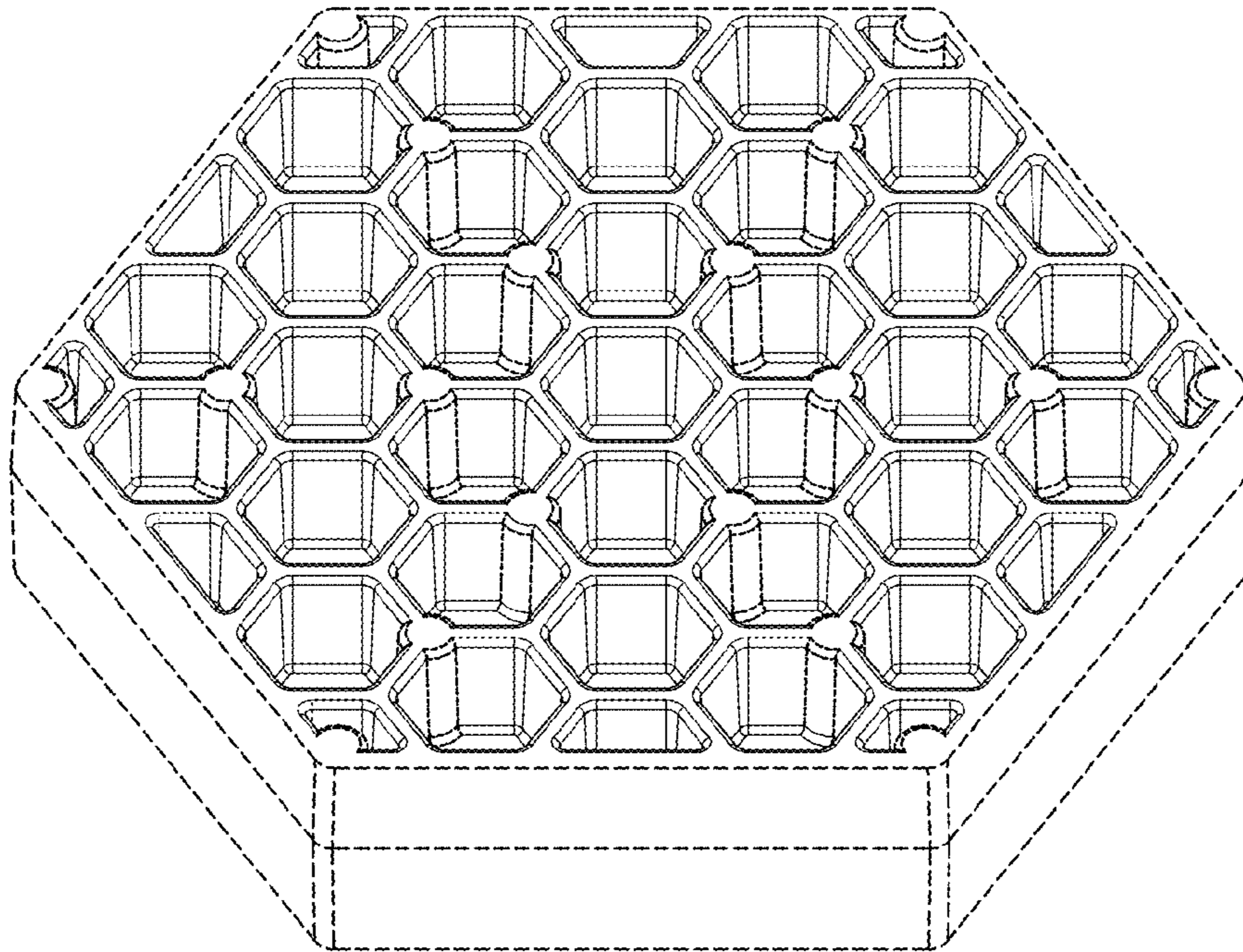


Fig. 1.

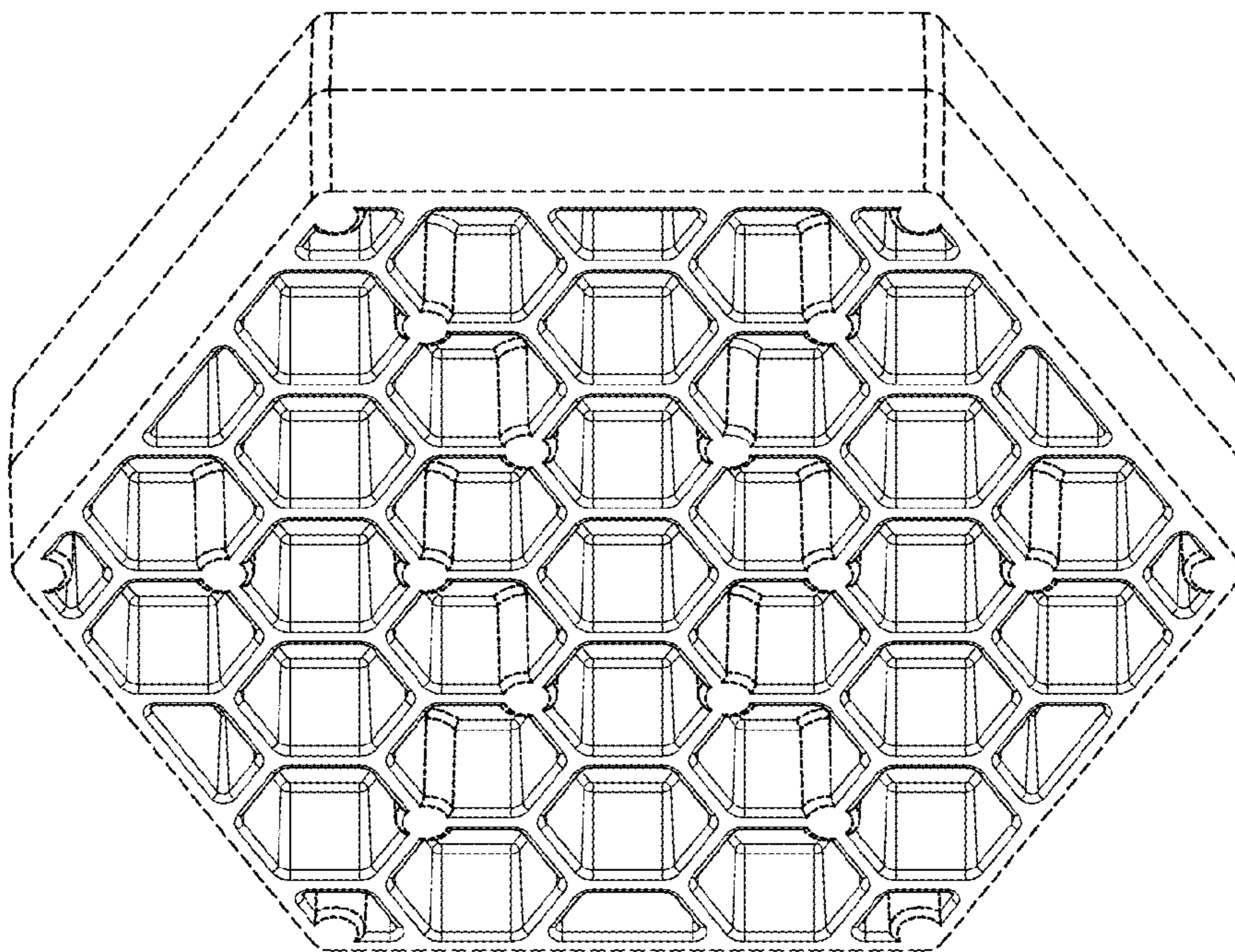


Fig. 2.

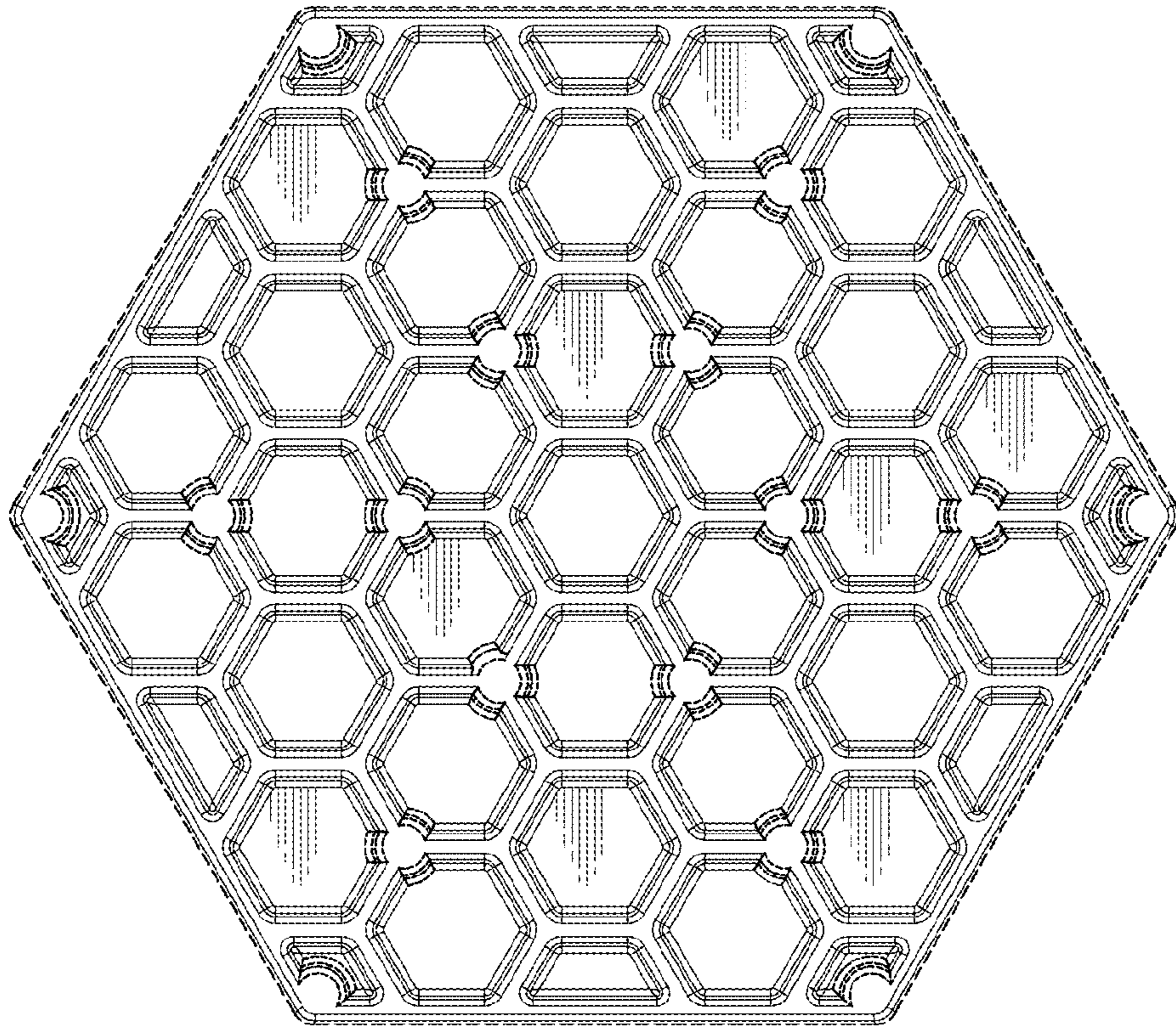


Fig. 3.




Fig. 4.

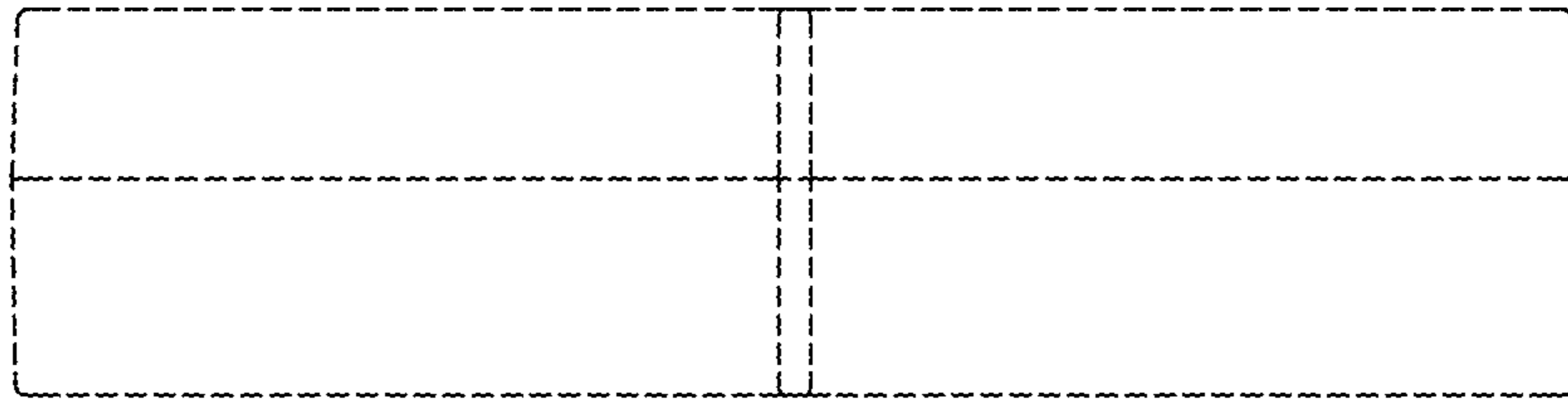


Fig. 5.

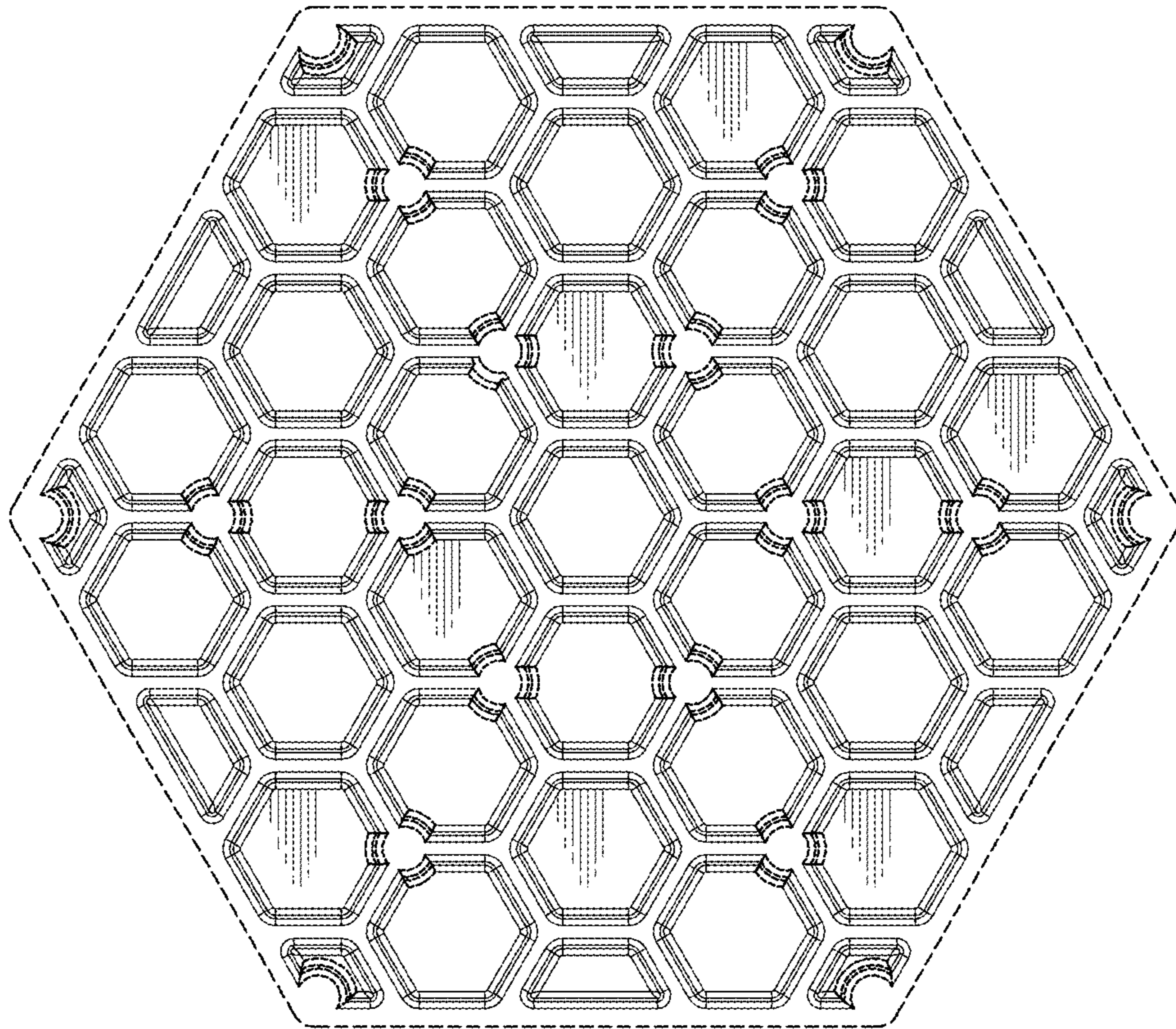


Fig. 6.