



US00D758027S

(12) **United States Design Patent**  
**Luang**

(10) **Patent No.:** **US D758,027 S**  
(45) **Date of Patent:** **\*\* May 31, 2016**

- (54) **BABY GARMENT SANITIZER**
- (71) Applicant: **KONINKLIJKE PHILIPS N.V.**,  
Eindhoven (NL)
- (72) Inventor: **Tan Mui Luang**, Singapore (HK)
- (73) Assignee: **KONINKLIJKE PHILIPS N.V.**,  
Eindhoven (NL)
- (\*\*) Term: **14 Years**
- (21) Appl. No.: **29/517,345**
- (22) Filed: **Feb. 12, 2015**
- (30) **Foreign Application Priority Data**  
Sep. 3, 2014 (EM) ..... 002529917-0002
- (51) **LOC (10) Cl.** ..... **15-05**
- (52) **U.S. Cl.**  
USPC ..... **D32/6**
- (58) **Field of Classification Search**  
USPC ..... D32/6, 7, 25, 29.1  
CPC ..... D06F 23/04; D06F 33/02; D06F 39/02;  
D06F 2204/065; D06F 25/00; D06F 35/006  
See application file for complete search history.

D235,369 S *	6/1975	Dykes	.....	D32/6
4,631,934 A *	12/1986	Imanishi	.....	D06F 23/04 68/154
D300,279 S *	3/1989	Umehara	.....	D32/6
D313,679 S *	1/1991	Sakamoto	.....	D32/6
5,783,918 A *	7/1998	Choi	.....	G05B 19/042 312/319.5
D446,890 S *	8/2001	Cho	.....	D32/6
D460,588 S *	7/2002	Son	.....	D32/6
D465,307 S *	11/2002	Du	.....	D32/6
D470,632 S *	2/2003	Oda	.....	D32/6
D503,835 S *	4/2005	Oda	.....	D32/6
D516,258 S *	2/2006	Matsusaki	.....	D32/1
D519,692 S *	4/2006	Jun	.....	D32/6
D536,903 S *	2/2007	Bixby	.....	D32/6
D613,466 S *	4/2010	Kim	.....	D32/6
D640,430 S *	6/2011	Jee	.....	D32/6
D657,507 S *	4/2012	Dash	.....	D32/6
D663,907 S *	7/2012	Jeon	.....	D32/6
D704,907 S *	5/2014	Yoo	.....	D32/6
D729,995 S *	5/2015	Song	.....	D32/6
D732,762 S *	6/2015	Joo	.....	D32/6

\* cited by examiner

*Primary Examiner* — Michael A. Pratt  
*Assistant Examiner* — Michelle E Wilson

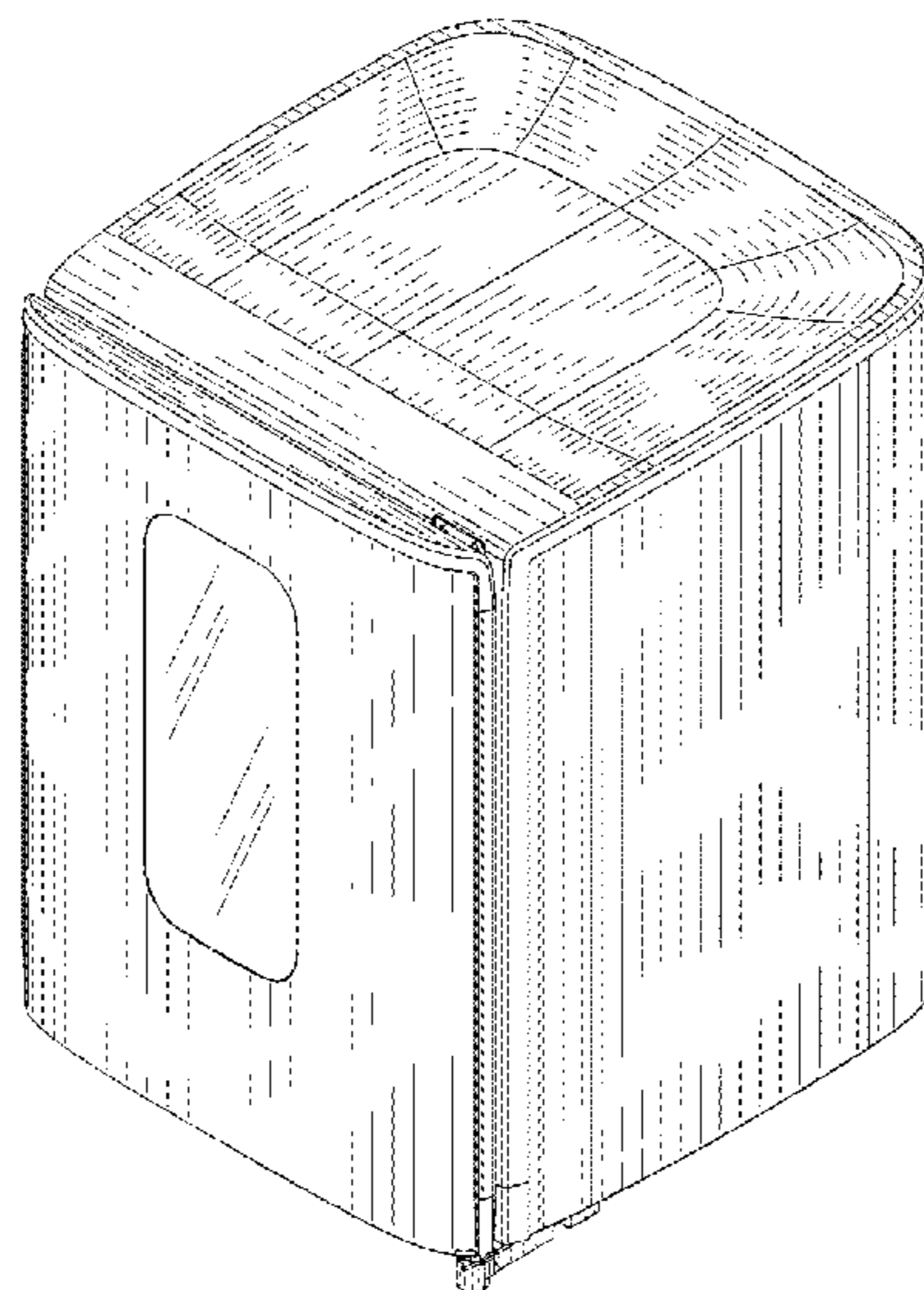
(57) **CLAIM**  
The ornamental design for a baby garment sanitizer, as shown.

**DESCRIPTION**

FIG. 1 is a perspective view showing my design;  
FIG. 2 is a front elevational view thereof;  
FIG. 3 is a rear elevational view thereof;  
FIG. 4 is a right side elevational view thereof;  
FIG. 5 is a left side elevational view thereof;  
FIG. 6 is a top plan view thereof; and,  
FIG. 7 is a bottom plan view thereof.

**1 Claim, 4 Drawing Sheets**

- (56) **References Cited**  
U.S. PATENT DOCUMENTS
- D60,481 S \* 2/1922 Upton ..... D25/33
- D93,101 S \* 8/1934 Guild ..... D32/6
- D95,062 S \* 4/1935 Patten ..... 68/3 R
- D96,789 S \* 9/1935 Walker ..... D32/6
- D96,791 S \* 9/1935 Walker ..... D32/6
- D103,703 S \* 3/1937 Voss ..... D32/6
- D139,126 S \* 10/1944 Gerhardt ..... D32/6
- D168,292 S \* 12/1952 Dreyfuss ..... 68/22 A






FIG. 1

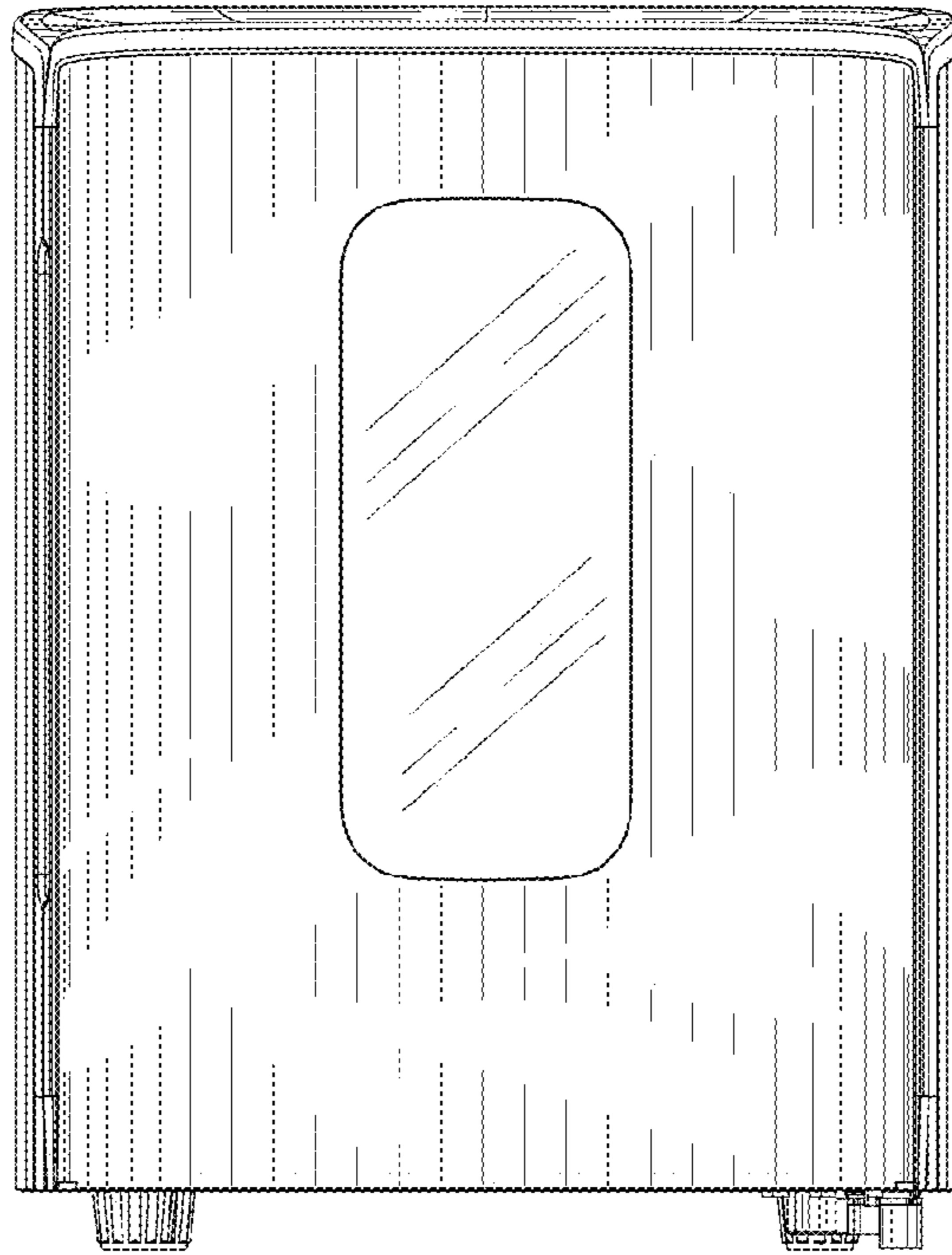


FIG. 2

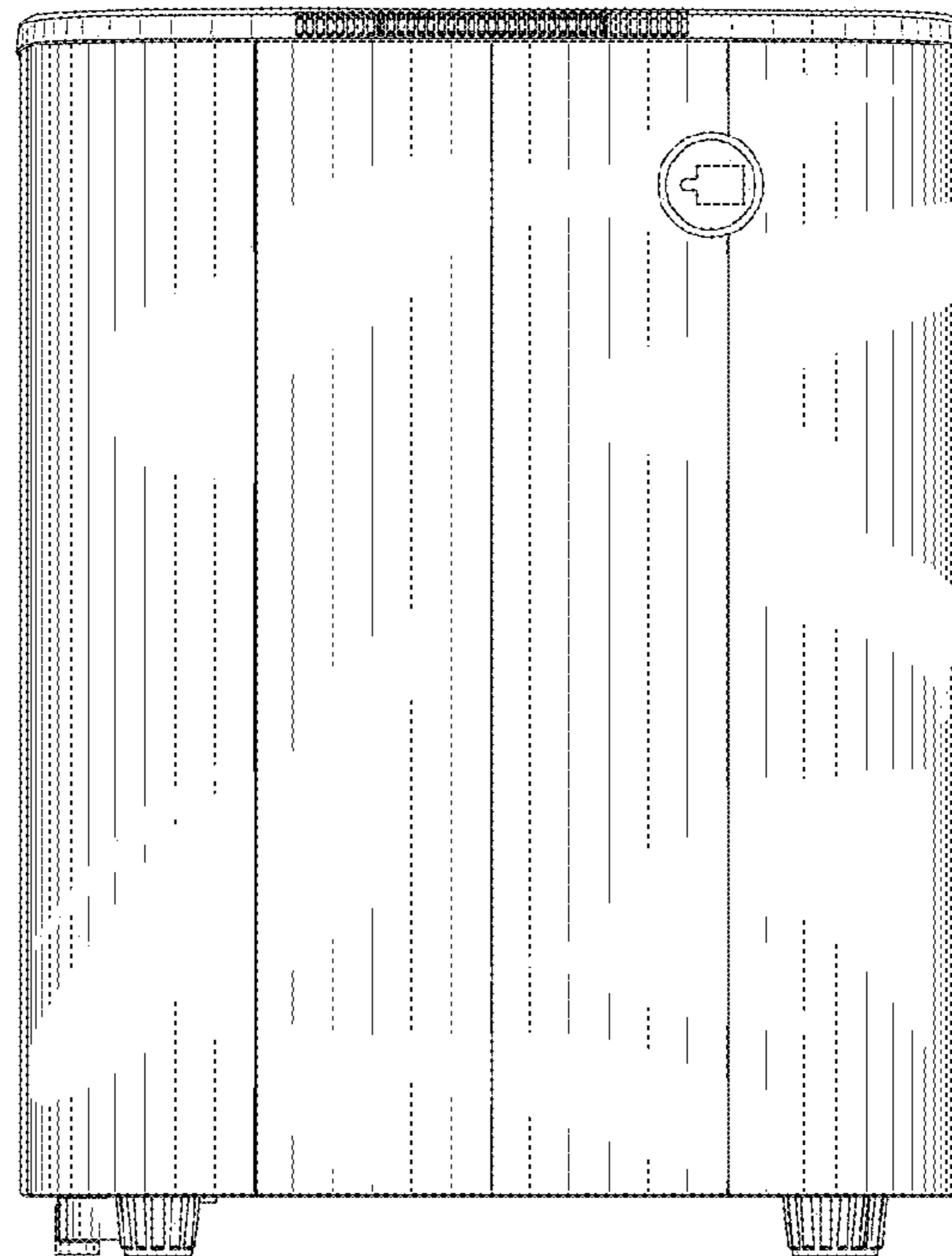


FIG. 3

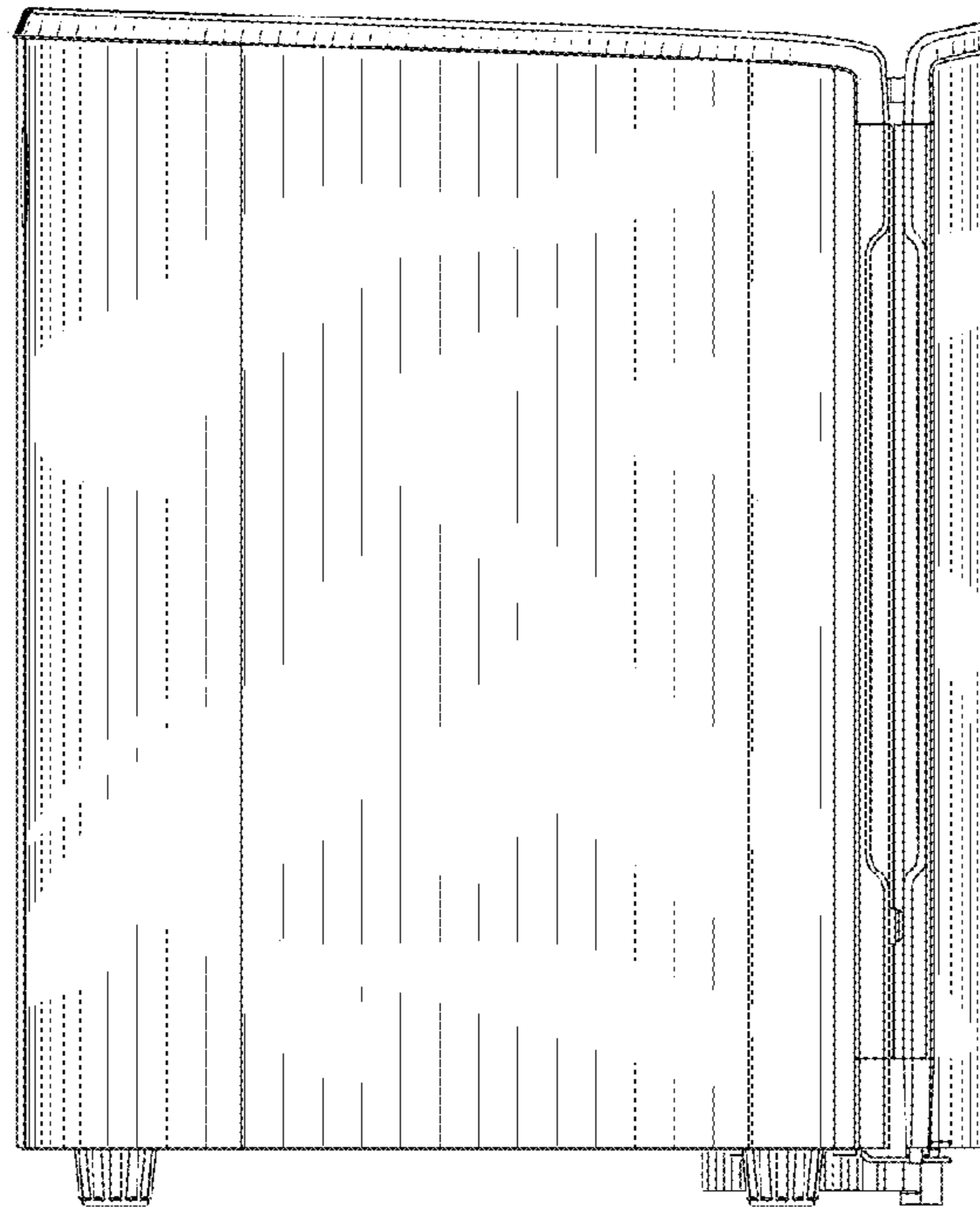


FIG. 4




FIG. 5

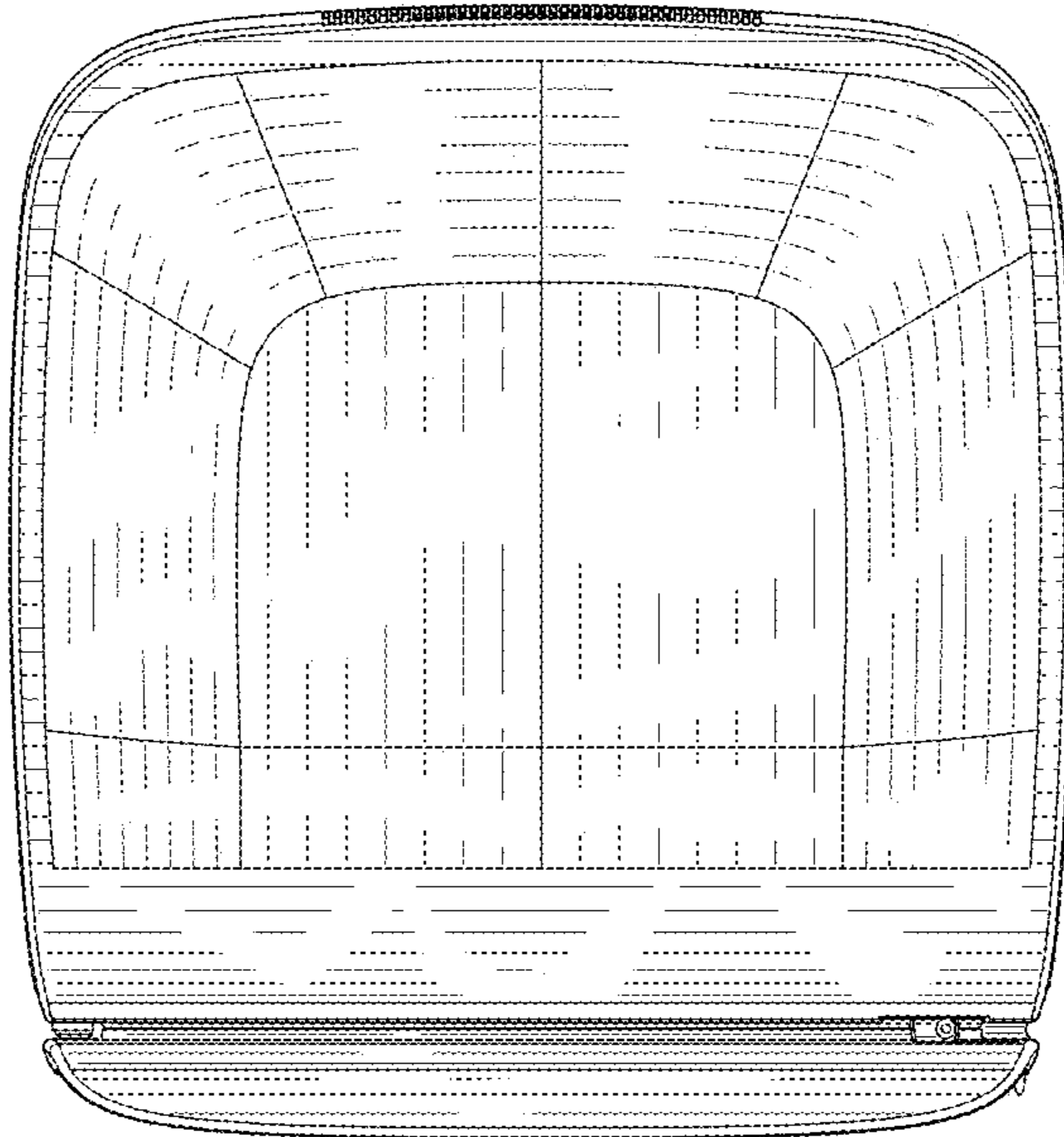


FIG. 6

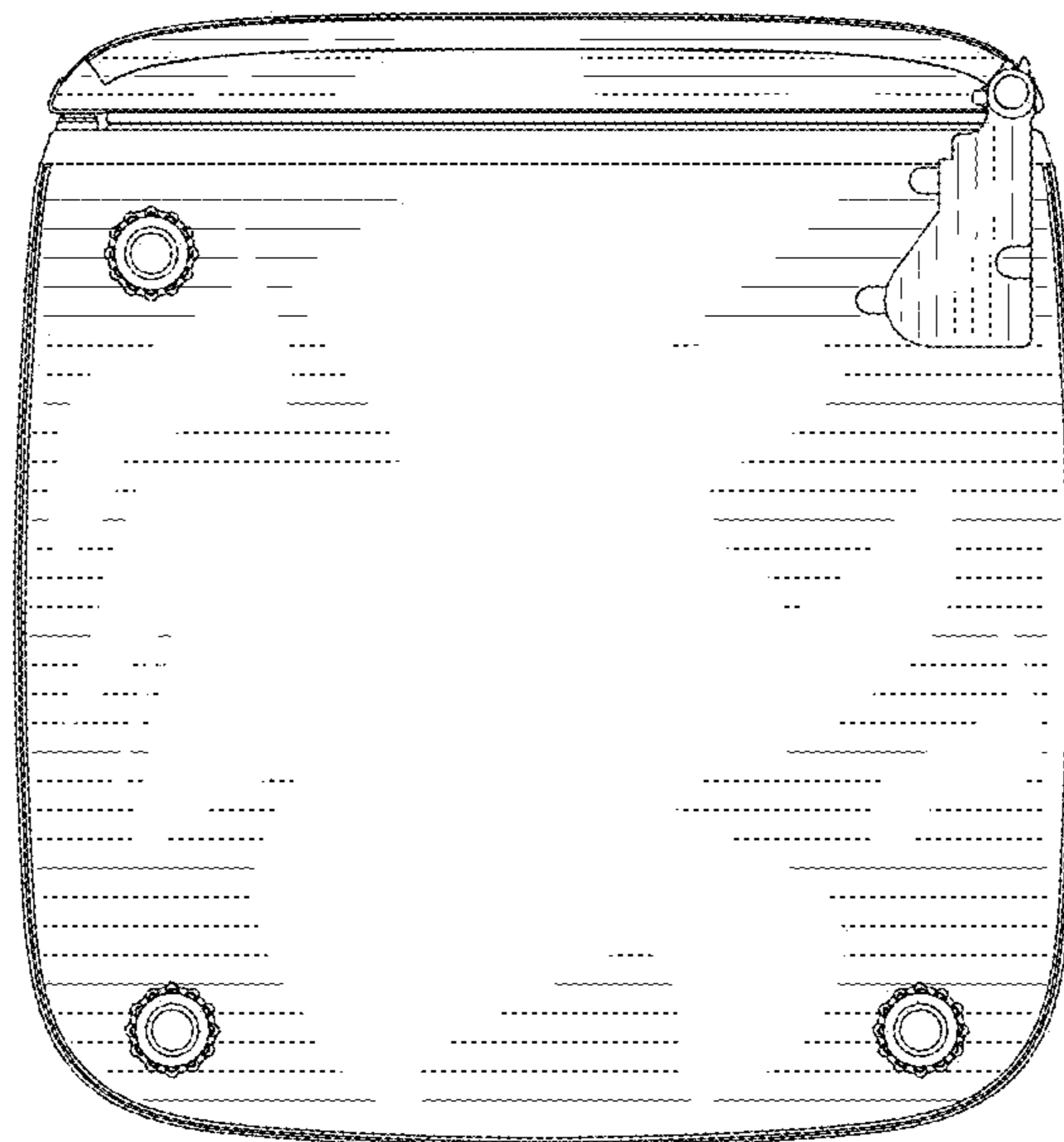


FIG. 7