



US00D758011S

(12) **United States Design Patent**
Gammack

(10) **Patent No.:** **US D758,011 S**
(45) **Date of Patent:** **** May 31, 2016**

(54) **HAIR DRYER**

(71) Applicant: **Dyson Technology Limited**, Wiltshire
(GB)

(72) Inventor: **Peter David Gammack**, Swindon (GB)

(73) Assignee: **Dyson Technology Limited**,
Malmesbury, Wiltshire (GB)

(**) Term: **14 Years**

(21) Appl. No.: **29/504,276**

(22) Filed: **Oct. 3, 2014**

(30) **Foreign Application Priority Data**

Apr. 23, 2014 (EM) 001409528-0001

(51) **LOC (10) Cl.** **28-03**

(52) **U.S. Cl.**
USPC **D28/13**

(58) **Field of Classification Search**
USPC D28/12-19; 34/96-101; 392/380-385;
219/222
CPC A45D 20/12; A45D 20/00
See application file for complete search history.

(56) **References Cited**

U.S. PATENT DOCUMENTS

D257,492 S * 11/1980 Cousins D28/13

6,889,445 B1 * 5/2005 Varona A45D 20/12
34/97
D715,995 S * 10/2014 Dyson D28/13
D715,996 S * 10/2014 Dyson D28/13
D716,492 S * 10/2014 Dyson D28/13
2013/0269200 A1* 10/2013 Moloney A45D 20/00
34/97
2013/0269201 A1* 10/2013 Courtney A45D 20/04
34/97

* cited by examiner

Primary Examiner — Zenia Bennett

(74) *Attorney, Agent, or Firm* — Morrison & Foerster LLP

(57) **CLAIM**


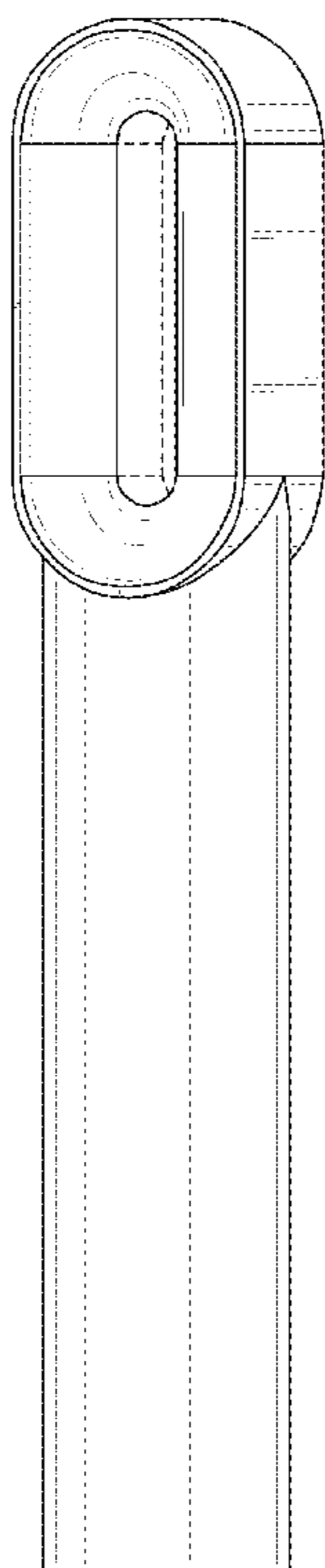
I claim the ornamental design for a hair dryer, as shown and described.

DESCRIPTION

FIG. 1 is a front perspective view of a hair dryer showing our new design;
FIG. 2 is a side perspective view thereof;
FIG. 3 is a front view thereof;
FIG. 4 is a rear view thereof;
FIG. 5 is a side view thereof;
FIG. 6 is a top view thereof; and,
FIG. 7 is a bottom view thereof.

The broken lines in the drawing are for illustrative purposes only and form no part of the claimed design.

1 Claim, 7 Drawing Sheets






FIG. 1




FIG. 2




FIG. 3




FIG. 4




FIG. 5




FIG. 6

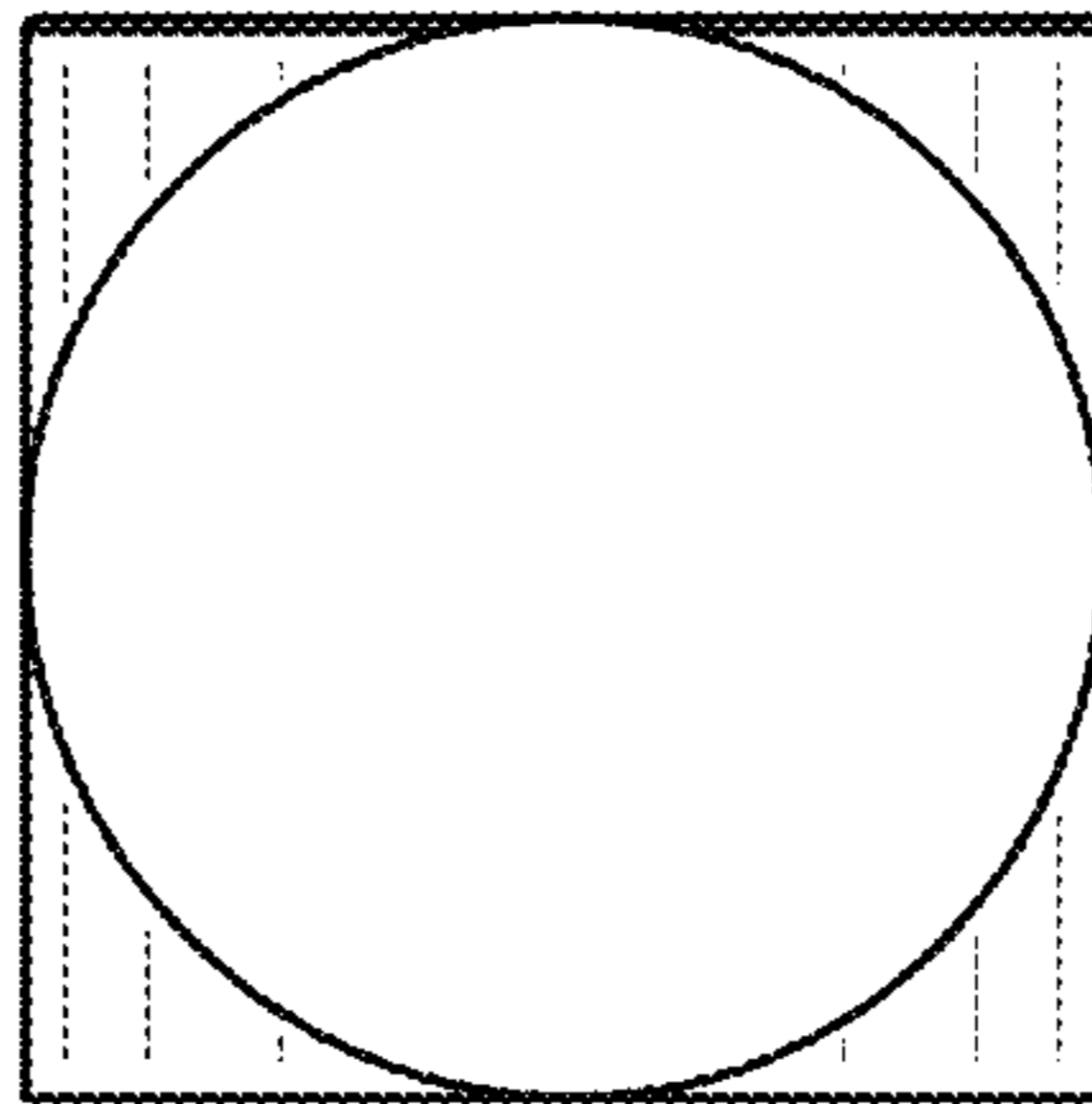


FIG. 7