



US00D757988S

(12) **United States Design Patent**
Chang

(10) **Patent No.:** **US D757,988 S**
(45) **Date of Patent:** **** May 31, 2016**

- (54) **ILLUMINATED SNOW GLOBE**
- (71) Applicant: **Restoration Hardware, Inc.**, Corte Madera, CA (US)
- (72) Inventor: **Kuo Hui Steven Chang**, Taipei (TW)
- (73) Assignee: **RH US, LLC**, Corte Madera, CA (US)
- (**) Term: **14 Years**
- (21) Appl. No.: **29/501,758**
- (22) Filed: **Sep. 8, 2014**
- (51) **LOC (10) Cl.** **26-03**
- (52) **U.S. Cl.**
USPC **D26/104**
- (58) **Field of Classification Search**
USPC D26/1, 4, 24, 27, 51, 93, 94, 104, 106;
D11/131, 157, 184, 121, 125
CPC A63H 13/00; F21S 6/00; F21S 6/002;
F21S 10/00; F21V 3/00; F21V 3/04018;
F21V 15/00; F21V 21/02; F21V 31/00;
F21W 2121/00; F21W 2131/30
See application file for complete search history.

| | | | | | | |
|--------------|----|---|---------|---------------------|-------|---------|
| D543,484 | S | * | 5/2007 | Peterson | | D11/125 |
| 7,430,823 | B1 | | 10/2008 | Chung | | |
| D634,241 | S | * | 3/2011 | Sicarelli | | D11/157 |
| 2003/0014889 | A1 | | 1/2003 | Zhao | | |
| 2003/0067764 | A1 | | 4/2003 | Lau Ting Yup et al. | | |
| 2008/0025026 | A1 | | 1/2008 | Lee et al. | | |
| 2010/0124867 | A1 | | 5/2010 | Kessler | | |

OTHER PUBLICATIONS

U.S. Appl. No. 14/595,974, Final Office Action mailed Jul. 20, 2015.
U.S. Appl. No. 14/595,974, Office Action mailed Apr. 1, 2015.

* cited by examiner

Primary Examiner — Brian N Vinson

(74) *Attorney, Agent, or Firm* — Lewis Roca Rothgerber Christie LLP

(57) **CLAIM**

The ornamental design for an illuminated snow globe, as shown and described.

DESCRIPTION

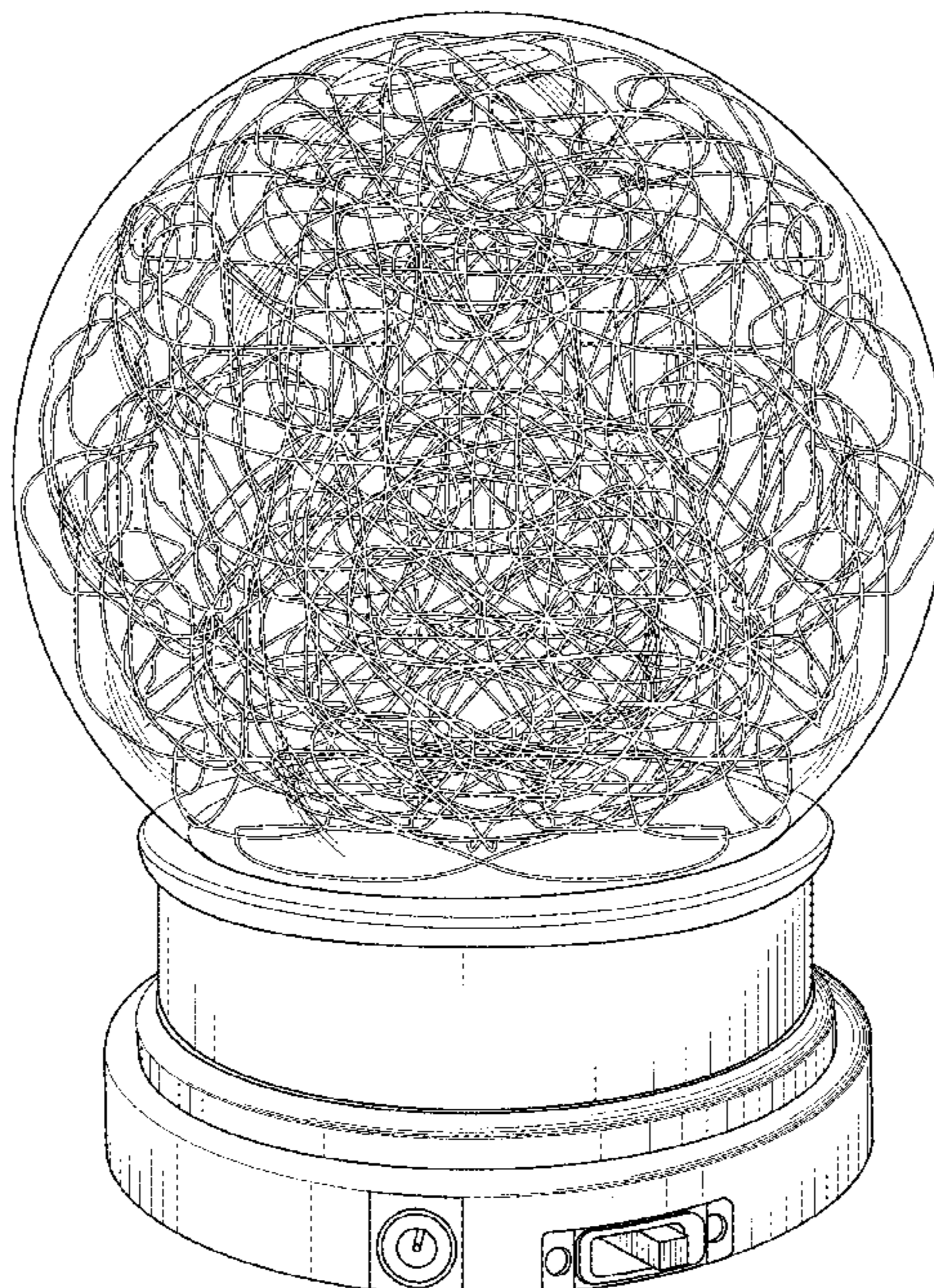
FIG. 1 is a perspective view of the illuminated snow globe; FIG. 2 is a rear elevational view of the illuminated snow globe; FIG. 3 is a front elevational view of the illuminated snow globe; FIG. 4 is a left-side elevational view of the illuminated snow globe; FIG. 5 is a right-side elevational view of the illuminated snow globe; FIG. 6 is a top plan view of the illuminated snow globe; and, FIG. 7 is a bottom plan view of the illuminated snow globe.

1 Claim, 7 Drawing Sheets

(56) **References Cited**

U.S. PATENT DOCUMENTS

| | | | | | | |
|-----------|---|---|---------|----------------|-------|----------------------|
| 4,961,276 | A | * | 10/1990 | Lin | | A63H 13/00 428/11 |
| 4,989,327 | A | | 2/1991 | Morton | | |
| 5,258,209 | A | | 11/1993 | Bankert et al. | | |
| D393,016 | S | * | 3/1998 | Young | | D11/131 |
| D468,044 | S | * | 12/2002 | Lam | | D26/104 |
| D472,498 | S | * | 4/2003 | Kitras | | D11/121 |
| D480,497 | S | * | 10/2003 | Lau Ting Yup | | D26/104 |
| D495,969 | S | * | 9/2004 | Ensign | | D11/121 |



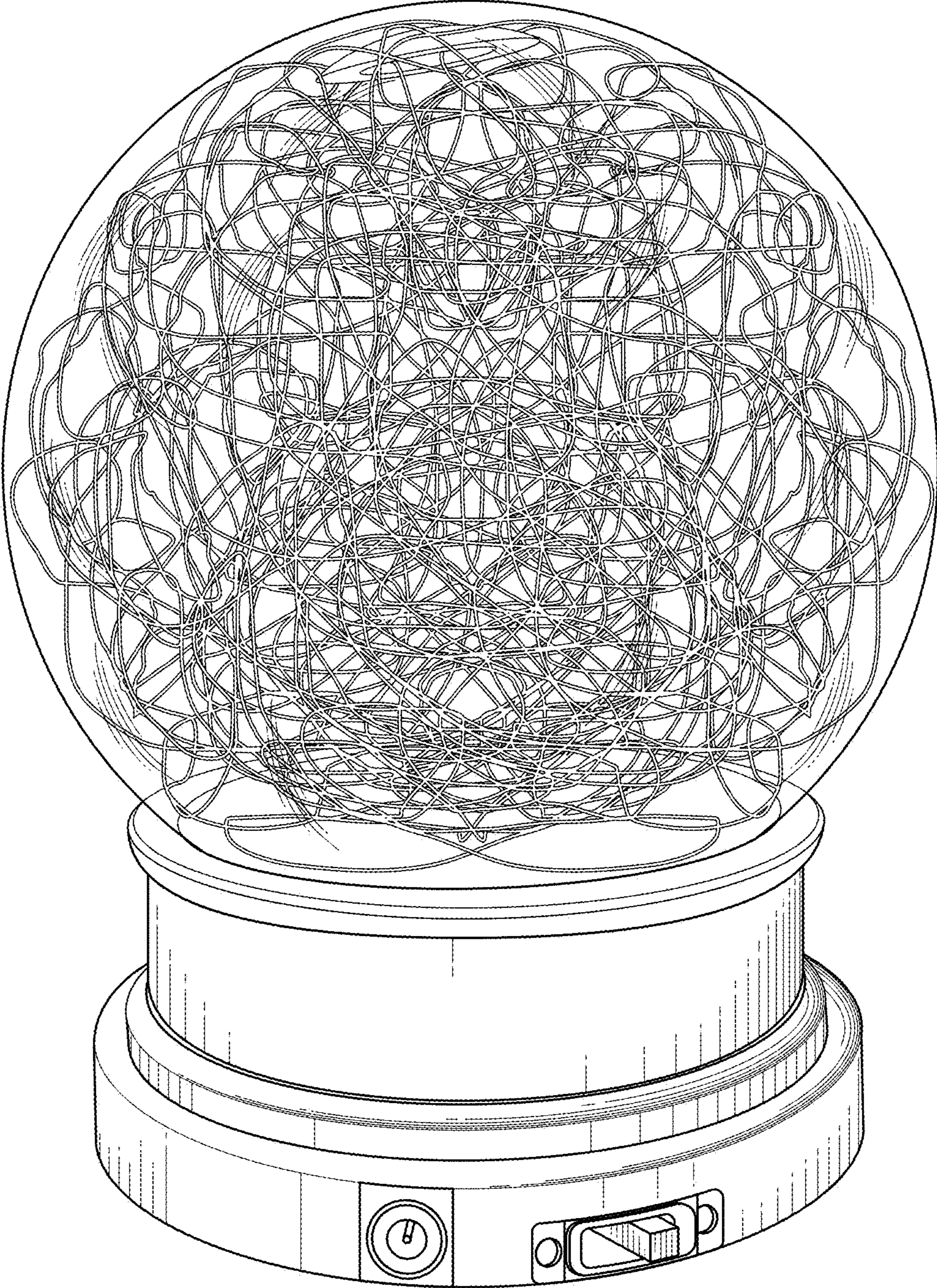


FIG. 1

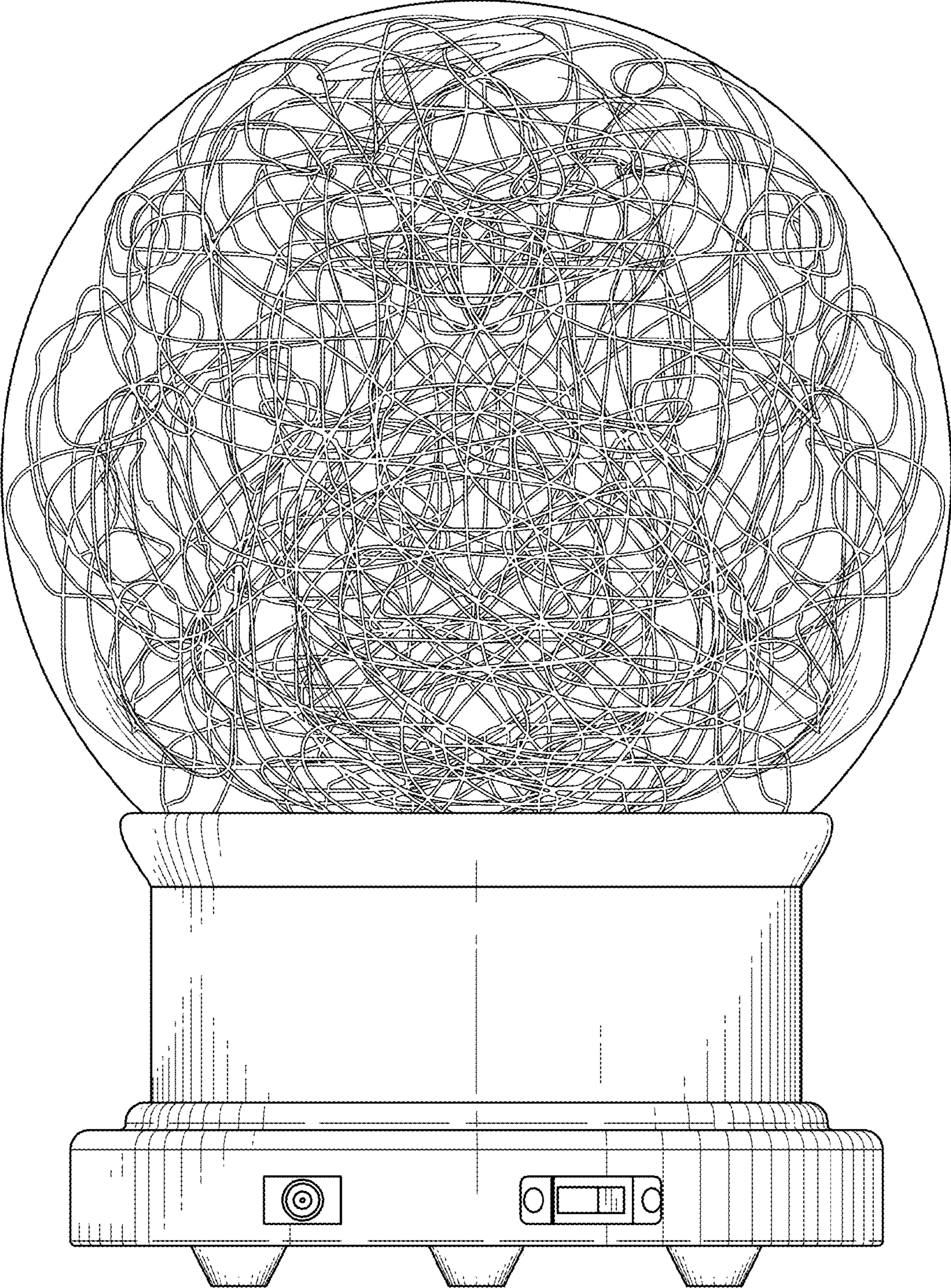


FIG. 2

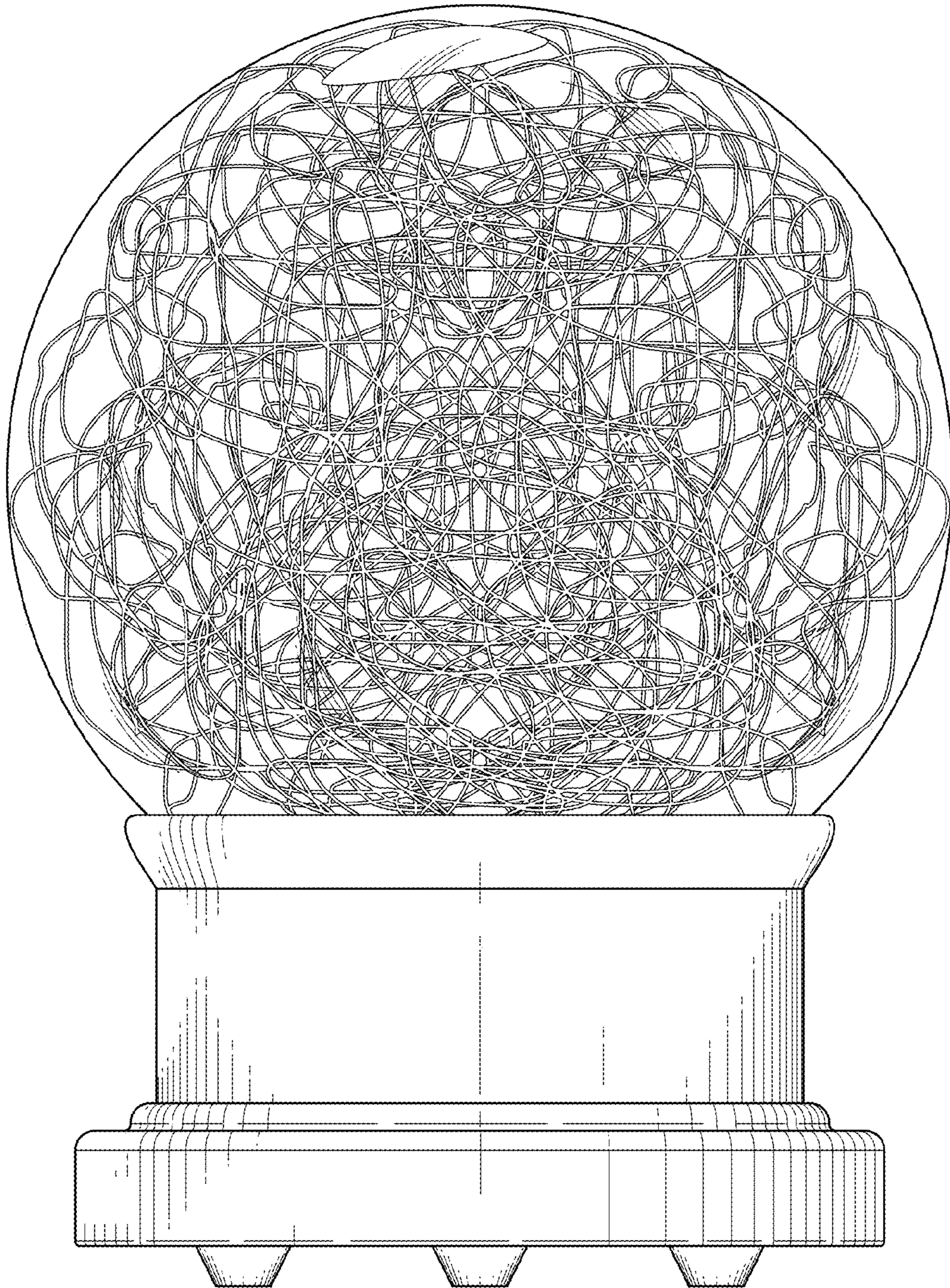


FIG. 3

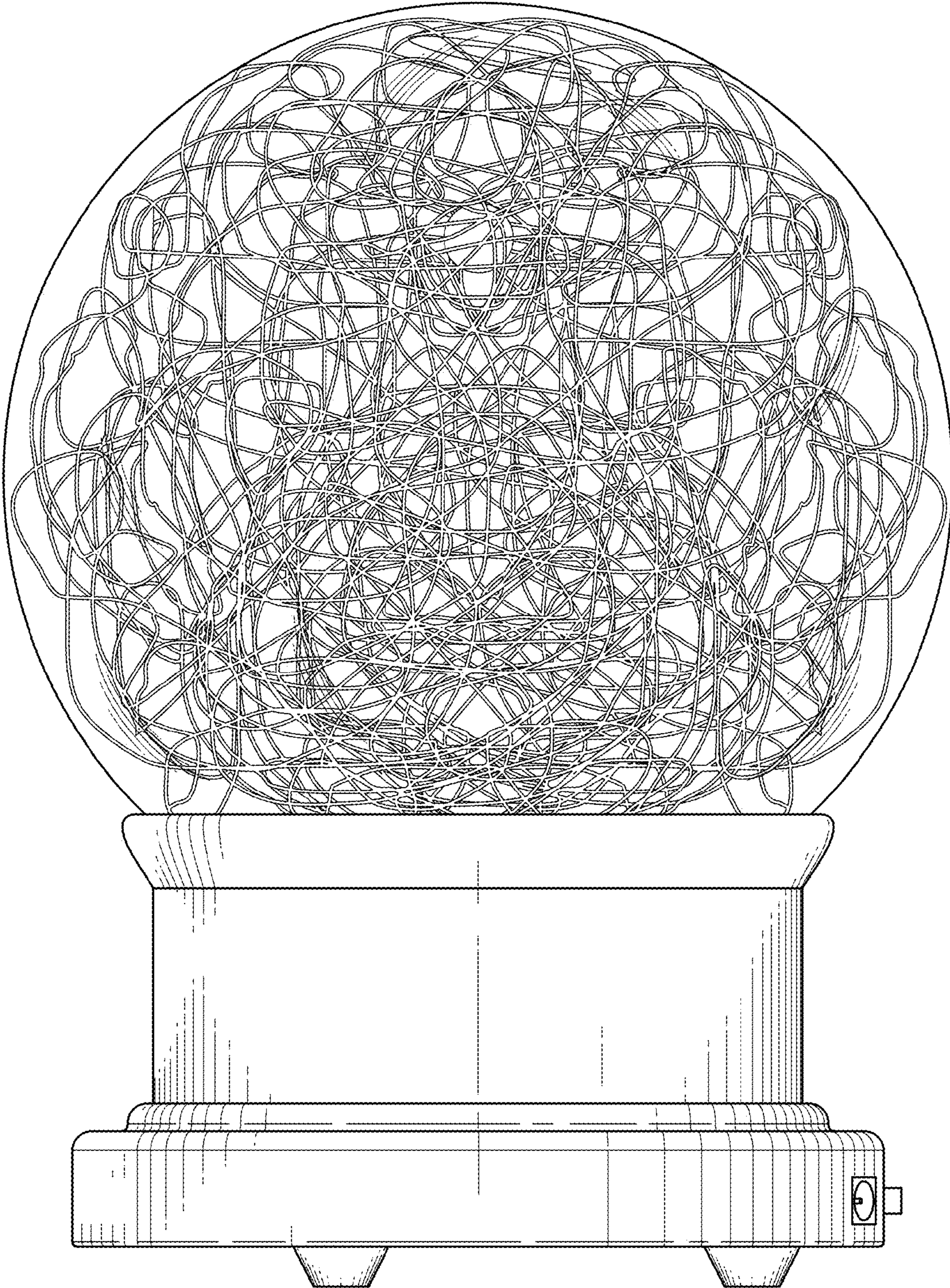


FIG. 4

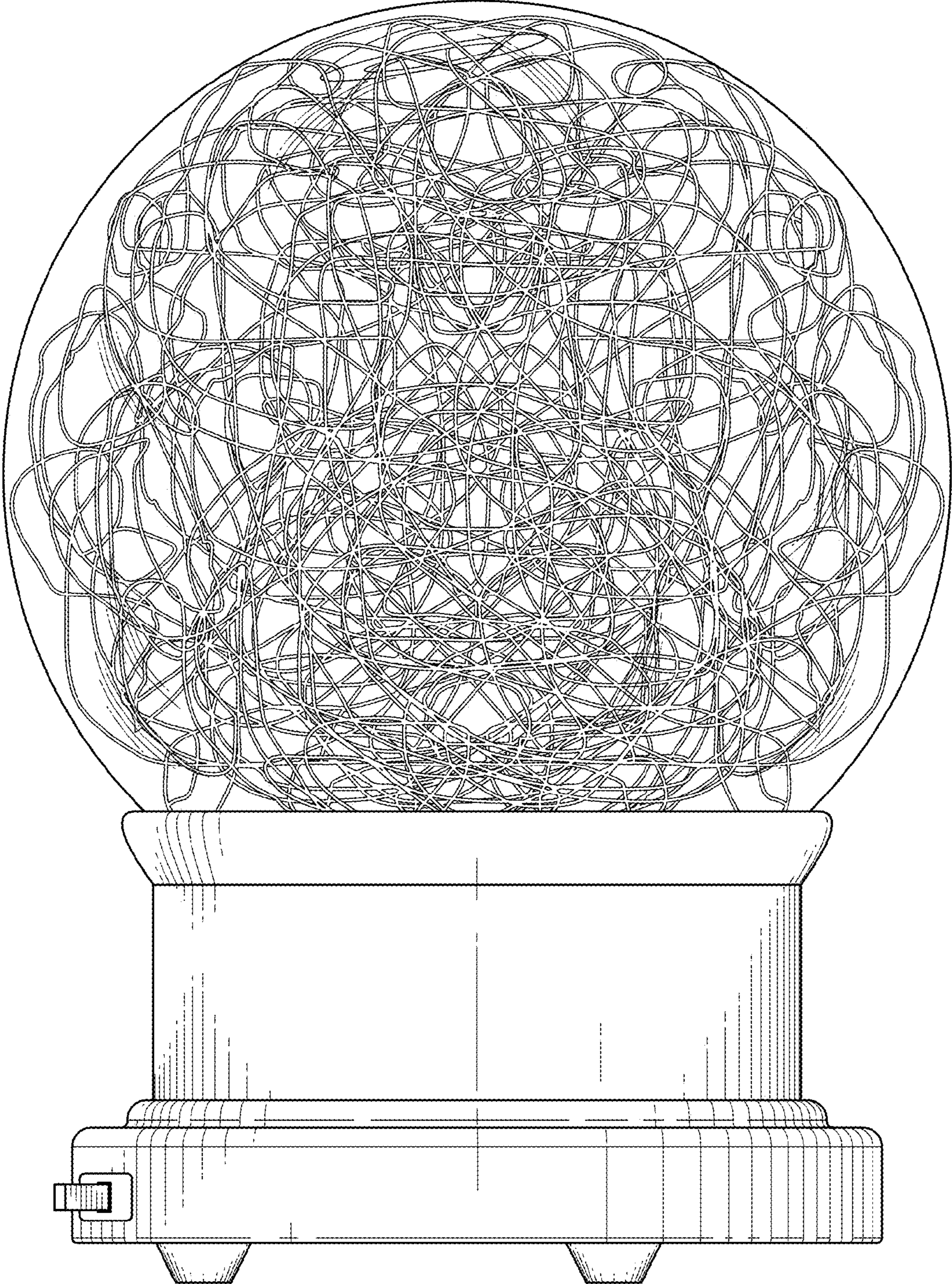


FIG. 5

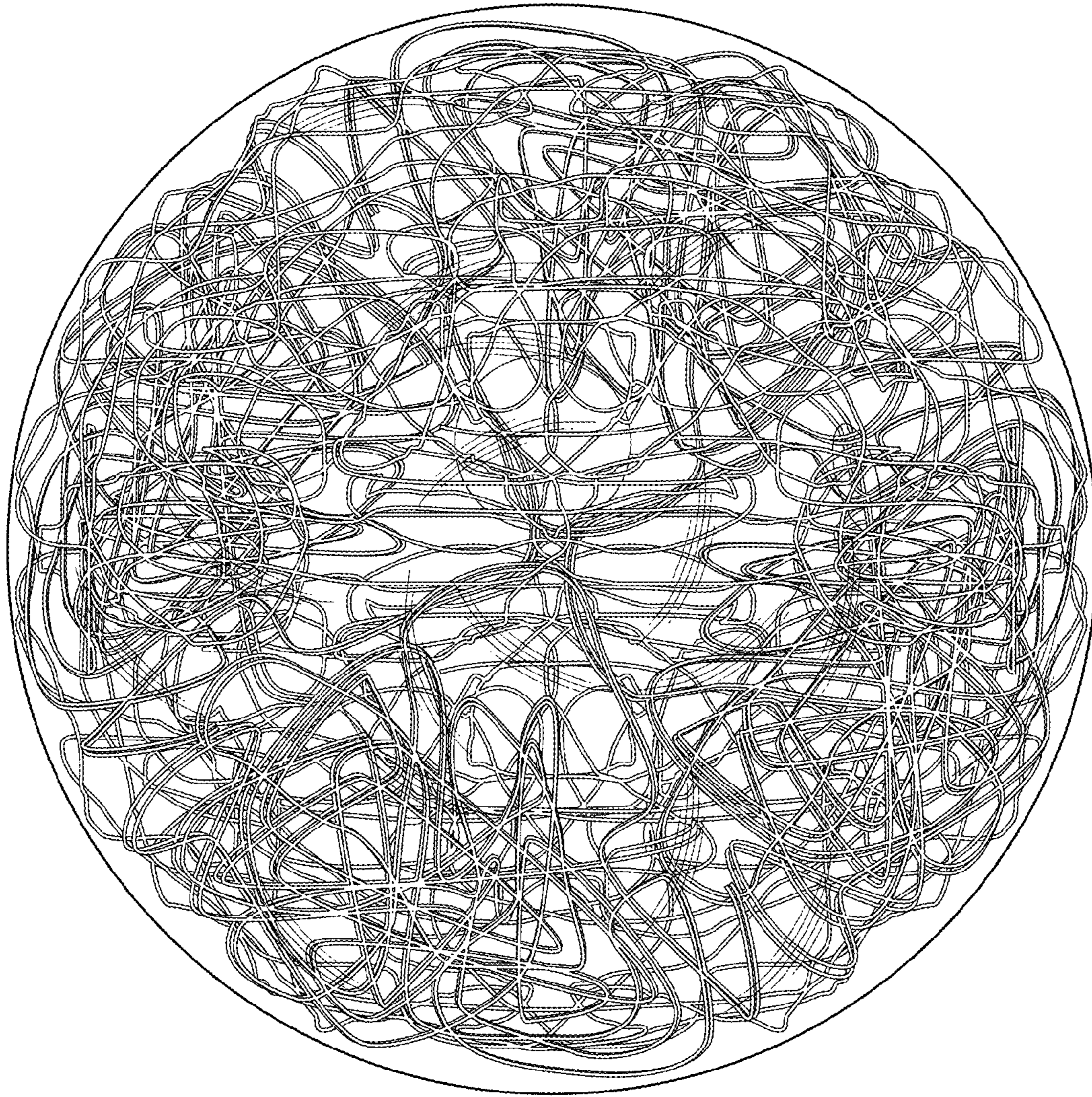


FIG. 6

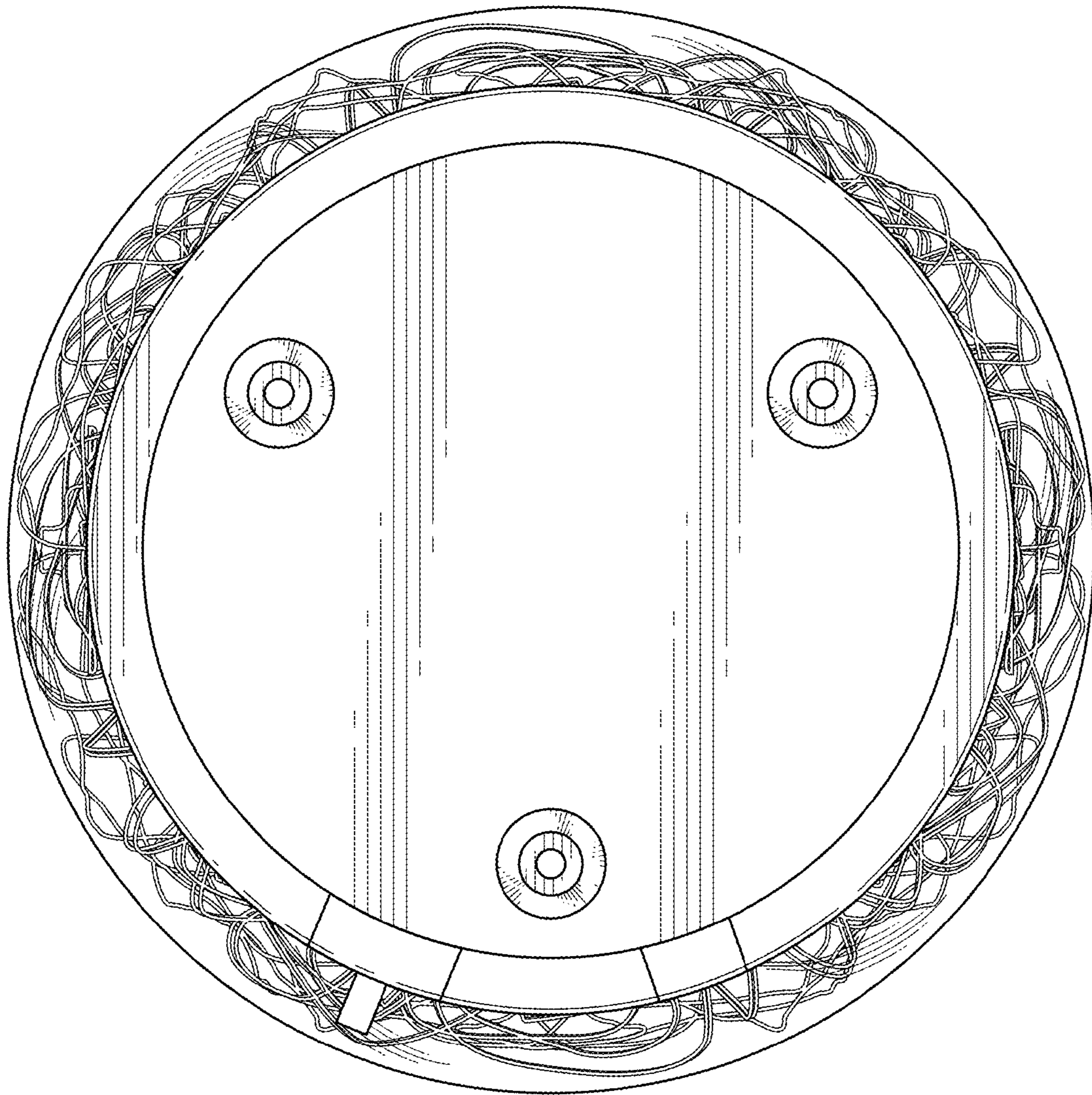


FIG. 7